




View My Cases

Apply Online

View Messages

View My Profile

View My Cases



Step-by-Step Online Application

* Required fields

You currently do not have any cases pending or in draft status.

If you choose not to file your benefit request today, the system will save a draft of your benefit request for 30 days.

If you do not file your benefit request within 30 days, all drafts of your request will be deleted and your USCIS ELIS account will be deleted.

If your account is deleted you will need to create a new account in USCIS ELIS before you can file a new benefit request.

If you previously filed a benefit request in USCIS ELIS, your USCIS ELIS online account will not be deleted. In the future, only those benefit requests that remain in a "DRAFT" state will be deleted after 30 days.

Available Benefits*:

Application to Extend/Change Nonimmigrant Status

- Select one -

Application to Extend/Change Nonimmigrant Status

If your Representative has provided you a Case Passcode, click [Enter Case Passcode](#).

Customers of USCIS ELIS may submit benefit requests to extend or change their status (currently referred to as the Form I-539, Application to Extend/Change Nonimmigrant Status OMB No. 1615-0122, Expires 01/31/2015). Please refer to the chart below to see if your benefit request can be filed in USCIS ELIS.

If you want to...	And you...	Then
Extend status	are a... B-1,B-2,F-1*,M-1 or M-2	You can e-file in USCIS ELIS.
Change status	want to become a... B-1,B-2,F-1**,F-2,J-1,J-2,M-1 or M-2	
Reinstate status	were a... F-1*** or M-1***	

*Individuals in the F-1 classification who received a date-specific visa that requires completion of a given course of study within a specific time can extend status in USCIS ELIS. Other F-1s are admitted for duration of status and should contact their designated school official to extend status.

**An M-1 student may not change status to an F-1 student per 8 CFR 248.1(c)(1).

***The spouse or child of an F-1 or M-1 student may be included in the principal's benefit request.

Important Notes:

- USCIS captures your Internet Protocol address and your web browser information when you file a benefit request.
- USCIS cannot electronically process fee waivers at this time in USCIS ELIS. Document processing is completed

If you choose not to file your benefit request today, the system will save a draft of your benefit request for 30 days.

If you do not file your benefit request within 30 days, all drafts of your request will be deleted and your USCIS ELIS account will be deleted.

If your account is deleted you will need to create a new account in USCIS ELIS before you can file a new benefit request.

If you previously filed a benefit request in USCIS ELIS, your USCIS ELIS online account will not be deleted. In the future, only those benefit requests that remain in a "DRAFT" state will be deleted after 30 days.

Available Benefits*:

Application to Extend/Change Nonimmigrant Status

If your Representative has provided you a Case Passcode, click [Enter Case Passcode](#).

Customers of USCIS ELIS may submit benefit requests to extend or change their status (currently referred to as the Form I-539, Application to Extend/Change Nonimmigrant Status OMB No. 1615-0122, Expires 01/31/2015). Please refer to the chart below to see if your benefit request can be filed in USCIS ELIS.

If you want to...	And you...	Then
Extend status	are a... B-1,B-2,F-1*,M-1 or M-2	You can e-file in USCIS ELIS.
Change status	want to become a... B-1,B-2,F-1**,F-2,J-1,J-2,M-1 or M-2	
Reinstate status	were a... F-1*** or M-1***	

*Individuals in the F-1 classification who received a date-specific visa that requires completion of a given course of study within a specific time can extend status in USCIS ELIS. Other F-1s are admitted for duration of status and should contact their designated school official to extend status.

**An M-1 student may not change status to an F-1 student per 8 CFR 248.1(c)(1).

***The spouse or child of an F-1 or M-1 student may be included in the principal's benefit request.

Important Notes:

- USCIS captures your Internet Protocol address and your web browser information when you file a benefit request.
- USCIS cannot electronically process fee waivers at this time in USCIS ELIS. Payment processing is completed entirely through Department of Treasury's secure Pay.gov system. USCIS will not store or have access to your payment or credit card information.
- NEVER give out your USCIS ELIS account number or password to another individual or allow another person to use your USCIS ELIS account and password to file a benefit request.



- Benefit Home
- About You
- Benefit Request
- Eligibility Info
- Beneficiary Info
- Supplementary Info
- Upload Evidence Info
- Preparer Info
- Application Review
- Submission and E Sign
- Payment

Application to Extend / Change Nonimmigrant Status

Benefit Home

Benefit Home

* Indicates Required Field

Important Information about USCIS ELIS Accounts and Benefit Applications

Each person (other than your spouse and/or child), who wants to file a benefit request must create his or her own unique account in USCIS ELIS.

NEVER give out your USCIS ELIS account number or password to another individual or allow another person to use your USCIS ELIS account and password to file a benefit request.

The following individuals can create an account in USCIS ELIS:

- Customers who will be filing a benefit request for themselves;
- Attorneys and Accredited Representatives certified by the Board of Immigration Appeals (BIA);
- Parents of minors under the age of 14; and
- Legal guardians for incapacitated or severely disabled individuals.

NOTE: The parent or legal guardian must create a USCIS ELIS account in the name of the child or incapacitated person. The parent or legal guardian also must list himself as the preparer of the benefit request. You May be asked to submit document to show that you are the legal guardian of, and have authority to act on behalf of, the incapacitated or severely disabled individual for whom you prepare the benefit request.

The following individuals **cannot** create an account in USCIS ELIS:

- Notarios Públicos ("Notarios") and Visa/Immigration Consultants ("Consultants");
- Attorneys who have been suspended, terminated or disbarred by a State court or attorney disciplinary board;
- Representatives who are not authorized by USCIS or the BIA to represent USCIS customers.

When Attorneys or Accredited Representatives submit a completed benefit request for their client, USCIS ELIS automatically creates an "inferred" account for the client. This inferred account is not accessible by the client until he or she creates a user account in USCIS ELIS.

Back Exit Save Next

TIPS

Can my family or friends help me file a benefit request in USCIS ELIS?

Yes. Family members, neighbors, friends or paid preparers may assist you as you personally complete your benefit request online. They cannot complete your benefit request for you or submit it on your behalf. If you receive assistance in preparing your application, you must identify the person who assisted you by entering the person's name in the Preparer section.

How will I know if USCIS ELIS is temporarily unavailable?

USCIS ELIS will inform account holders who have logged into the system when the system is temporarily unavailable. USCIS also will notify its customers of any temporary system outages at www.uscis.gov. In the unlikely event of a prolonged delay in system availability, your benefit request will be addressed through the current paper filing process.



Paperwork Reduction and USCIS Privacy Acts

OMB Control No. 1615-0003 Expires MM-DD-YYYY

Burden Disclosure Notice

An agency may not conduct or sponsor an information collection, and a person is not required to respond to a collection of information, unless it displays a currently valid OMB control number. The public reporting burden for this collection of information is estimated at 1 hour and 45 minutes per response, including the time for reviewing instructions and completing and submitting the form **electronically**. Send comments regarding this burden estimate or any other aspect of this collection of information, including suggestions for reducing this burden to: U.S. Citizenship and Immigration Services, Regulatory Coordination Division, Office of Policy and Strategy, 20 Massachusetts Ave NW, Washington, DC 20529-2140; OMB No. 1615-0003. Do not mail your completed Form I-539 to this address.

USCIS Privacy Act Statement

AUTHORITIES: The information requested on this benefit petition, and the associated evidence, is collected pursuant to the Immigration and Nationality Act, 8 U.S.C. sections 1103 and 1184, and Title 8 of the Code of Federal Regulations (CFR) parts 103, 214, and 248.

PURPOSE: The primary purpose for providing the requested information on this benefit application is to apply for an extension of stay or a change from one nonimmigrant category to another nonimmigrant category. USCIS will use the information you provide to grant or deny the benefit sought.

DISCLOSURE: The information you provide is voluntary. However, failure to provide the requested information, and any requested evidence, may delay a final decision or result in denial of your form.

ROUTINE USES: The information you provide on this benefit petition may be shared with other Federal, State, local and foreign government agencies and authorized organizations in accordance with approved uses, as described in the associated published system of records notices [DHS-USCIS-007 - Benefits Information System and DHS/USCIS/ICE/CBP-001 - Alien File, Index, and National File Tracking System, which can be found at www.dhs.gov/privacy.] The information may also be made available as appropriate for law enforcement purposes or in the interest of national security.

NEXT



FORMS NEWS RESOURCES LAWS OUTREACH ABOUT US

- Benefit Home
- About You
- Name
- Addresses
- Contact Info
- Biographic Info
- Immigration
- Government ID
- Benefit Request
- Eligibility Info
- Beneficiary Info
- Supplementary Info
- Upload Evidence Info
- Preparer Info
- Application Review
- Submission and E Sign
- Payment

Application to Extend / Change Nonimmigrant Status

About You

Name(s)

* Indicates Required Field

Last Name (Family Name)*: First Name (Given Name)*: Middle Name*:

No First Name No Middle Name

Check No First Name if you do not have a first name. Check No Middle Name if you do not have a middle name.

Have you ever used any names other than the name entered above?

▶ Add Additional Page Information

TIPS

The name you provide must be the same as it appears on your passport, birth certificate, or other legal form of identification. If you only have one name, please provide it in the space for "Family Name" and select the option to indicate "No First Name" and "No Middle Name."

If you have ever used any other name(s), please select "Yes" and add any other name(s). Please insert only one name per addition. Examples of other names can include a maiden name, nicknames, part of a first or last name, or a shortened or altered version of a legal name.

- InfoPass
- My Case Status
- Change of Address
- Visa Bulletin
- Passports
- E-Verify
- Careers at USCIS
- Site Map (Index)
- Contact Us

- Citizenship
- Green Card
- Family
- Working in the U.S.
- Humanitarian
- Adoption
- Military
- Visit the U.S.
- Genealogy

- U.S. Department of Homeland Security
- U.S. Customs & Border Protection
- U.S. Immigration & Customs Enforcement
- White House
- U.S. Department of State
- USA.gov

- Freedom of Information Act (FOIA)
- No FEAR Act
- Website Policies
- Privacy and Legal Disclaimers
- Accessibility
- Plug-ins
- Adobe Reader ↗
- Windows Media Player ↗
- Archive

- Benefit Home
- About You
 - Name
 - Addresses
 - Contact Info
 - Biographic Info
 - Immigration
 - Government ID
- Benefit Request
- Eligibility Info
- Beneficiary Info
- Supplementary Info
- Upload Evidence Info
- Preparer Info
- Application Review
- Submission and E Sign
- Payment

Application to Extend / Change Nonimmigrant Status

About You

Addresses

* Indicates Required Field

Physical Address

Street #: Street Name*: Apt./Suite #:

Country*: City/Town*:

State: ZIP Code:

Province: Postal Code:

Mailing Address

Note: The USCIS will not mail official government correspondence including benefit request decision notices if a non-U.S. based address is submitted for the Mailing Address.

Same as Physical Address

In Care of Name:

Street #: Street Name or P.O. Box*: Apt./Suite #:

Country*: City/Town*:

State: ZIP Code:

Province: Postal Code:

▶ Add Additional Page Information

TIPS

Address:

Please provide your current mailing and physical address in the United States. If they are the same, please check the box to indicate your mailing address is the same as your physical address.

USCIS will not mail any notices or decisions to an address outside the United States. Include your most recent address outside the United States, if you have one, under Supplemental Biographic Information -- Residence History in your benefit request.

Note: If you abbreviate Road (Rd), Street (St), etc., do not use a period (.). You will see an error message. Only alphanumeric characters(A-Z, 0-9), hyphens (-), commas (,), and apostrophes (') are allowed.

Note: Please provide a ZIP Code for any US address entered.

Note: USCIS encourages you to save your benefit request frequently.



FORMS NEWS RESOURCES LAWS OUTREACH ABOUT US

- Benefit Home
- About You
 - Name
 - Addresses
 - Contact Info
 - Biographic Info
 - Immigration
 - Government ID
- Benefit Request
- Eligibility Info
- Beneficiary Info
- Supplementary Info
- Upload Evidence Info
- Preparer Info
- Application Review
- Submission and E Sign
- Payment

Application to Extend / Change Nonimmigrant Status

About You

Contact Preferences

* Indicates Required Field

Please provide your contact information.

Email

E-mail:

To change Email address, please go to View My Profile , click on Account tab then click Change Email Address

Contact Numbers

Mobile/Cell Phone:

Work Phone: Extension:

Home Phone:

▶ Add Additional Page Information

Back Exit Save Next

TIPS

USCIS will contact you via USPS mail.If you would prefer USCIS to contact you by email, you may select your preference and provide the requested information.It is important that you provide a correct telephone number in the event USCIS needs to contact you.If you need assistance, contact USCIS Customer Service at 1-800-375-5283 between the hours of 8am to 8pm in each U.S. time zone. (1-800-767-1833 TDD for people who are deaf or hard of hearing.)



- Benefit Home
- About You
- Name
- Addresses
- Contact Info
- Biographic Info
- Immigration
- Government ID
- Benefit Request
- Eligibility Info
- Beneficiary Info
- Supplementary Info
- Upload Evidence Info
- Preparer Info
- Application Review
- Submission and E Sign
- Payment

Application to Extend / Change Nonimmigrant Status

About You

Biographic Information

* Indicates Required Field

Are you currently a member of the U.S. Military? Select

Date of Birth*

Month*: Select Day*: Select Year*: Select

Country of Birth*: Select City or Town of Birth:

State of Birth: Select Province of Birth:

Gender*: Select

Citizenship*

Country of Citizenship List

Country of Citizenship	Action
Select	

Country of Citizenship: Select

Add

▶ Add Additional Page Information

Back Exit Save Next

TIPS

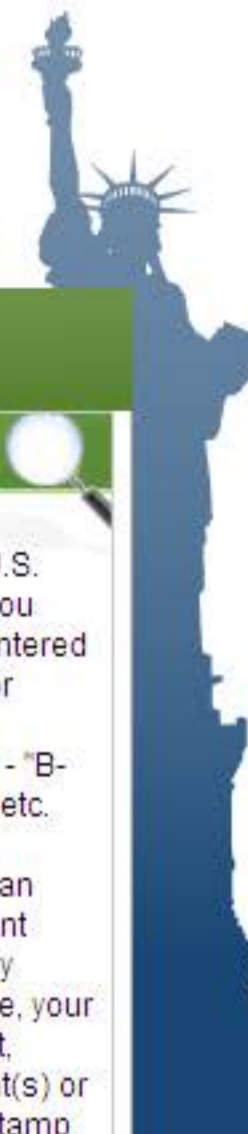
Please provide your biographic information exactly as it appears on your birth certificate or other government-issued identity document.

Enter your date of birth using the MM/DD/YYYY format even if your birth certificate or other government-issued identity document uses a different format.

If you need assistance, contact USCIS Customer Service at 1-800-375-5283 between the hours of 8am to 8pm in each U.S. time zone. (1-800-767-1833 TDD for people who are deaf or hard of hearing.)

To avoid processing delays USCIS encourages you to answer all questions. Some fields become required based on your previous answers.

Note: USCIS encourages you to save your benefit request frequently.



FORMS NEWS RESOURCES LAWS OUTREACH ABOUT US

- Benefit Home
- About You
- Name
- Addresses
- Contact Info
- Biographic Info
- Immigration
- Government ID
- Benefit Request
- Eligibility Info
- Beneficiary Info
- Supplementary Info
- Upload Evidence Info
- Preparer Info
- Application Review
- Submission and E Sign
- Payment

Application to Extend / Change Nonimmigrant Status

About You

Immigration

* Indicates Required Field

What was your immigration status at the time of your most recent arrival into the United States?

Place of most recent arrival into the United States:

City or Town

Date of most recent arrival into the United States:

mm/dd/yyyy

Do you have a Form I-94/I-94W/I-95 Arrival-Departure Record Number OR an entry stamp in your passport to establish that you entered under the Visa Waiver Program Electronic System for Travel Authorization?*

Yes

Arrival-Departure Record Number:

12345678901

Your Form I-94,I-94W,I-95, or entry stamp placed on your Passport expires on:

mm/dd/yyyy

Do you have an alien registration number?*:
No

▶ Add Additional Page Information

Back

Exit

Save

Next

TIPS

Please provide the U.S. Immigration Status you received when you entered the United States. For example, select the appropriate category - "B-1", "B-2", "F-1", "J-1", etc.

In most cases, you can determine your current immigration status by reviewing for example, your visa stamp, passport, admission document(s) or immigration officer stamp on your I-94.

Note: Not all Foreign Nationals are issued an I-94 on admission to the US.

The date field allows entries with or without the leading zeroes when entering the day/month. For example, February 1, YYYY can be entered as 2/1/YYYY or 02/01/YYYY.



About You

Government Identification

* Indicates Required Field

USCIS must have information from an official government-issued identity document that belongs to you if you have one. This identity document **must** contain a photo.

Do you have a government-issued identity document?* Yes

ID Type	Number	Expiration Date	Action
---------	--------	-----------------	--------

Add New ID Type

Government-issued Identity Type:

Passport

Passport Issuing Country:

Select

Passport Number*:

[Empty text box]

Passport Expiration Date:

[Empty date field]

mm/dd/yyyy

Add

► Add Additional Page Information

Back

Exit

Save

Next

Photo Identification:

Please select the appropriate document type and provide the ID number for at least one of the listed documents. If you do not have a U.S. passport, an unexpired foreign passport, or a U.S. Driver's License, then select "Other Government ID". Examples of documents that fall under the "Other Government ID" category include foreign driver's licenses or military identification cards with your photograph. You will be required to submit electronically all documents listed as identity documents.

If you do not have any government-issued photo identity document, please provide an explanation in the space provided.

Please provide the ID number for at least one of the documents listed. You may wish to electronically submit the listed identification documents as evidence.

After 20 minutes of inactivity, you will be timed out of the system. If this occurs you must start again at the last saved section.

The date field allows entries with or without the leading zeroes when entering the day/month. For example, February 1, YYYY can be entered as 2/1/YYYY or 02/01/YYYY.



FORMS NEWS RESOURCES LAWS OUTREACH ABOUT US

- Benefit Home
- About You
- Benefit Request
- Benefit Request Type
- Eligibility Info
- Beneficiary Info
- Supplementary Info
- Upload Evidence Info
- Preparer Info
- Application Review
- Submission and E Sign
- Payment

APPLY ONLINE - FORMS AVAILABLE FOR ONLINE APPLICATION



Benefit Request Type

* Indicates Required Field

Select the one option below that best describes your intent:

- I am applying for an extension of stay in my current status and I am the only applicant.
- Members of my family and I are applying for an extension of stay in our current status and we are all seeking the same benefit.
- I am applying for a change of status and I am the only applicant.
- Members of my family and I are applying for a change of status and we are all seeking the same benefit.
- I am seeking a reinstatement to student status.
- Members of my family and I are seeking a reinstatement to student/student dependent status.

▶ Add Additional Page Information

Back Exit Save Next

TIPS

If you wish to extend your current lawful status, you must be in the same, lawful nonimmigrant status for which you are requesting an extension.

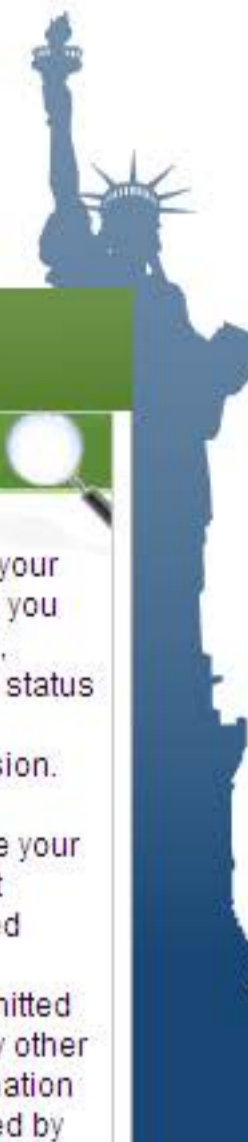
USCIS will determine your eligibility for a benefit based on the required information and documentation submitted with this request. Any other supplemental information that may be requested by USCIS or obtained from required background checks will also be used to determine your eligibility.

- InfoPass
- My Case Status
- Change of Address
- Visa Bulletin
- Passports
- E-Verify
- Careers at USCIS
- Site Map (Index)
- Contact Us

- Citizenship
- Green Card
- Family
- Working in the U.S.
- Humanitarian
- Adoption
- Military
- Visit the U.S.
- Genealogy

- U.S. Department of Homeland Security
- U.S. Customs & Border Protection
- U.S. Immigration & Customs Enforcement
- White House
- U.S. Department of State
- USA.gov

- Freedom of Information Act (FOIA)
- No FEAR Act
- Website Policies
- Privacy and Legal Disclaimers
- Accessibility
- Plug-ins
- Adobe Reader ↗
- Windows Media Player ↗
- Archive



- Benefit Home
- About You
- Benefit Request
- Benefit Request Type
- Eligibility Info
- Beneficiary Info
- Supplementary Info
- Upload Evidence Info
- Preparer Info
- Application Review
- Submission and E Sign
- Payment

APPLY ONLINE - FORMS AVAILABLE FOR ONLINE APPLICATION

Benefit Request Type

* Indicates Required Field

All Benefit Request Progress Has Been Saved.

- Select the one option below that best describes your intent:
- I am applying for an extension of stay in my current status and I am the only applicant.
 - Members of my family and I are applying for an extension of stay in our current status and we are all seeking the same benefit.
 - I am applying for a change of status and I am the only applicant.
 - Members of my family and I are applying for a change of status and we are all seeking the same benefit.
 - I am seeking a reinstatement to student status.
 - Members of my family and I are seeking a reinstatement to student/student dependent status.

Add Additional Page Information

Back Exit Save Next

TIPS

If you wish to extend your current lawful status, you must be in the same, lawful nonimmigrant status for which you are requesting an extension.

USCIS will determine your eligibility for a benefit based on the required information and documentation submitted with this request. Any other supplemental information that may be requested by USCIS or obtained from required background checks will also be used to determine your eligibility.

- | | | | |
|---|---|--|---|
| <ul style="list-style-type: none"> InfoPass My Case Status Change of Address Visa Bulletin Passports E-Verify Careers at USCIS Site Map (Index) Contact Us | <ul style="list-style-type: none"> Citizenship Green Card Family Working in the U.S. Humanitarian Adoption Military Visit the U.S. Genealogy | <ul style="list-style-type: none"> U.S. Department of Homeland Security U.S. Customs & Border Protection U.S. Immigration & Customs Enforcement White House U.S. Department of State USA.gov | <ul style="list-style-type: none"> Freedom of Information Act (FOIA) No FEAR Act Website Policies Privacy and Legal Disclaimers Accessibility Plug-ins Adobe Reader ↗ Windows Media Player ↗ Archive |
|---|---|--|---|



FORMS NEWS RESOURCES LAWS OUTREACH ABOUT US

- Benefit Home
- About You
- Benefit Request
 - Benefit Request Type
- Eligibility Info
- Beneficiary Info
- Supplementary Info
- Upload Evidence Info
- Preparer Info
- Application Review
- Submission and E Sign
- Payment

Application to Extend / Change Nonimmigrant Status

Benefit Request Type
Single Extension of Stay

* Indicates Required Field

What is your current immigration status?*
B2
I request that my current status be extended until*:
mm/dd/yyyy

Add Additional Page Information

Back Exit Save Next

TIPS

Benefit Request Type:
Customers in C, D, K-1, K-2, K-3, K-4, S, WB, WT, or TWOV nonimmigrant status may not seek a change of nonimmigrant status.
If you need assistance, contact USCIS Customer Service at 1-800-375-5283 between the hours of 8am to 8pm in each U.S. time zone.
The date field allows entries with or without the leading zeroes when entering the day/month.

- InfoPass
- My Case Status
- Change of Address
- Visa Bulletin
- Passports
- E-Verify
- Careers at USCIS
- Site Map (Index)
- Contact Us

- Citizenship
- Green Card
- Family
- Working in the U.S.
- Humanitarian
- Adoption
- Military
- Visit the U.S.
- Genealogy

- U.S. Department of Homeland Security
- U.S. Customs & Border Protection
- U.S. Immigration & Customs Enforcement
- White House
- U.S. Department of State
- USA.gov

- Freedom of Information Act (FOIA)
- No FEAR Act
- Website Policies
- Privacy and Legal Disclaimers
- Accessibility
- Plug-ins
- Adobe Reader
- Windows Media Player
- Archive



FORMS NEWS RESOURCES LAWS OUTREACH ABOUT US

- Benefit Home
- About You
- Benefit Request
- Eligibility Info
 - Arrival Departure
 - Principal Alien
 - Education Info
 - J1 J2 Visa
 - Immigrant Visa
 - Background Questions
- Beneficiary Info
- Supplementary Info
- Upload Evidence Info
- Preparer Info
- Application Review
- Submission and E Sign
- Payment

Application to Extend / Change Nonimmigrant Status

Eligibility Information
Arrival Departure Record

* Indicates Required Field

Do you currently have the Form I-94, I-94W, or I-95 issued to you in your possession? Yes

You will be required to submit a copy, front and back, of Form I-94, Arrival-Departure Record, of each person included in this benefit request.

Add Additional Page Information

Back

Exit

Save

Next

TIPS

Arrival/Departure Record (Form I-94):

Most Foreign Nationals are issued a Form I-94, I-94W, or I-95 at the time of their admission to the United States, as well as when they change or extend their status.

If you were issued a Form I-94, I-94W, or I-95 and still have it in your possession, please select "Yes". You will be required to electronically submit a Form I-94, I-94W, or I-95 as evidence of your status when you file this benefit request.

- InfoPass
- My Case Status
- Change of Address
- Visa Bulletin
- Passports
- E-Verify
- Careers at USCIS
- Site Map (Index)
- Contact Us

- Citizenship
- Green Card
- Family
- Working in the U.S.
- Humanitarian
- Adoption
- Military
- Visit the U.S.
- Genealogy

- U.S. Department of Homeland Security
- U.S. Customs & Border Protection
- U.S. Immigration & Customs Enforcement
- White House
- U.S. Department of State
- USA.gov

- Freedom of Information Act (FOIA)
- No FEAR Act
- Website Policies
- Privacy and Legal Disclaimers
- Accessibility
- Plug-ins
- Adobe Reader ↗
- Windows Media Player ↗
- Archive



FORMS NEWS RESOURCES LAWS OUTREACH ABOUT US

- Benefit Home
- About You
- Benefit Request
- Eligibility Info**
 - Arrival Departure
 - Principal Alien**
 - Education Info
 - J1 J2 Visa
 - Immigrant Visa
 - Background Questions
- Beneficiary Info
- Supplementary Info
- Upload Evidence Info
- Preparer Info
- Application Review
- Submission and E Sign
- Payment

Application to Extend / Change Nonimmigrant Status

Eligibility Information
Principal Alien

* Indicates Required Field

Are you filing this benefit request for status based on a Principal Alien's nonimmigrant status?

▶ Add Additional Page Information

Back

Exit

Save

Next

TIPS

A Principal Alien is a person who applies for or has nonimmigrant status, and based on their application or nonimmigrant status you are seeking to derive nonimmigrant status.

For example, if you are the spouse or child of an individual who has or is seeking F-1 student status, you may request F-2 dependent status.

If you need assistance, contact USCIS Customer Service at 1-800-375-5283 between the hours of 8am to 8pm in each U.S. time zone. (1-800-767-1833 TDD for people who are deaf or hard of hearing.)

After 20 minutes of inactivity, you will be timed out of the system. If this occurs you must start again at the last saved section.

- InfoPass
- My Case Status
- Change of Address
- Visa Bulletin
- Passports
- E-Verify
- Careers at USCIS
- Site Map (Index)
- Contact Us

- Citizenship
- Green Card
- Family
- Working in the U.S.
- Humanitarian
- Adoption
- Military
- Visit the U.S.
- Genealogy

- U.S. Department of Homeland Security
- U.S. Customs & Border Protection
- U.S. Immigration & Customs Enforcement
- White House
- U.S. Department of State
- USA.gov

- Freedom of Information Act (FOIA)
- No FEAR Act
- Website Policies
- Privacy and Legal Disclaimers
- Accessibility
- Plug-ins
- Adobe Reader ↗
- Windows Media Player ↗
- Archive



FORMS NEWS RESOURCES LAWS OUTREACH ABOUT US

- Benefit Home
- About You
- Benefit Request
- Eligibility Info**
- Arrival Departure
- Principal Alien
- Education Info
- J1 J2 Visa
- Immigrant Visa
- Background Questions
- Beneficiary Info
- Supplementary Info
- Upload Evidence Info
- Preparer Info
- Application Review
- Submission and E Sign
- Payment

Application to Extend / Change Nonimmigrant Status

Eligibility Information

Education Information

* Indicates Required Field

Are you, or any other person included in this benefit request currently in, or, requesting a change to F, M, or J nonimmigrant status?

Are you a B-2 visitor applying to extend your stay, or are you applying to change your status to that of an F-1 or M-1 student?

[Add Additional Page Information](#)

TIPS

Changing your Status to an F-1 or M-1 Student

You must electronically submit documentation that demonstrates you or someone else has the ability to pay for your studies, and support you while you are in the United States.

- | | | | |
|-----------------------------------|-------------------------------------|--|---|
| InfoPass | Citizenship | U.S. Department of Homeland Security | Freedom of Information Act (FOIA) |
| My Case Status | Green Card | U.S. Customs & Border Protection | No FEAR Act |
| Change of Address | Family | U.S. Immigration & Customs Enforcement | Website Policies |
| Visa Bulletin | Working in the U.S. | White House | Privacy and Legal Disclaimers |
| Passports | Humanitarian | U.S. Department of State | Accessibility |
| E-Verify | Adoption | USA.gov | Plug-ins |
| Careers at USCIS | Military | | Adobe Reader ↗ |
| Site Map (Index) | Visit the U.S. | | Windows Media Player ↗ |
| Contact Us | Genealogy | | Archive |

FORMS NEWS RESOURCES LAWS OUTREACH ABOUT US

- Benefit Home
- About You
- Benefit Request
- Eligibility Info
- Arrival Departure
- Principal Alien
- Education Info
- J1 J2 Visa
- Immigrant Visa
- Background Questions
- Beneficiary Info
- Supplementary Info
- Upload Evidence Info
- Preparer Info
- Application Review
- Submission and E Sign
- Payment

Application to Extend / Change Nonimmigrant Status

Eligibility Information

Education Information

* Indicates Required Field

Are you, or any other person included in this benefit request currently in, or, requesting a change to F, M, or J nonimmigrant status? No

Are you a B-2 visitor applying to extend your stay, or are you applying to change your status to that of an F-1 or M-1 student? Yes

Person/People who will provide financial support:

Provide the following information concerning how you will support yourself financially in the United States in your requested status. Complete all that apply:

Last Name First Name
Enter applicant's name Enter applicant's name

Middle Name
Enter applicant's name

Amount of financial support to be provided per month:
\$5000.00
\$1,234.56

Relationship of person/people to the applicant in this case:
Self

Scholarship or grant from educational institution in the amount of:
\$1,234.56

Add Additional Page Information

Back Exit Save Next

TIPS

Changing your Status to an F-1 or M-1 Student:
You must electronically submit documentation that demonstrates you or someone else has the ability to pay for your studies, and support you while you are in the United States.



FORMS NEWS RESOURCES LAWS OUTREACH ABOUT US

- Benefit Home
- About You
- Benefit Request
- Eligibility Info**
 - Arrival Departure
 - Principal Alien
 - Education Info
 - J1 J2 Visa
 - Immigrant Visa
 - Background Questions
- Beneficiary Info
- Supplementary Info
- Upload Evidence Info
- Preparer Info
- Application Review
- Submission and E Sign
- Payment

Application to Extend / Change Nonimmigrant Status

Eligibility Information

J1/J2 Visa

* Indicates Required Field

Are you, or any other person included in this benefit request, in a current J1 or J2 nonimmigrant status?

▶ Add Additional Page Information

Back

Exit

Save

Next

TIPS

Some J-1 and J-2 exchange visitors are subject to the 2-year foreign residency requirement (Immigration and Nationality Act in Section 212(e)).

The J-1 and, in some cases, their J-2 dependents are required to return to their home country for 2 years at the end of the J-1 program.

In most cases, the "J" visa stamp issued by the U.S. Department of State will indicate whether or not you are subject to the 2 year foreign residency requirement.

- InfoPass
- My Case Status
- Change of Address
- Visa Bulletin
- Passports
- E-Verify
- Careers at USCIS
- Site Map (Index)
- Contact Us

- Citizenship
- Green Card
- Family
- Working in the U.S.
- Humanitarian
- Adoption
- Military
- Visit the U.S.
- Genealogy

- U.S. Department of Homeland Security
- U.S. Customs & Border Protection
- U.S. Immigration & Customs Enforcement
- White House
- U.S. Department of State
- USA.gov

- Freedom of Information Act (FOIA)
- No FEAR Act
- Website Policies
- Privacy and Legal Disclaimers
- Accessibility
- Plug-ins
- Adobe Reader ↗
- Windows Media Player ↗
- Archive



FORMS NEWS RESOURCES LAWS OUTREACH ABOUT US

- Benefit Home
- About You
- Benefit Request
- Eligibility Info**
 - Arrival Departure
 - Principal Alien
 - Education Info
 - J1 J2 Visa
 - Immigrant Visa**
- Background Questions
- Beneficiary Info
- Supplementary Info
- Upload Evidence Info
- Preparer Info
- Application Review
- Submission and E Sign
- Payment

Application to Extend / Change Nonimmigrant Status

Eligibility Information
Immigrant Visa

* Indicates Required Field

Are you, or any other person included in this benefit request, currently an applicant for an immigrant visa or adjustment of status?

To your knowledge, are you, or any other person included on this benefit request the beneficiary of any other nonimmigrant or immigrant application or petition?

Has Form I-485, Application to Register Permanent Residence or Adjust Status, ever been filed by you or by any other person included in this benefit request?

▶ Add Additional Page Information

TIPS

An immigrant visa allows you to travel to the United States and apply for admission as a lawful permanent resident (LPR).

To apply for an immigrant visa, a foreign citizen must be sponsored by a U.S. citizen relative(s), U.S. lawful permanent resident, or by a prospective employer, and be the beneficiary of an approved petition filed with the USCIS.

- InfoPass
- My Case Status
- Change of Address
- Visa Bulletin
- Passports
- E-Verify
- Careers at USCIS
- Site Map (Index)
- Contact Us

- Citizenship
- Green Card
- Family
- Working in the U.S.
- Humanitarian
- Adoption
- Military
- Visit the U.S.
- Genealogy

- U.S. Department of Homeland Security
- U.S. Customs & Border Protection
- U.S. Immigration & Customs Enforcement
- White House
- U.S. Department of State
- USA.gov

- Freedom of Information Act (FOIA)
- No FEAR Act
- Website Policies
- Privacy and Legal Disclaimers
- Accessibility
- Plug-ins
- Adobe Reader ↗
- Windows Media Player ↗
- Archive



FORMS NEWS RESOURCES LAWS OUTREACH ABOUT US

- Benefit Home
- About You
- Benefit Request
- Eligibility Info**
- Arrival Departure
- Principal Alien
- Education Info
- J1 J2 Visa
- Immigrant Visa
- Background Questions
- Beneficiary Info
- Supplementary Info
- Upload Evidence Info
- Preparer Info
- Application Review
- Submission and E Sign
- Payment

Application to Extend / Change Nonimmigrant Status



Eligibility Information

Background Questions

* Indicates Required Field

Have you, or any other person included in this benefit request, EVER been arrested, charged, cited, or detained by any law enforcement officer (including USCIS or former INS and military officers) for any reason?*

No [dropdown]

Have you, or any other person included in this benefit request, EVER been convicted of a crime or offense?*

No [dropdown]

Have you, or any other person included in this benefit request, EVER been in exclusion, deportation, or removal proceedings?*

No [dropdown]

Have you, or any other person included in this benefit request, EVER ordered, incited, called for, committed, assisted, helped with, or otherwise participated in any of the following:

Acts involving torture?*

No [dropdown]

Acts involving genocide?*

No [dropdown]

Killing any person/people?*

No [dropdown]

Intentionally and severely injuring any person/people?*

No [dropdown]

Engaged in any kind of sexual contact or relationship with any person/people who were being forced or threatened?*

No [dropdown]

Limited or denied any person's ability to exercise their religious beliefs?*

No [dropdown]

Have you, or any other person included in this benefit request, EVER:

Served in, been a member of, assisted in, or participated in any military unit, paramilitary unit, police unit, self-defense unit, vigilante unit, rebel group, guerilla group, militia, or insurgent organization?*

No [dropdown]

Worked in any prison, jail, prison camp, detention facility, labor camp, or any other situation that involved detaining persons?*

No [dropdown]

Been a member of, assisted in, or participated in any group, unit, or organization of any kind in which you or other persons used any type of weapon against any person or threatened to do so?*

No [dropdown]

Assisted or participated in selling or providing weapons to any person who to your knowledge used them against another person, or in transporting weapons to any person who to your knowledge used them against another person?*

No [dropdown]

TIPS

This series of questions is related to your admissibility to the United States or other eligibility for this benefit request.

If you answer "Yes" to any question in this section, you will be required to provide an explanation and all relevant information about the incident or situation in question.

If you need assistance, contact USCIS Customer Service at 1-800-375-5283 between the hours of 8am to 8pm in each U.S. time zone. (1-800-767-1833 TDD for people who are deaf or hard of hearing.)

After 20 minutes of inactivity, you will be timed out of the system. If this occurs you must start again at the last saved section.



Acts involving genocide?*

No

Killing any person/people?*

No

Intentionally and severely injuring any person/people?*

No

Engaged in any kind of sexual contact or relationship with any person/people who were being forced or threatened?*

No

Limited or denied any person's ability to exercise their religious beliefs?*

No

After 20 minutes of inactivity, you will be timed out of the system. If this occurs you must start again at the last saved section.

Have you, or any other person included in this benefit request, EVER:

Served in, been a member of, assisted in, or participated in any military unit, paramilitary unit, police unit, self-defense unit, vigilante unit, rebel group, guerilla group, militia, or insurgent organization?*

No

Worked in any prison, jail, prison camp, detention facility, labor camp, or any other situation that involved detaining persons?*

No

Been a member of, assisted in, or participated in any group, unit, or organization of any kind in which you or other persons used any type of weapon against any person or threatened to do so?*

No

Assisted or participated in selling or providing weapons to any person who to your knowledge used them against another person, or in transporting weapons to any person who to your knowledge used them against another person?*

No

Received any type of military, paramilitary, or weapons training?*

No

Have you or any person included in this benefit request been employed in the United States since your or his or her last entry into the United States or the day of his or her last grant of an extension or change of status?*

No

Have you, or any other person included in this benefit request remained in the United States past your or his or her authorized period of stay?*

No

► Add Additional Page Information

Back

Exit

Save

Next

[InfoPass](#)

[My Case Status](#)

[Change of Address](#)

[Visa Bulletin](#)

[Passports](#)

[E-Verify](#)

[Careers at USCIS](#)

[Site Map \(Index\)](#)

[Contact Us](#)

[Citizenship](#)

[Green Card](#)

[Family](#)

[Working in the U.S.](#)

[Humanitarian](#)

[Adoption](#)

[Military](#)

[Visit the U.S.](#)

[Genealogy](#)

[U.S. Department of Homeland Security](#)

[U.S. Customs & Border Protection](#)

[U.S. Immigration & Customs Enforcement](#)

[White House](#)

[U.S. Department of State](#)

[USA.gov](#)

[Freedom of Information Act \(FOIA\)](#)

[No FEAR Act](#)

[Website Policies](#)

[Privacy and Legal Disclaimers](#)

[Accessibility](#)

[Plug-ins](#)

[Adobe Reader ↗](#)

[Windows Media Player ↗](#)

[Archive](#)



FORMS NEWS RESOURCES LAWS OUTREACH ABOUT US

- Benefit Home
- About You
- Benefit Request
- Eligibility Info
- Beneficiary Info
- Supplementary Info
- Employment History
- Education History
- Residence History
- Upload Evidence Info
- Preparer Info
- Application Review
- Submission and E Sign
- Payment

Application to Extend / Change Nonimmigrant Status

Supplemental Biographic Information
Employment History

* Indicates Required Field

Employer Name	Start Date	End Date	Action
---------------	------------	----------	--------

Employment History

Add Employment Record

Employer Name: Date Employment Began: Date Employment Ended:
mm/dd/yyyy mm/dd/yyyy

Occupation:

Employer Address

Street #: Street Name:

Country: City/Town:

State: ZIP Code:

Province: Postal Code:

Add

Add Additional Page Information

Back

Exit

Save

Next

TIPS

Please provide information about all your previous and current employers for the last five years starting with the most recent employer first.

After 20 minutes of inactivity, you will be timed out of the system. If this occurs you must start again at the last saved section.

To avoid processing delays USCIS encourages you to answer all questions. Some fields become required based on your previous answers.

The date field allows entries with or without the leading zeroes when entering the day/month. For example, February 1, YYYY can be entered as 2/1/YYYY or 02/01/YYYY.

- Benefit Home
- About You
- Benefit Request
- Eligibility Info
- Beneficiary Info
- Supplementary Info**
- Employment History
- Education History
- Residence History
- Upload Evidence Info
- Preparer Info
- Application Review
- Submission and E Sign
- Payment



Supplemental Biographic Information

Education History

* Indicates Required Field

Education History

Educational Institution	Start Date	End Date	Action
-------------------------	------------	----------	--------

Add New Education Record

Educational Institution Name:

Degree Received:

Major Field of Study:

Date of Attendance From:

mm/dd/yyyy



Date of Attendance To:

mm/dd/yyyy



Educational Institution Location

Country:

City/Town:

State:

ZIP Code:

Province:

Postal Code:

► Add Additional Page Information



- Benefit Home
- About You
- Benefit Request
- Eligibility Info
- Beneficiary Info
- Supplementary Info**
 - Employment History
 - Education History
 - Residence History
- Upload Evidence Info
- Preparer Info
- Application Review
- Submission and E Sign
- Payment

Application to Extend / Change Nonimmigrant Status



Supplemental Biographic Information

Residence History

* Indicates Required Field

Residence History

Address	Start Date	End Date	Action
---------	------------	----------	--------

Add Prior Address

Prior Address

Street #: Street Name: Apt./Suite #:

Country: City/Town:

State: ZIP Code:

Province: Postal Code:

On or about what date did you begin residing at the listed address:

On or about what date did you stop residing at the listed address:

Add

▶ Add Additional Page Information

Back

Exit

Save

Next

TIPS

Please provide information about all your current and previous residences for the last five years starting with the most recent residence first.

In each field enter the date you began and the date you stopped living at each address using the month-day-year format (mm/dd/yyyy).

Click "Add" when you have finished.



FORMS

NEWS

RESOURCES

LAWS

OUTREACH

ABOUT US

Benefit Home

About You

Benefit Request

Eligibility Info

Beneficiary Info

Supplementary Info

Upload Evidence Info

Evidence Instructions

Evidence Needed

Manage Evidence

Review Evidence File

Added Files

Preparer Info

Application Review

Submission and E Sign

Payment

Application to Extend / Change Non-immigrant Status



Upload Evidence

Upload Information

* Indicates Required Field

Acceptable File Standards: In order to process your Application to Extend/Change Nonimmigrant Status case, please add the requested evidence in the following file types (examples: .bmp, .doc, .jpg, .pdf, .tif) which cannot exceed 6 megabytes (MB) per file. List of All Acceptable File Standards

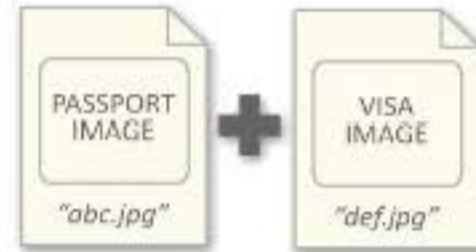
Scanned Images: If you are scanning your documents, please set the scan resolution to 300 DPI.

Responses & Comments: All evidence responses and comments must be provided in English.

Acceptable

Not Acceptable

Save each document type in a separate file.

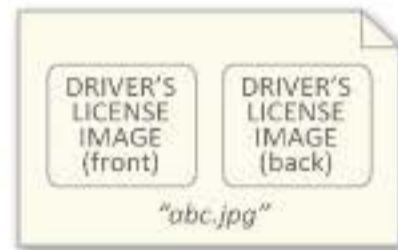


Do NOT save documents for multiple individuals to the same file.



OR

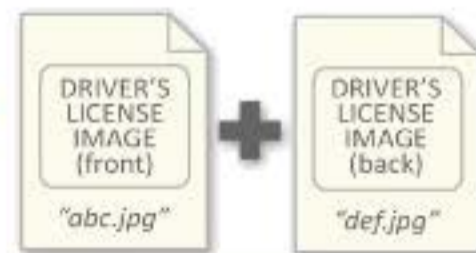
If possible, keep pages to the same document type in one file.



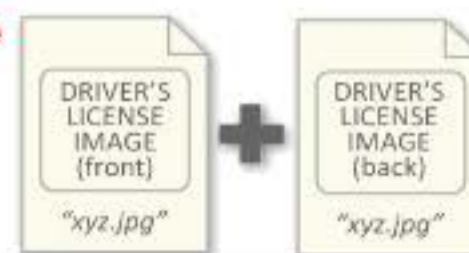
Do NOT save multiple document types to the same file.



Documents separated into multiple files should use unique file names.



Do NOT use duplicate file names.



Back

Exit

Save

Next



FORMS

NEWS

RESOURCES

LAWS

OUTREACH

ABOUT US

Benefit Home

About You

Benefit Request

Eligibility Info

Beneficiary Info

Supplementary Info

Upload Evidence Info

● Evidence Instructions

● Evidence Needed

Manage Evidence

Review Evidence File

Added Files

Preparer Info

Application Review

Submission and E Sign

Payment

Application to Extend / Change Nonimmigrant Status



Upload Evidence

Evidence Needed

* Indicates Required Field

The following is the list of evidence needed by USCIS in order to process your Application to Extend/Change Nonimmigrant Status case.

Please review and click "Next" when you are ready to begin providing evidence online.

All responses and comments must be provided in *English*.

+ Expand All / - Collapse All

Evidence Request For FirstName LastName - Primary Applicant

▼ Correspondence

You must provide at least **ONE** type of evidence for **Correspondence** support.

Respond With	Description
Medical information/Doctor Letter	A letter from a treating physician(s) that must state the following: 1) Date of Initial Consultation; 2) Diagnosis of the medical condition; 3) Whether the condition is considered acute or chronic; 4) Treatment prescribed and duration of treatment required; 5) If the physician is familiar with the availability of treatment in your home country, the physician should give an opinion on the quality and availability of the treatment.
Reason for Visit	A statement explaining in detail, each of the following: 1) The reason for the request; and 2) Why the extended stay will be temporary.

▼ Financial

You must provide at least **ONE** type of evidence for **Financial** support.

Respond With	Description
Affidavit of Support (I134)	A copy of an Affidavit of Support (I-134) demonstrating sponsorship by another individual.
Any Other Financial Evidence	Any other evidence that demonstrates you have sufficient funds to sustain yourself while in the United States.
Bank Statements	A copy of bank statements in the applicant's name.
Credit Card Statements	A copy of credit card statements in the applicant's name demonstrating sufficient funds for the duration of the visit to the United States.
Financial Transactions	A record of the exchange of goods or services for payment that provide evidence of sufficient funds.

▼ Identity

You must provide at least **ONE** type of evidence for **Identity** support.

Respond With	Description
Any Other Identity Evidence	Any other evidence that supports the identity information on the application.

Affidavit of Support (I134)	A copy of an Affidavit of Support (I-134) demonstrating sponsorship by another individual.
Any Other Financial Evidence	Any other evidence that demonstrates you have sufficient funds to sustain yourself while in the United States.
Bank Statements	A copy of bank statements in the applicant's name.
Credit Card Statements	A copy of credit card statements in the applicant's name demonstrating sufficient funds for the duration of the visit to the United States.
Financial Transactions	A record of the exchange of goods or services for payment that provide evidence of sufficient funds.

▼ Identity

You must provide at least **ONE** type of evidence for **Identity** support.

Respond With	Description
Any Other Identity Evidence	Any other evidence that supports the identity information on the application.
Drivers License/State ID	A copy of a U.S. driver's license issued by a government authority.
Passport Foreign	A legible copy of a foreign passport. Include only copies of pages showing the passport number, date of issue and expiration, photo, name, surname (family name), date, and place of birth. Uploading documentation of any blank pages in the passport is not required.
Passport US	A legible copy of a United States passport. Include only copies of pages showing the passport number, date of issue and expiration, photo, name, surname (family name), date and place of birth. Uploading documentation of any blank pages in the passport is not required.
Statement of Unavailable Identity Evidence	A statement as to why none of the requested identity evidence is available for submission.

▼ Immigration Status

You must provide at least **ONE** type of evidence for **Immigration Status** support.

Respond With	Description
Arrival/Departure Record	An I-94/I-94W/I-95 Arrival-Departure Record, demonstrating arrival-departure information and current nonimmigrant status.
Passport Stamp	A copy of an entry stamp on a passport that demonstrates: 1) Arrival-departure information; 2) Current nonimmigrant status; and/or 3) The familial relationship between multiple benefit seekers.

[Back](#)
[Exit](#)
[Save](#)
[Next](#)

- | | | | |
|-----------------------------------|-------------------------------------|--|---|
| InfoPass | Citizenship | U.S. Department of Homeland Security | Freedom of Information Act (FOIA) |
| My Case Status | Green Card | U.S. Customs & Border Protection | No FEAR Act |
| Change of Address | Family | U.S. Immigration & Customs Enforcement | Website Policies |
| Visa Bulletin | Working in the U.S. | White House | Privacy and Legal Disclaimers |
| Passports | Humanitarian | U.S. Department of State | Accessibility |
| E-Verify | Adoption | USA.gov | Plug-ins |
| Careers at USCIS | Military | | Adobe Reader ↗ |
| Site Map (Index) | Visit the U.S. | | Windows Media Player ↗ |
| Contact Us | Genealogy | | Archive |



FORMS

NEWS

RESOURCES

LAWS

OUTREACH

ABOUT US

Benefit Home

About You

Benefit Request

Eligibility Info

Beneficiary Info

Supplementary Info

Upload Evidence Info

Evidence Instructions

Evidence Needed

Manage Evidence

Review Evidence File

Added Files

Preparer Info

Application Review

Submission and E Sign

Payment

Application to Extend / Change Nonimmigrant Status



Evidence

Manage Evidence

* Indicates Required Field

You must provide the needed evidence by adding a document or providing an explanation of no evidence. Incomplete information and/or unavailable evidence requires an explanation.

Correspondence (FirstName LastName - Primary Applicant)

Add Document

Please provide evidence or explanation of no evidence.

Provide Comments

Enter Comments:

I want to do more sight seeing.

Financial (FirstName LastName - Primary Applicant)

Add Document

Please provide evidence or explanation of no evidence.

Provide Comments

Enter Comments:

I do not have copies of my bank statements.

Identity (FirstName LastName - Primary Applicant)

Add Document

Financial (FirstName LastName - Primary Applicant)

Add Document

Please provide evidence or explanation of no evidence.

▼ Provide Comments

Enter Comments:

I do not have copies of my bank statements.

Identity (FirstName LastName - Primary Applicant)

Add Document

Please provide evidence or explanation of no evidence.

▶ Provide Comments

Any Other Identity Evidence

Drivers License/State ID

Passport Foreign

Passport IIS

Immigration Status (FirstName LastName - Primary Applicant)

Add Document

Please provide evidence or explanation of no evidence.

▶ Provide Comments

If you do not wish to upload evidence at this time, you can [Skip Upload](#)

Back

Exit

Save

Next

[InfoPass](#)

[My Case Status](#)

[Change of Address](#)

[Visa Bulletin](#)

[Passports](#)

[E-Verify](#)

[Careers at USCIS](#)

[Site Map \(Index\)](#)

[Contact Us](#)

[Citizenship](#)

[Green Card](#)

[Family](#)

[Working in the U.S.](#)

[Humanitarian](#)

[Adoption](#)

[Military](#)

[Visit the U.S.](#)

[Genealogy](#)

[U.S. Department of Homeland Security](#)

[U.S. Customs & Border Protection](#)

[U.S. Immigration & Customs Enforcement](#)

[White House](#)

[U.S. Department of State](#)

[USA.gov](#)

[Freedom of Information Act \(FOIA\)](#)

[No FEAR Act](#)

[Website Policies](#)

[Privacy and Legal Disclaimers](#)

[Accessibility](#)

[Plug-ins](#)

[Adobe Reader ↗](#)

[Windows Media Player ↗](#)

[Archive](#)



- Benefit Home
- About You
- Benefit Request
- Eligibility Info
- Beneficiary Info
- Supplementary Info
- Upload Evidence Info**
- Evidence Instructions
- Evidence Needed
- Manage Evidence
- Review Evidence File
- Added Files
- Preparer Info
- Application Review
- Submission and E Sign
- Payment

Application to Extend / Change Nonimmigrant Status ?

Evidence
Select and Add File

* Indicates Required Field

You have selected to provide evidence documentation for:
 Evidence Needed: Identity (FirstName LastName - Primary Applicant)
 Document Type: Passport Foreign

You can add up to 5 separate files at a time as evidence for Immigration Status.

+ Expand All / - Collapse All

▼ Upload File #1

1. What file are you adding?

Click "Browse" to select the appropriate file on your computer

File Name:

Max File size limit 6.0 MB

[List of All Acceptable File Standards](#)

Examples:

▶ Upload File #2

▶ Upload File #3

▶ Upload File #4

▶ Upload File #5



- Benefit Home
- About You
- Benefit Request
- Eligibility Info
- Beneficiary Info
- Supplementary Info
- Upload Evidence Info**
- Evidence Instructions
- Evidence Needed
- Manage Evidence
- Review Evidence File
- Added Files
- Preparer Info
- Application Review
- Submission and E Sign
- Payment

Application to Extend / Change Non-immigrant Status

Evidence
Added Files

* Indicates Required Field

Your Added Files

NOTE: The files displayed on this list have *NOT* been uploaded and submitted to USCIS. You must finalize your response and submit your files as evidence to USCIS.

FILE NAME	EVIDENCE NEEDED	DOCUMENT TYPE	VIEW FILE	ACTION
Evidence.pdf	Identity (FirstName LastName - Primary Applicant)	Passport Foreign		

[Back](#)
[Exit](#)
[Save](#)
[Next](#)

- | | | | |
|---|---|--|---|
| <ul style="list-style-type: none"> InfoPass My Case Status Change of Address Visa Bulletin Passports E-Verify Careers at USCIS Site Map (Index) Contact Us | <ul style="list-style-type: none"> Citizenship Green Card Family Working in the U.S. Humanitarian Adoption Military Visit the U.S. Genealogy | <ul style="list-style-type: none"> U.S. Department of Homeland Security U.S. Customs & Border Protection U.S. Immigration & Customs Enforcement White House U.S. Department of State USA.gov | <ul style="list-style-type: none"> Freedom of Information Act (FOIA) No FEAR Act Website Policies Privacy and Legal Disclaimers Accessibility Plug-ins Adobe Reader ↗ Windows Media Player ↗ Archive |
|---|---|--|---|

- Benefit Home
- About You
- Benefit Request
- Eligibility Info
- Beneficiary Info
- Supplementary Info
- Upload Evidence Info**
- Evidence Instructions
- Evidence Needed
- Manage Evidence
- Review Evidence File
- Added Files
- Preparer Info
- Application Review
- Submission and E Sign
- Payment



Evidence

Manage Evidence

* Indicates Required Field

You must provide the needed evidence by adding a document or providing an explanation of no evidence. Incomplete information and/or unavailable evidence requires an explanation.

Correspondence (FirstName LastName - Primary Applicant)

Add Document

Please provide evidence or explanation of no evidence.

▶ Provide Comments

Financial (FirstName LastName - Primary Applicant)

Add Document

Please provide evidence or explanation of no evidence.

▶ Provide Comments

Identity (FirstName LastName - Primary Applicant)

Add Document

Document Type	File Name	Action
Passport Foreign	Evidence.pdf	X

▶ Provide Comments

Immigration Status (FirstName LastName - Primary Applicant)

Add Document

Arrival/Departure Record

Passport Stamp

Please provide evidence or explanation of no evidence.

▶ Provide Comments

If you do not wish to upload evidence at this time, you can [Skip Upload](#)



- Benefit Home
- About You
- Benefit Request
- Eligibility Info
- Beneficiary Info
- Supplementary Info
- Upload Evidence Info**
- Evidence Instructions
- Evidence Needed
- Manage Evidence
- Review Evidence File
- Added Files
- Preparer Info
- Application Review
- Submission and E Sign
- Payment

Application to Extend / Change Nonimmigrant Status ?

Evidence
 Select and Add File

* Indicates Required Field

You have selected to provide evidence documentation for:
 Evidence Needed: Immigration Status (FirstName LastName - Primary Applicant)
 Document Type: Passport Stamp

You can add up to 5 separate files at a time as evidence for Immigration Status.

+ Expand All / - Collapse All

▼ Upload File #1

1. What file are you adding?

Click "Browse" to select the appropriate file on your computer

File Name:

Max File size limit 6.0 MB

[List of All Acceptable File Standards](#)

Examples:

▶ Upload File #2

▶ Upload File #3

▶ Upload File #4

▶ Upload File #5

- InfoPass
- My Case Status
- Change of Address
- Visa Bulletin
- Passports
- E-Verify
- Careers at USCIS
- Site Map (Index)
- Contact Us

- Citizenship
- Green Card
- Family
- Working in the U.S.
- Humanitarian
- Adoption
- Military
- Visit the U.S.
- Genealogy

- U.S. Department of Homeland Security
- U.S. Customs & Border Protection
- U.S. Immigration & Customs Enforcement
- White House
- U.S. Department of State
- USA.gov

- Freedom of Information Act (FOIA)
- No FEAR Act
- Website Policies
- Privacy and Legal Disclaimers
- Accessibility
- Plug-ins
- Adobe Reader ↗
- Windows Media Player ↗
- Archive



FORMS NEWS RESOURCES LAWS OUTREACH ABOUT US

- Benefit Home
- About You
- Benefit Request
- Eligibility Info
- Beneficiary Info
- Supplementary Info
- Upload Evidence Info**
- Evidence Instructions
- Evidence Needed
- Manage Evidence
- Review Evidence File
- Added Files
- Preparer Info
- Application Review
- Submission and E Sign
- Payment

Application to Extend / Change Non-immigrant Status

Evidence
Added Files

* Indicates Required Field

Your Added Files

NOTE: The files displayed on this list have *NOT* been uploaded and submitted to USCIS. You must finalize your response and submit your files as evidence to USCIS.

FILE NAME	EVIDENCE NEEDED	DOCUMENT TYPE	VIEW FILE	ACTION
Evidence.pdf	Identity (FirstName LastName - Primary Applicant)	Passport Foreign		
Evidence.pdf	Immigration Status (FirstName LastName - Primary Applicant)	Passport Stamp		

[Back](#) [Exit](#) [Save](#) [Next](#)

- | | | | |
|-----------------------------------|-------------------------------------|--|---|
| InfoPass | Citizenship | U.S. Department of Homeland Security | Freedom of Information Act (FOIA) |
| My Case Status | Green Card | U.S. Customs & Border Protection | No FEAR Act |
| Change of Address | Family | U.S. Immigration & Customs Enforcement | Website Policies |
| Visa Bulletin | Working in the U.S. | White House | Privacy and Legal Disclaimers |
| Passports | Humanitarian | U.S. Department of State | Accessibility |
| E-Verify | Adoption | USA.gov | Plug-ins |
| Careers at USCIS | Military | | Adobe Reader ↗ |
| Site Map (Index) | Visit the U.S. | | Windows Media Player ↗ |
| Contact Us | Genealogy | | Archive |



- Benefit Home
- About You
- Benefit Request
- Eligibility Info
- Beneficiary Info
- Supplementary Info
- Upload Evidence Info**
- Evidence Instructions
- Evidence Needed
- **Manage Evidence**
- Review Evidence File
- Added Files
- Preparer Info
- Application Review
- Submission and E Sign
- Payment

Application to Extend / Change Nonimmigrant Status ?



Evidence

Manage Evidence

* Indicates Required Field

You must provide the needed evidence by adding a document or providing an explanation of no evidence. Incomplete information and/or unavailable evidence requires an explanation.

Correspondence (FirstName LastName - Primary Applicant)

Add Document

Please provide evidence or explanation of no evidence.

▶ Provide Comments

Financial (FirstName LastName - Primary Applicant)

Add Document

Please provide evidence or explanation of no evidence.

▶ Provide Comments

Identity (FirstName LastName - Primary Applicant)

Add Document

Document Type	File Name	Action
Passport Foreign	Evidence.pdf	✘

▶ Provide Comments

Immigration Status (FirstName LastName - Primary Applicant)

Add Document

Document Type	File Name	Action
---------------	-----------	--------

Financial (FirstName LastName - Primary Applicant)

Add Document

Please provide evidence or explanation of no evidence.

▶ Provide Comments

Identity (FirstName LastName - Primary Applicant)

Add Document

Document Type	File Name	Action
Passport Foreign	Evidence.pdf	X

▶ Provide Comments

Immigration Status (FirstName LastName - Primary Applicant)

Add Document

Document Type	File Name	Action
Passport Stamp	Evidence.pdf	X

▶ Provide Comments

If you do not wish to upload evidence at this time, you can [Skip Upload](#)

Back

Exit

Save

Next



FORMS NEWS RESOURCES LAWS OUTREACH ABOUT US

- Benefit Home
- About You
- Benefit Request
- Eligibility Info
- Beneficiary Info
- Supplementary Info
- Upload Evidence Info**
- Evidence Instructions
- Evidence Needed
- Manage Evidence
- Review Evidence File
- Added Files
- Preparer Info
- Application Review
- Submission and E Sign
- Payment

Application to Extend / Change Nonimmigrant Status

Evidence

Review Evidence

* Indicates Required Field

Your Evidence Documentation

Please review the evidence provided below. If you wish to make any changes please return to Manage Evidence to update or add any evidence documentation.

FILE NAME	EVIDENCE NEEDED	DOCUMENT TYPE	VIEW FILE
Evidence.pdf	Identity (FirstName LastName - Primary Applicant)	Passport Foreign	
Evidence.pdf	Immigration Status (FirstName LastName - Primary Applicant)	Passport Stamp	

[Back](#) [Exit](#) [Save](#) [Next](#)

- InfoPass
- My Case Status
- Change of Address
- Visa Bulletin
- Passports
- E-Verify
- Careers at USCIS
- Site Map (Index)
- Contact Us

- Citizenship
- Green Card
- Family
- Working in the U.S.
- Humanitarian
- Adoption
- Military
- Visit the U.S.
- Genealogy

- U.S. Department of Homeland Security
- U.S. Customs & Border Protection
- U.S. Immigration & Customs Enforcement
- White House
- U.S. Department of State
- USA.gov

- Freedom of Information Act (FOIA)
- No FEAR Act
- Website Policies
- Privacy and Legal Disclaimers
- Accessibility
- Plug-ins
- Adobe Reader ↗
- Windows Media Player ↗
- Archive



U.S. Citizenship and Immigration Services

ELIS Help (Accessible PDF) | ELIS Help | Log Out



FORMS NEWS RESOURCES LAWS OUTREACH ABOUT US

- Benefit Home
- About You
- Benefit Request
- Eligibility Info
- Beneficiary Info
- Supplementary Info
- Upload Evidence Info
- Preparer Info**
 - Preparer
 - About Preparer
- Address and Attestation
- Application Review
- Submission and E Sign
- Payment

Application to Extend / Change Nonimmigrant Status

Preparer * Indicates Required Field

The questions on this benefit request were:

Read by me, or to me, in the English language.

Translated to me in the language below.

Translated to me in this language:

If translated, the translation was performed by -- Select --

USCIS requires the disclosure of any person other than the applicant or petitioner who prepared or assisted in preparing this benefit request. If the person that helped you complete this benefit request only helped you by providing or helping you use a computer or electrical equipment to complete this benefit request, you do not need to provide that person's information or complete this section.

Did you prepare this benefit request yourself? Yes

▶ Add Additional Page Information

Back Exit Save Next

TIPS

The preparer is a U.S. State bar licensed attorney in good standing or BIA-accredited representative who will be representing the applicant or petitioner with the USCIS.

Assistance with Online Benefit Request - If you are applying for this benefit request and you have received help in completing this application online from a person who is not (1) a U.S. licensed attorney representing you before USCIS, (2) a qualified representative approved by the Board of Immigration Appeals or USCIS, (3) a legal guardian, or (4) a parent completing this request on behalf of a child who is under the age of 14 years, the person who assisted you MUST complete this section.

If you need assistance, contact USCIS Customer Service at 1-800-375-5283 between the hours of 8am to 8pm in each U.S. time zone. (1-800-767-1833 TDD for people who are deaf or hard of hearing.)

USCIS will be capturing your Internet Protocol (IP) address and browser information with your submission.



FORMS NEWS RESOURCES LAWS OUTREACH ABOUT US

- Benefit Home
- About You
- Benefit Request
- Eligibility Info
- Beneficiary Info
- Supplementary Info
- Upload Evidence Info
- Preparer Info
- Application Review
- Submission and E Sign
- Payment

Application to Extend / Change Nonimmigrant Status



Benefit Request Review

* Indicates Required Field

Please review the associated fees with your benefit request.

If you need to modify any part of your application, use the navigation tabs on the left to go to that section.

Primary Applicant	Fee
Application to Extend/Change Non-Immigrant Status	\$290
Total Cost for Primary Applicant	\$290
<hr/>	
Total Cost of Benefit Application:	\$290

Back

Exit

Save

Next

TIPS

You can remove a co-applicant from the benefit request at this time prior to submission. All related information will be removed from the benefit request as well.

Please note, if you wish to add the co-applicant you will be required to go back and complete the co-applicant's information again.

After 20 minutes of inactivity, you will be timed out of the system. If this occurs you must start again at the last saved section.

If you need assistance, contact USCIS Customer Service at 1-800-375-5283 between the hours of 8am to 8pm in each U.S. time zone. (1-800-767-1833 TDD for people who are deaf or hard of hearing.)

- InfoPass
- My Case Status
- Change of Address
- Visa Bulletin
- Passports
- E-Verify
- Careers at USCIS
- Site Map (Index)
- Contact Us

- Citizenship
- Green Card
- Family
- Working in the U.S.
- Humanitarian
- Adoption
- Military
- Visit the U.S.
- Genealogy

- U.S. Department of Homeland Security
- U.S. Customs & Border Protection
- U.S. Immigration & Customs Enforcement
- White House
- U.S. Department of State
- USA.gov

- Freedom of Information Act (FOIA)
- No FEAR Act
- Website Policies
- Privacy and Legal Disclaimers
- Accessibility
- Plug-ins
- Adobe Reader ↗
- Windows Media Player ↗
- Archive



- Benefit Home
- About You
- Benefit Request
- Eligibility Info
- Beneficiary Info
- Supplementary Info
- Upload Evidence Info
- Preparer Info
- Application Review
- Submission and E Sign
- Payment

Application to Extend / Change Nonimmigrant Status



Submission & E-Sign

Review Benefit Data

* Indicates Required Field

The file you have opened complies with the PDF/A standard and has been opened read-only to prevent modification.

TIPS

Note: In the event the PDF document does not display, please hit the F5 key to refresh the screen.

Electronic Filing Only



USCIS Electronic Application to Extend / Change Nonimmigrant Status

Department of Homeland Security
U.S. Citizenship and Immigration Services (USCIS)

Page 1 of 16

This document is a printable version of your electronically submitted information as of Wednesday Oct 10 2012 3:54:14 PM EDT
All time stamps shown on this snapshot should be considered as representing the same time zone that appears in the stamp shown here

Part 1. Information About You

Account Information

- Do you have a USCIS Account Identifier?
 Yes No
- Do you have an Alien Registration Number (A Number)?
 Yes No A----

Name(s)

- Last Name (Family Name)
- First Name (Given Name)
- Middle Name
- No First Name
- No Middle Name
- Have you ever used any other names other than the name entered above?
 Yes No

Addresses

Physical Address

- Street Number
- Street Name or P.O. Box
- Apartment / Suite Number
- City or Town
- State
- ZIP Code
- Province
- Postal Code
- Country

Back

Exit

Save

E-Sign



FORMS

NEWS

RESOURCES

LAWS

OUTREACH

ABOUT US

Application to Extend / Change Nonimmigrant Status



Submission & E-Sign

E-Sign

* Indicates Required Field

E-Signature Attestation

Benefit Seeker - I understand that submitting this benefit request and information does not in itself grant me any immigration status or any benefit. By my signature, I certify, swear or affirm, under penalty of perjury under the laws of the United States of America, that all information and evidence submitted to establish and maintain this account and to seek this benefit is true and correct. I authorize the release of any information from my records that the U.S. Citizenship and Immigration Services (USCIS) or another U.S. Federal agency should need at any time to determine eligibility for any immigration benefit, document, or service sought, including the Social Security Administration, Internal Revenue Service, Department of Justice, Department of State, Department of Labor, and any vital statistics bureau, licensing entity, or state benefit agency. By my signature, I acknowledge that I understand under section 262 of the Immigration and Nationality Act (INA), if I am an alien who has been or will be in the United States for more than 30 days, I am required to register with USCIS. I understand and acknowledge that, under section 265 of the INA, I am required to provide USCIS with my current physical address and written notice of any change of physical address within 10 days of the change. I understand that USCIS will use the most recent physical address that I provide for all future

* I have read and agree to the above E-Signature Attestation and the Privacy Act Statement and I have reviewed and responded to all the questions on this benefit request.

SIGNATURE:

Full Name: *

Enter Your Full Name

Enter your full legal name as it appears in your official government-issued identity document.

USCIS ELIS Password:*

.....

Enter your USCIS ELIS Online Account password.

NOTE:

Your typed written full legal name and corresponding USCIS ELIS password submitted electronically as part of this document signifies you as the identified signatory.

Back

Exit

Next

- InfoPass
- My Case Status
- Change of Address
- Visa Bulletin
- Passports
- E-Verify
- Careers at USCIS
- Site Map (Index)
- Contact Us

- Citizenship
- Green Card
- Family
- Working in the U.S.
- Humanitarian
- Adoption
- Military
- Visit the U.S.
- Genealogy

- U.S. Department of Homeland Security
- U.S. Customs & Border Protection
- U.S. Immigration & Customs Enforcement
- White House
- U.S. Department of State
- USA.gov

- Freedom of Information Act (FOIA)
- No FEAR Act
- Website Policies
- Privacy and Legal Disclaimers
- Accessibility
- Plug-ins
- Adobe Reader↗
- Windows Media Player↗
- Archive



FORMS NEWS RESOURCES LAWS OUTREACH ABOUT US

- Benefit Home
- About You
- Benefit Request
- Eligibility Info
- Beneficiary Info
- Supplementary Info
- Upload Evidence Info
- Preparer Info
- Application Review
- Submission and E Sign
- Payment

Application to Extend / Change Nonimmigrant Status ?

Submission & E-Sign

Review Benefit Data

* Indicates Required Field

- Please be patient while the E-Sign process completes...

TIPS

Note: In the event the PDF document does not display, please hit the F5 key to refresh the screen.

- | | | | |
|-------------------|---------------------|--|-----------------------------------|
| InfoPass | Citizenship | U.S. Department of Homeland Security | Freedom of Information Act (FOIA) |
| My Case Status | Green Card | U.S. Customs & Border Protection | No FEAR Act |
| Change of Address | Family | U.S. Immigration & Customs Enforcement | Website Policies |
| Visa Bulletin | Working in the U.S. | White House | Privacy and Legal Disclaimers |
| Passports | Humanitarian | U.S. Department of State | Accessibility |
| E-Verify | Adoption | USA.gov | Plug-ins |
| Careers at USCIS | Military | | Adobe Reader ↗ |
| Site Map (Index) | Visit the U.S. | | Windows Media Player ↗ |
| Contact Us | Genealogy | | Archive |



U.S. Citizenship and Immigration Services

ELIS Help (Accessible PDF) | ELIS Help | Log Out



FORMS NEWS RESOURCES LAWS OUTREACH ABOUT US

- Benefit Home
- About You
- Benefit Request
- Eligibility Info
- Beneficiary Info
- Supplementary Info
- Upload Evidence Info
- Preparer Info
- Application Review
- Submission and E Sign
- Payment**

Application to Extend / Change Nonimmigrant Status

Payment * Indicates Required Field

Case E-Signed Successfully.

You can now submit payment at this time. USCIS will not process your case until payment is received in full. Electronic payments are processed by Pay.gov, a secure United States government website.

Item Description	Fee
Application to Extend/Change Non-Immigrant Status	\$290
Total Cost:	\$290

[Back](#) [Exit](#) [Save](#) [Next](#)

TIPS

Windows Internet Explorer



Do you really want to EXIT the Benefit Request Application process?

OK

Cancel



FORMS

NEWS

RESOURCES

LAWS

OUTREACH

ABOUT US

Application to Extend / Change Nonimmigrant Status



Efile Exit

* Indicates Required Field

You have successfully exited out of the Benefit Request Application



You can track the progress of your benefit applications or continue the request process from the View My Cases.

Go To My Case Status

[InfoPass](#)
[My Case Status](#)
[Change of Address](#)
[Visa Bulletin](#)
[Passports](#)
[E-Verify](#)
[Careers at USCIS](#)
[Site Map \(Index\)](#)
[Contact Us](#)

[Citizenship](#)
[Green Card](#)
[Family](#)
[Working in the U.S.](#)
[Humanitarian](#)
[Adoption](#)
[Military](#)
[Visit the U.S.](#)
[Genealogy](#)

[U.S. Department of Homeland Security](#)
[U.S. Customs & Border Protection](#)
[U.S. Immigration & Customs Enforcement](#)
[White House](#)
[U.S. Department of State](#)
[USA.gov](#)

[Freedom of Information Act \(FOIA\)](#)
[No FEAR Act](#)
[Website Policies](#)
[Privacy and Legal Disclaimers](#)
[Accessibility](#)
[Plug-ins](#)
[Adobe Reader ↗](#)
[Windows Media Player ↗](#)
[Archive](#)

File

Message

From: csr@uscis.dhs.gov
To: Chung, Joseph W (CTR)
Cc:
Subject: Cancellation of Online Access

Sent: Fri 11/9/2012 5:01 AM

According to our records, you initiated a request for online access with U.S. Citizenship and Immigration Services (USCIS) on 10/09/2012. However, a benefit request must be started within 30 calendar days from the date you initially request online access, and a benefit request must be completed within 30 calendar days from the date it was started. Unfortunately, the time to complete and submit your benefit request in ELIS has expired.

Therefore, the account that was created on 10/09/2012 has been deleted.

If you would like to create a new account for online access to USCIS ELIS, please use this link and follow the instructions for creating a new account:

<https://public.trn-cist.devtecc.uscis.dhs.gov/cislogin/login>

If you have any questions, please contact customer service at (800) 375-5283 or (800) 767-1833 (TTY) or e-mail us at AccountHelp@uscis.gov. for assistance.

PLEASE DO NOT REPLY TO THIS MESSAGE.

joseph.w.chung@uscis.dhs.gov

20121009153952Z