

# Screen shots Web Diary 10-9-12

<https://respond.census.gov/ced>

## Homepage

The screenshot shows a Windows Internet Explorer browser window displaying the login page for the Consumer Expenditure Diary Survey. The browser title is "Login - Windows Internet Explorer provided by Bureau of Labor Statistics" and the address bar shows "https://respond.census.gov/ced". The page features the United States Census Bureau logo and the title "CONSUMER EXPENDITURE DIARY SURVEY".

**United States Census Bureau**  
**CONSUMER EXPENDITURE DIARY SURVEY**

**Login**

- Login by entering the appropriate information and click the "Login" button
- Username and Password are case sensitive

Username:  [Forgot username?](#)  
Password:  [Forgot password?](#)

**Please note: sessions will expire (requiring you to log back in) after 15 minutes of inactivity. No data will be lost.**

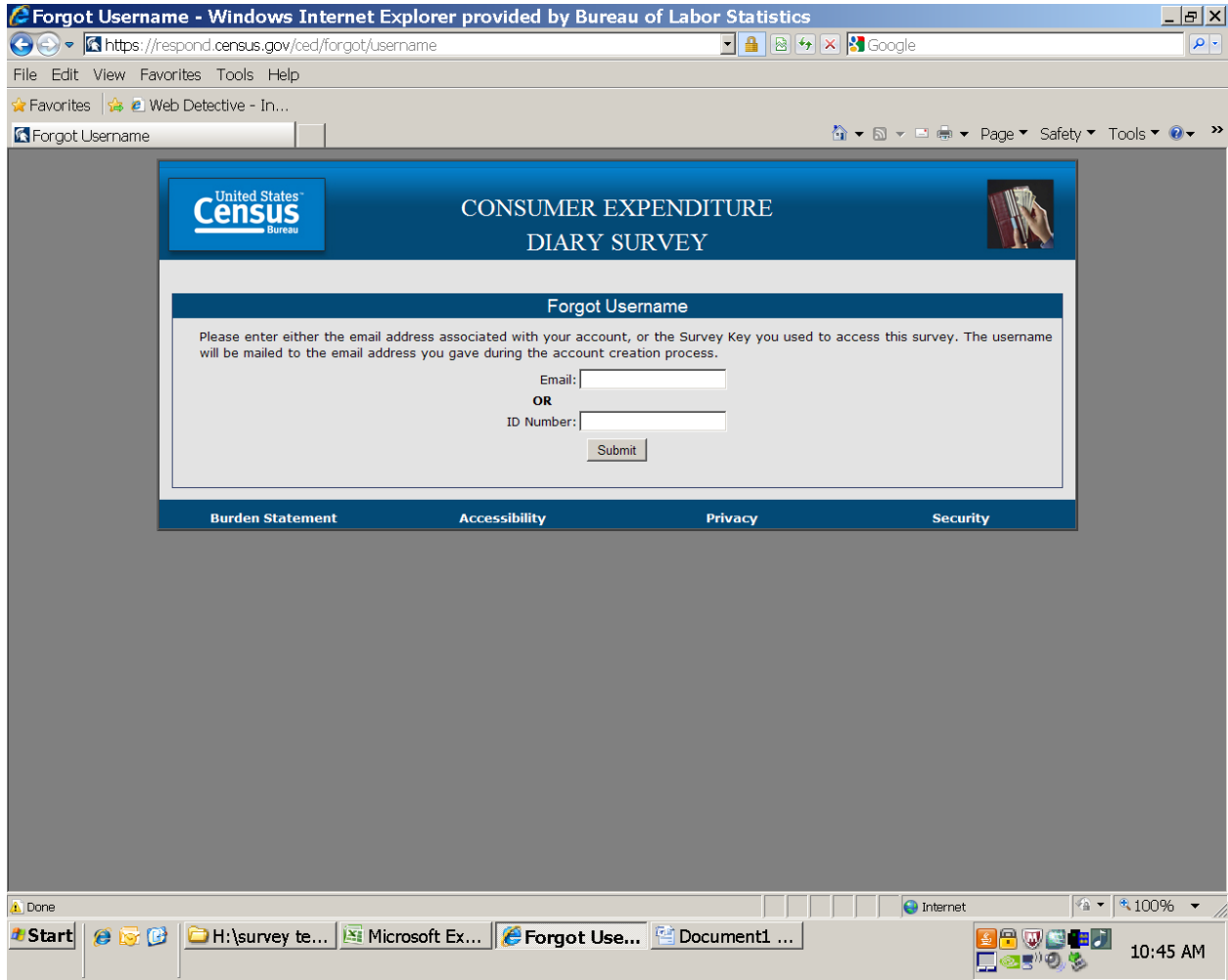
**\*\* WARNING \*\***  
You have accessed a UNITED STATES GOVERNMENT computer. Use of this computer without authorization or for purposes for which authorization has not been extended is a violation of Federal law and can be punished with fines or imprisonment (PUBLIC LAW 99-474). System usage may be monitored, recorded, and subject to audit. Use of this system indicates consent to monitoring and recording.

OMB No.: 1220-0050  
Approval Expires: 4/30/2014

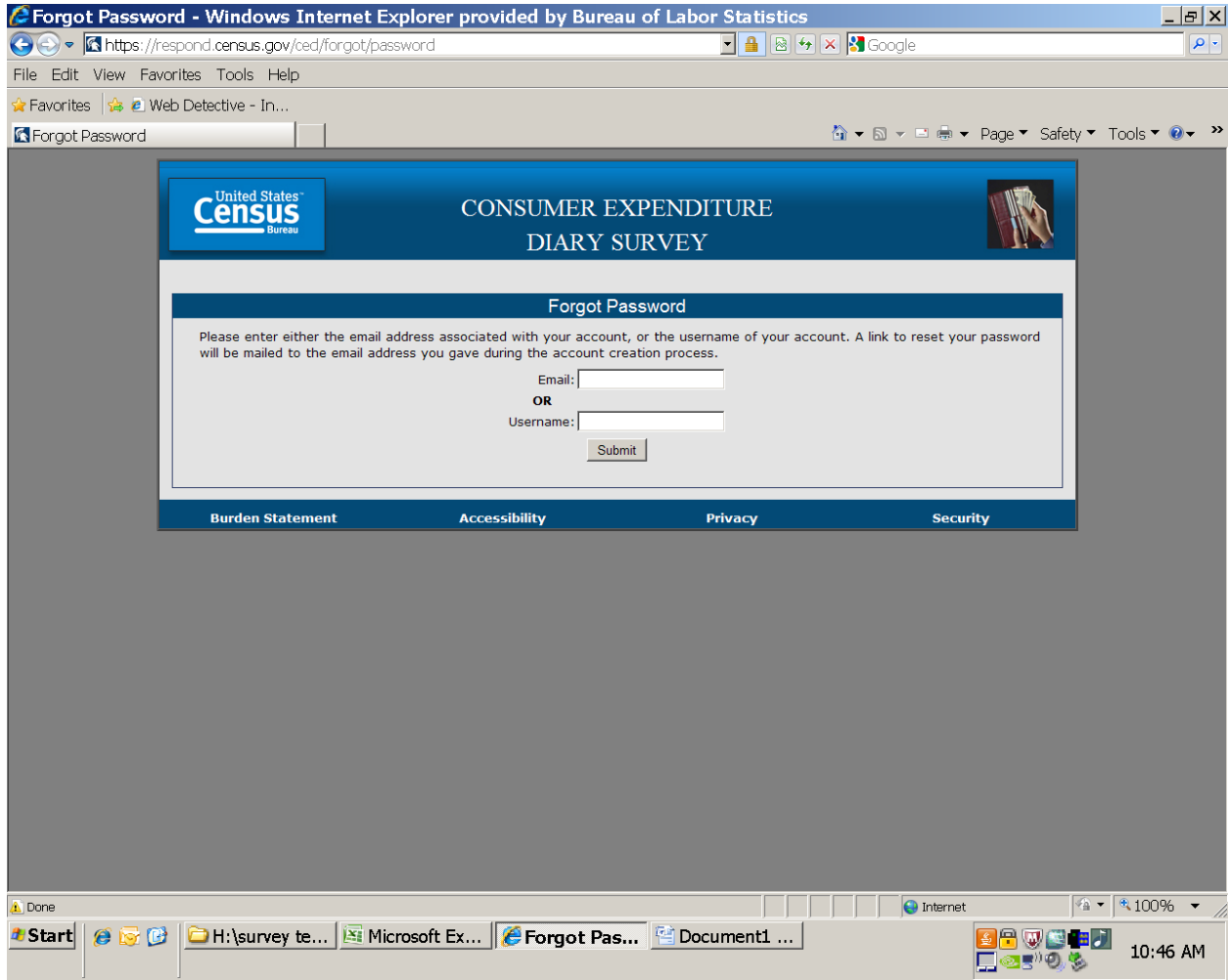
[Burden Statement](#)   [Accessibility](#)   [Privacy](#)   [Security](#)

The Windows taskbar at the bottom shows the Start button, several open applications (including "H:\survey te...", "Microsoft Ex...", and "Login - Wi..."), and the system tray with the time "10:44 AM".

# Forgot username



# Forgot password



# Roster page

The screenshot shows a web browser window with the URL <https://respond.census.gov/ced/roster>. The page header includes the United States Census Bureau logo and the title "CONSUMER EXPENDITURE DIARY SURVEY". Navigation links for "About the Survey", "Help", and "User Guide" are present, along with a "Logout" button.

The main content area is titled "Household Roster and Start Date" and contains two sections:

**1. Please enter the names of the people in your household that are listed on the back of your instruction card.**  
*You will record the purchases and expenses made by ALL of these people.*

1.	<input type="text"/>	7.	<input type="text"/>
2.	<input type="text"/>	8.	<input type="text"/>
3.	<input type="text"/>	9.	<input type="text"/>
4.	<input type="text"/>	10.	<input type="text"/>
5.	<input type="text"/>	11.	<input type="text"/>
6.	<input type="text"/>	12.	<input type="text"/>

**2. Select the start date you are scheduled to begin entering expenses into your Diary.**

Month  Day  Year

Please note: Any changes to the roster after you leave this page will not be saved.

Footer links include "Burden Statement", "Accessibility", "Privacy", and "Security".

The Windows taskbar at the bottom shows the Start button, several open applications (including Internet Explorer), and the system clock displaying 10:46 AM.

Error message when enter wrong start date

The screenshot shows a web browser window displaying the US Census Bureau's Consumer Expenditure Diary Survey. The page title is "CONSUMER EXPENDITURE DIARY SURVEY". The navigation menu includes "About the Survey", "Help", "User Guide", and "Logout". A red error message states: "Please verify the responses marked below." Below this, the section "Household Roster and Start Date" contains two instructions. Instruction 1 asks for names of household members, with a table of 12 input fields. The first two fields contain "Kathy" and "Gary". Instruction 2 asks for the start date, with a dropdown menu showing "10", "5", and "2012". A red error message below the date selection states: "In order to proceed, the start date needs to be adjusted." The "Next" button is disabled. The footer includes "Burden Statement", "Accessibility", "Privacy", and "Security". The Windows taskbar at the bottom shows the Start button, several open applications, and the system clock at 10:47 AM.

United States Census Bureau

## CONSUMER EXPENDITURE DIARY SURVEY

About the Survey Help User Guide Logout

Please verify the responses marked below.

### Household Roster and Start Date

1. Please enter the names of the people in your household that are listed on the back of your instruction card.  
*You will record the purchases and expenses made by ALL of these people.*

1.	<input type="text" value="Kathy"/>	7.	<input type="text"/>
2.	<input type="text" value="Gary"/>	8.	<input type="text"/>
3.	<input type="text"/>	9.	<input type="text"/>
4.	<input type="text"/>	10.	<input type="text"/>
5.	<input type="text"/>	11.	<input type="text"/>
6.	<input type="text"/>	12.	<input type="text"/>

In order to proceed, the start date needs to be adjusted.

2. Select the start date you are scheduled to begin entering expenses into your Diary.

10 5 2012

Next Please note: Any changes to the roster after you leave this page will not be saved.

Burden Statement Accessibility Privacy Security

Example of date drop-down - gets populated off the start date entered

https://respond.census.gov/ced/fda - Windows Internet Explorer provided by Bureau of Labor Statistics

https://respond.census.gov/ced/fda

File Edit View Favorites Tools Help

https://respond.census.gov/ced/fda

**Census Bureau**

**DIARY SURVEY**

About the Survey Help User Guide

Submit Logout

Please report expenses for these people in your household:  
Kathy, Gary

Food and Drink Away from Home Food and Drink for Home Consumption Clothing, Shoes, Jewelry, and Acc. All Other Products/Services

Meal Type	Description	Where Purchased	Total Cost with tax and tip	Alcohol Included? (Check all that apply)			Total Alcohol Cost	Date Purchased	Clear
				Wine	Beer	Other			
Select One		Select One		<input type="checkbox"/>	<input type="checkbox"/>	<input type="checkbox"/>		Select One	X
Select One		Select One		<input type="checkbox"/>	<input type="checkbox"/>	<input type="checkbox"/>		10-13-2012	X
Select One		Select One		<input type="checkbox"/>	<input type="checkbox"/>	<input type="checkbox"/>		10-14-2012	X
Select One		Select One		<input type="checkbox"/>	<input type="checkbox"/>	<input type="checkbox"/>		10-15-2012	X
Select One		Select One		<input type="checkbox"/>	<input type="checkbox"/>	<input type="checkbox"/>		10-16-2012	X
Select One		Select One		<input type="checkbox"/>	<input type="checkbox"/>	<input type="checkbox"/>		10-17-2012	X
Select One		Select One		<input type="checkbox"/>	<input type="checkbox"/>	<input type="checkbox"/>		10-18-2012	X
Select One		Select One		<input type="checkbox"/>	<input type="checkbox"/>	<input type="checkbox"/>		10-19-2012	X
Select One		Select One		<input type="checkbox"/>	<input type="checkbox"/>	<input type="checkbox"/>		10-20-2012	X
Select One		Select One		<input type="checkbox"/>	<input type="checkbox"/>	<input type="checkbox"/>		10-21-2012	X
Select One		Select One		<input type="checkbox"/>	<input type="checkbox"/>	<input type="checkbox"/>		10-22-2012	X
Select One		Select One		<input type="checkbox"/>	<input type="checkbox"/>	<input type="checkbox"/>		10-23-2012	X
Select One		Select One		<input type="checkbox"/>	<input type="checkbox"/>	<input type="checkbox"/>		10-24-2012	X
Select One		Select One		<input type="checkbox"/>	<input type="checkbox"/>	<input type="checkbox"/>		10-25-2012	X
Select One		Select One		<input type="checkbox"/>	<input type="checkbox"/>	<input type="checkbox"/>		10-26-2012	X
Select One		Select One		<input type="checkbox"/>	<input type="checkbox"/>	<input type="checkbox"/>		Select One	X

Add Rows Save

Burden Statement Accessibility Privacy Security

Done

Start H:\survey te... Microsoft Ex... https://res... Screen shots...

Internet 100%

10:48 AM

Confirmation message when hit 'clear' X

The screenshot shows a web browser window displaying the 'CONSUMER EXPENDITURE DIARY SURVEY' interface. The browser's address bar shows the URL 'https://respond.census.gov/ced/fda'. The page header includes the 'United States Census Bureau' logo and navigation links for 'About the Survey', 'Help', and 'User Guide'. A 'Submit' button is visible in the top right corner.

The main content area prompts the user to 'Please report expenses for these people in your household: Kathy, Gary'. Below this, there is a table for recording expenses. A modal dialog box titled 'Message from webpage' is overlaid on the table, displaying the message: 'All data on this row will be lost. Are you sure you want to continue?'. The dialog has 'OK' and 'Cancel' buttons.

Meal Type	Description	Category	Amount	Frequency	Date Purchased	Action
Lunch	egg salad	Fast Food, Take-out, C	4.39	<input type="checkbox"/>	10-13-2012	X
Breakfast	muffin	Vending Machines or M	2.00	<input type="checkbox"/>	10-13-2012	X
Snack/Other	cheese	Fast Food, Take-out, C	1.85	<input type="checkbox"/>	10-13-2012	X
Select One		Select One		<input type="checkbox"/>	Select One	X
Select One		Select One		<input type="checkbox"/>	Select One	X
Select One		Select One		<input type="checkbox"/>	Select One	X
Select One		Select One		<input type="checkbox"/>	Select One	X
Select One		Select One		<input type="checkbox"/>	Select One	X
Select One		Select One		<input type="checkbox"/>	Select One	X
Select One		Select One		<input type="checkbox"/>	Select One	X

At the bottom of the table, there are 'Add Rows' and 'Save' buttons. The browser's status bar at the bottom shows 'Done, but with errors on page.' and the system tray displays the time as 10:49 AM.

2<sup>nd</sup> tab

https://respond.census.gov/ced/fdh - Windows Internet Explorer provided by Bureau of Labor Statistics

https://respond.census.gov/ced/fdh

File Edit View Favorites Tools Help

https://respond.census.gov/ced/fdh

About the Survey Help User Guide

Submit  
Logout

Please report expenses for these people in your household:  
Kathy, Gary

Food and Drink Away from Home **Food and Drink for Home Consumption** Clothing, Shoes, Jewelry, and Acc. All Other Products/Services

What did you buy or pay for?	Is this item?	Total Cost without tax	Check here if purchased for someone not in household	Date Purchased	Clear
veggie burger	Frozen	4.39	<input type="checkbox"/>	10-13-2012	X
spinach	Fresh	5.00	<input type="checkbox"/>	10-13-2012	X
orange juice	Bottled/Canned	2.50	<input type="checkbox"/>	10-13-2012	X
	Select One		<input type="checkbox"/>	Select One	X
	Select One		<input type="checkbox"/>	Select One	X
	Select One		<input type="checkbox"/>	Select One	X
	Select One		<input type="checkbox"/>	Select One	X
	Select One		<input type="checkbox"/>	Select One	X
	Select One		<input type="checkbox"/>	Select One	X
	Select One		<input type="checkbox"/>	Select One	X
	Select One		<input type="checkbox"/>	Select One	X

Add Rows Save

Burden Statement Accessibility Privacy Security

Error on page.

Start H:\survey te... Microsoft Ex... https://res... Screen shots... 10:52 AM



3<sup>rd</sup> tab

https://respond.census.gov/ced/cs.j - Windows Internet Explorer provided by Bureau of Labor Statistics

https://respond.census.gov/ced/cs.j

File Edit View Favorites Tools Help

Favorite Web Detective - In...

https://respond.census.gov/ced/cs.j

About the Survey Help User Guide

Submit  
Logout

Please report expenses for these people in your household:  
Kathy, Gary

Food and Drink Away from Home Food and Drink for Home Consumption **Clothing, Shoes, Jewelry, and Acc.** All Other Products/Services

All Other Products/Services

<a href="#">What did you buy or pay for?</a>	Total Cost without tax	Was the item for...	Age	<a href="#">Check here if purchased for someone not in household</a>	Date Purchased	Clear
hiking boots	50.00	Female	16 & Over	<input type="checkbox"/>	10-14-2012	X
t-shirt	12.00	Female	16 & Over	<input type="checkbox"/>	10-14-2012	X
socks	10.00	Male	16 & Over	<input type="checkbox"/>	10-14-2012	X
		Select One	Select One	<input type="checkbox"/>	Select One	X
		Select One	Select One	<input type="checkbox"/>	Select One	X
		Select One	Select One	<input type="checkbox"/>	Select One	X
		Select One	Select One	<input type="checkbox"/>	Select One	X
		Select One	Select One	<input type="checkbox"/>	Select One	X
		Select One	Select One	<input type="checkbox"/>	Select One	X
		Select One	Select One	<input type="checkbox"/>	Select One	X

Add Rows Save

Burden Statement Accessibility Privacy Security

https://respond.census.gov/ced/cs.j

Start H:\survey te... Microsoft Ex... https://res... Screen shots...

Internet 100%

10:53 AM

4<sup>th</sup> tab

https://respond.census.gov/ced/other - Windows Internet Explorer provided by Bureau of Labor Statistics

https://respond.census.gov/ced/other

File Edit View Favorites Tools Help

https://respond.census.gov/ced/other

About the Survey Help User Guide

Submit  
Logout

Please report expenses for these people in your household:  
Kathy, Gary

Food and Drink Away from Home Food and Drink for Home Consumption Clothing, Shoes, Jewelry, and Acc. All Other Products/Services

<a href="#">What did you buy or pay for?</a>	<a href="#">Total Cost without tax</a>	<a href="#">Check here if purchased for someone not in household</a>	<a href="#">Date Purchased</a>	<a href="#">Clear</a>
laundry detergent	10.00	<input type="checkbox"/>	10-13-2012	X
cat food	8.39	<input type="checkbox"/>	10-13-2012	X
dog treats	10.00	<input type="checkbox"/>	10-13-2012	X
		<input type="checkbox"/>	Select One	X
		<input type="checkbox"/>	Select One	X
		<input type="checkbox"/>	Select One	X
		<input type="checkbox"/>	Select One	X
		<input type="checkbox"/>	Select One	X
		<input type="checkbox"/>	Select One	X
		<input type="checkbox"/>	Select One	X
		<input type="checkbox"/>	Select One	X

Add Rows Save

Burden Statement Accessibility Privacy Security

Done Internet 100%

Start H:\survey te... Microsoft Ex... https://res... Screen shots... 10:54 AM

“about the survey” link

**About the Survey - Windows Internet Explorer provided by Bureau of Labor Statistics**

https://respond.census.gov/ced/about

File Edit View Favorites Tools Help

Favorites Web Detective - In...

About the Survey Page Safety Tools

**United States Census Bureau**

## CONSUMER EXPENDITURE DIARY SURVEY

Close About the Survey

**What is the Consumer Expenditure Survey?**

The Consumer Expenditure Survey collects information from the Nation's households and families on their buying habits (expenditures), income, and household characteristics. The strength of the survey is that it allows data users to relate the expenditures and income of consumers to the characteristics of those consumers. The survey consists of two components, a quarterly Interview Survey and a weekly Diary Survey, each with its own questionnaire and sample.

In the Diary Survey, respondents are asked to keep track of all their purchases made each day for two consecutive 1-week periods. For more information on the CE Surveys, visit the CE website at [www.bls.gov/cex](http://www.bls.gov/cex).

**How are data from the Consumer Expenditure Survey used?**

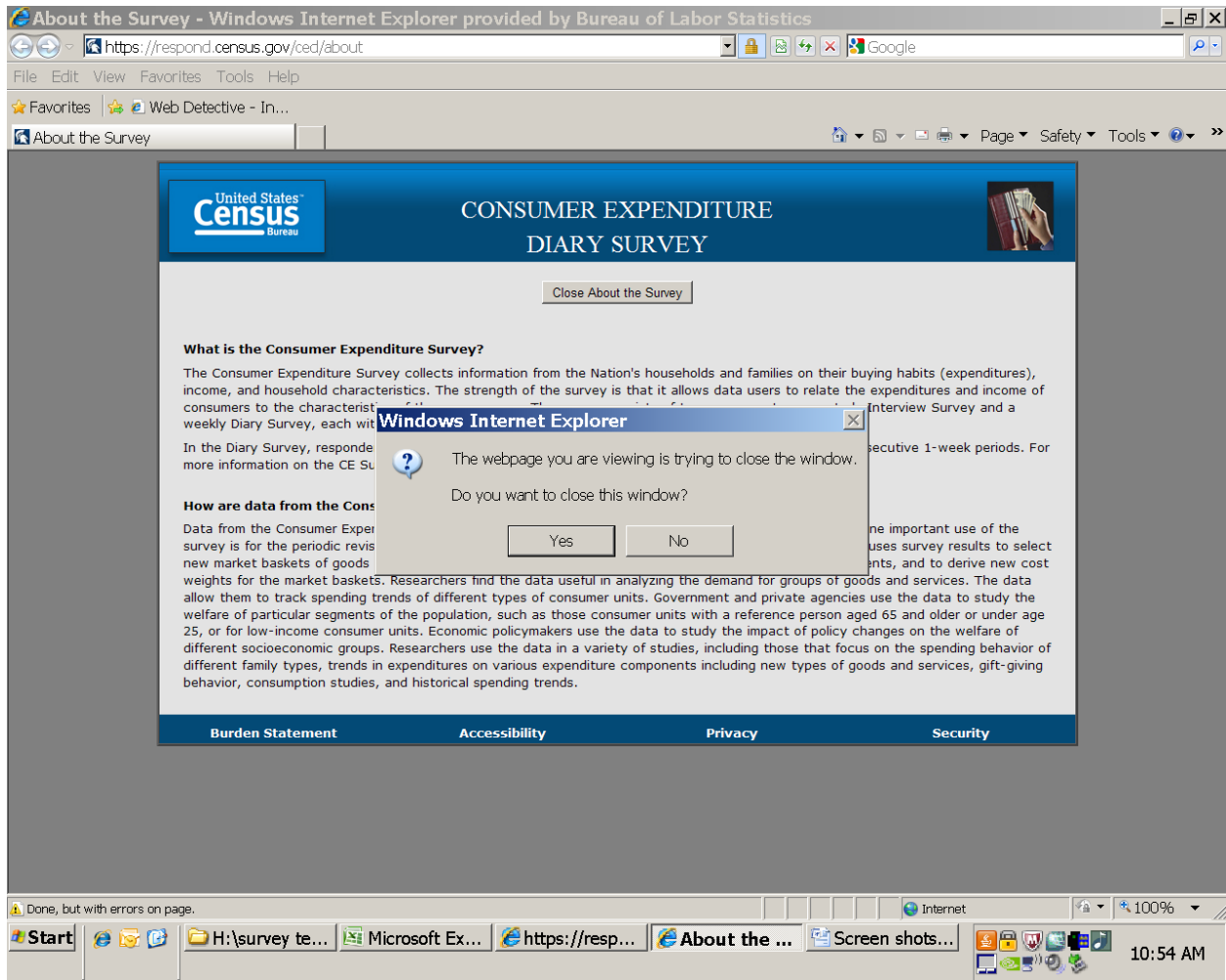
Data from the Consumer Expenditure Survey are used in a number of different ways by a variety of users. One important use of the survey is for the periodic revision of the Bureau of Labor Statistics Consumer Price Index (CPI). The Bureau uses survey results to select new market baskets of goods and services for the CPI, to determine the relative importance of CPI components, and to derive new cost weights for the market baskets. Researchers find the data useful in analyzing the demand for groups of goods and services. The data allow them to track spending trends of different types of consumer units. Government and private agencies use the data to study the welfare of particular segments of the population, such as those consumer units with a reference person aged 65 and older or under age 25, or for low-income consumer units. Economic policymakers use the data to study the impact of policy changes on the welfare of different socioeconomic groups. Researchers use the data in a variety of studies, including those that focus on the spending behavior of different family types, trends in expenditures on various expenditure components including new types of goods and services, gift-giving behavior, consumption studies, and historical spending trends.

Burden Statement Accessibility Privacy Security

Done Internet 100%

Start H:\survey te... Microsoft Ex... https://resp... About the ... Screen shots... 10:54 AM

## Confirmation message when close pop-up screen



“help” screen

The screenshot shows a Windows Internet Explorer browser window titled "CED Help - Windows Internet Explorer provided by Bureau of Labor Statistics". The address bar shows the URL "https://respond.census.gov/ced/instructions". The page content includes the United States Census Bureau logo, the title "CONSUMER EXPENDITURE DIARY SURVEY", and a "Close Help" button. Below this is a "Table of Contents" with links to "General Instructions", "How to Complete Your Diary", "Web Diary Examples", and "Frequently Asked Questions". The "General Instructions" section provides detailed guidance on how to complete the diary, including instructions on recording expenses, payment methods, and items to include or exclude. The "DO NOT RECORD" section lists specific types of expenses that should not be recorded.

**United States Census Bureau**

## CONSUMER EXPENDITURE DIARY SURVEY

[Close Help](#)

### Table of Contents

- [General Instructions](#)
- [How to Complete Your Diary](#)
- [Web Diary Examples](#)
- [Frequently Asked Questions](#)

### General Instructions

Complete this diary for an entire two-week period, enter EVERYTHING you and the people on your list spend money on each day - the products you buy, the services you use, the household expenses you have during the week - no matter how large or small they are. We recommend that you record your expenses each day. Think about where you went and what you've done.

Talk to the people on your list everyday to find out how they spent their money.

Include payments by:

Cash	Credit/Debit Card	Automatic Withdrawal/Payroll Deduction
Check	Money Order	Store Charge Card
Food Stamps	WIC Voucher	Grocery Certificate

Keep receipts and other records so that you will remember to record what you bought or paid for.

Some record types include:

Receipts	Bank Statements	Catalog/Internet Order Invoices
Utility Bills	Telephone Bills	Credit Card Statements
Pay Stubs		

Include items that you bought for people who are not on your list, such as gifts.

**DO NOT RECORD:**

- Expenses of people on your list while they were away from home overnight.
- Business or farm operating expenses

“help” continued

**CED Help - Windows Internet Explorer provided by Bureau of Labor Statistics**

https://respond.census.gov/ced/instructions

File Edit View Favorites Tools Help

Section 3. Clothing, Shoes, Jewelry, and Accessories  
Section 4. All Other Products, Services, and Expenses

## How to Complete Your Diary

Enter each item in the appropriate section for each day.

**These are the 4 sections of the diary:**

- 1. Food and Drinks Away from Home**
  - Select one of the four choices that best describes the type of meal and describe briefly.
  - Select one of the four choices that best describes where you made the purchase.
  - Enter the total cost with tax and tip.
  - If alcohol was part of the purchase, check whether it was wine, beer, and/or other alcohol and enter the total cost of the alcohol.
- 2. Food and Drinks for Home Consumption**
  - Describe the item by typing in the item description.
  - Select whether the item was fresh, frozen, bottled/canned, or other.
  - Enter the cost without tax and deduct any discounts or coupons.
  - Check the last column if the item was purchased for someone not on your list (e.g. gifts).
- 3. Clothing, Shoes, Jewelry, and Accessories**
  - Describe the item and enter the cost without tax.
  - Select the appropriate sex and age range of the person for whom the item was bought.
  - Check the last column if the item was purchased for someone not on your list (e.g. gifts).
- 4. All Other Products, Services, and Expenses**
  - Describe the item and enter the total cost without tax.
  - Check the last column if the item was purchased for someone not on your list (e.g. gifts).

## Web Diary Examples

- 1. Food and Drinks Away from Home**
  - Fast Food, Take-out, Delivery, Concession
  - Full Service Places (you pay AFTER you eat/drink)
  - Vending Machines or Mobile Vendors (include vending machines, carts, & trucks that move from place to place)
  - Employer and School Cafeterias (includes elementary school pre-payments)

Done

Start | H:\survey te... | Microsoft Ex... | https://resp... | CED Help -... | Screen shots... | 10:55 AM

“help” continued

**CED Help - Windows Internet Explorer provided by Bureau of Labor Statistics**

https://respond.census.gov/ced/instructions

File Edit View Favorites Tools Help

★ Favorites Web Detective - In... CED Help

Page Safety Tools

### Frequently Asked Questions

- 1. How detailed should my descriptions be?**  
Examples for how to record expenses can be found here in the Web Diary instructions. You may go to the top of this webpage and click on the link for Web Diary Examples, or use your mouse to scroll up directly to the Web Diary Examples.
- 2. How should I record multiple quantities?**  
If the items are identical, you can combine them on the same line and enter the total cost of all the items.
- 3. How should I record pre-payments such as a subway fare card?**  
Record the expense when you pay for it, not when you use it.
- 4. How should I record credit card purchases?**  
Record the individual expense on the day that you use your credit card to pay for something, not on the day you pay your entire credit card bill.
- 5. Should I record automatic deductions taken from my paycheck or bank account?**  
Yes, record automatic deductions (such as health insurance premiums taken out of your account or paycheck) only if they are deducted that week. Include them in the section called All Other Products, Services, and Expenses (Section 4).
- 6. Should I record typical monthly bills?**  
Yes, record typical monthly bills only if you pay them during the week(s) that you have the diary. Include them in the section called All Other Products, Services, and Expenses (Section 4).
- 7. What should I do when I use coupons, discount cards, or loyalty cards?**  
Subtract the discount from the original price and include the amount that you paid.
- 8. Can I just give you receipts instead of entering the information in the Web Diary?**  
No, we need you to actually enter the information in the diary in order for us to capture your information. However, we encourage you to save your receipts to review them at the end of the week and record any missed items if necessary.
- 9. How should I record items if I don't know whether it includes tax?**  
Record the amount paid.
- 10. What if I make a contribution or charitable donation?**  
Record money contributions or donations in the section called All Other Products, Services, and Expenses (Section 4).
- 11. What about gift certificates or gift cards?**  
If you buy a gift certificate to give to someone, write down the cost of it under the appropriate section (e.g. a certificate to a clothing store would go under Clothing, Shoes, Jewelry, and Accessories (Section 3) and a certificate to a department store would go under All Other Products, Services, and Expenses (Section 4)). If you buy something using a gift card, enter the full amount for your purchase ignoring the gift card.
- 12. What do I do about returns & exchanges?**  
If an item is bought and returned during the diary week, it can be deleted or cleared from the expense row. If it was bought outside the week and returned during the week, do not make an entry. If an item is exchanged during the week, simply change the entry. If the new cost is different, delete the old cost and enter the new cost.
- 13. Should I record subsidized/reimbursed expenses?**  
Yes, but if someone not on your list pays for or helps pay for an expense or if you will be reimbursed for an expense, only record any

Done Internet 100%

Start H:\survey te... Microsoft Ex... https://resp... CED Help -... Screen shots... 10:55 AM

“user guide” screen

The screenshot shows a Windows Internet Explorer browser window. The address bar displays the URL: [https://respond.census.gov/static/ced/pdfs/user\\_guide.pdf](https://respond.census.gov/static/ced/pdfs/user_guide.pdf). The browser's menu bar includes File, Edit, Go To, Favorites, and Help. The Favorites bar shows "Web Detective - In...". The main content area displays a PDF document titled "Consumer Expenditure Diary Survey - User Guide".

**Consumer Expenditure Diary Survey - User Guide**

**Thank you** for agreeing to participate in the Consumer Expenditure Survey (CE). We understand that this task takes time; however, your information is very important to us and will be used for many purposes that affect all Americans. Among the most important, it is used to help calculate the Consumer Price Index, or CPI, which is a basic measure of the rate of inflation. For more information about the survey, visit: <http://www.bls.gov/ce> and <http://www.census.gov>.

By law (Title 13, U.S. Code), we must keep your information confidential; we use it for statistical purposes only. If you have comments regarding this survey, please send them to: Division of Consumer Expenditure Surveys, 2 Massachusetts Avenue N.E., Room 3985, Washington, DC 20212.

The CE Web Diary can be accessed at: <http://respond.census.gov/ced/>

The PDF content includes a screenshot of the survey's login page. The login page has a blue header with the "Census" logo and the text "CONSUMER EXPENDITURE DIARY SURVEY". Below the header is a "Login" section with the following instructions:

- Login by entering the appropriate information and click the "login" button
- Username and Password are case sensitive

The login form contains fields for "Username" and "Password", a "Forgot username?" link, and a "login" button. A red arrow points to the "login" button.

The Windows taskbar at the bottom shows the Start button, several open applications (including a folder named "H:\survey te...", Microsoft Excel, and two instances of Internet Explorer), and the system tray with the time 10:56 AM.



“burden statement” screen

The screenshot shows a Windows Internet Explorer browser window titled "CED - Windows Internet Explorer provided by Bureau of Labor Statistics". The address bar shows the URL "https://respond.census.gov/ced/burden". The page content is as follows:

**United States Census Bureau** **CONSUMER EXPENDITURE DIARY SURVEY**

[Close Burden Statement](#)

**How long will the interview take?**  
We expect that it will take about 15 minutes to record your expenditures daily; in addition, it will take about 25 minutes for each of our visits over this two-week period.

**By law (Title 13, U.S. Code), we must keep your information confidential; we use it for statistical purposes only.**

**If you have comments regarding this survey, please send them to:**  
Division of Consumer Expenditure Surveys  
2 Massachusetts Avenue N.E.  
Room 3985  
Washington, DC 20212

OMB No. : 1220-0050  
Approval Expires: 4/30/2014

[Burden Statement](#) [Accessibility](#) [Privacy](#) [Security](#)

The browser's status bar at the bottom indicates "Done, but with errors on page." and the system tray shows the time as 10:56 AM.

“accessibility” screen

Document Accessibility - Data Protection and Privacy Policy - U.S. Census Bureau - Windows Internet Explorer provided b...

http://www.census.gov/privacy/privacy\_policy/document\_accessibility.html

U.S. Department of Commerce

United States Census Bureau

Home | About Us | Subjects A to Z | FAQs | Help

People | Business | Geography | Data | Research | Newsroom

You are here: [Census.gov](#) | [Data Protection and Privacy Policy](#) | [Online Privacy Policy](#) | Document Accessibility

## Data Protection and Privacy Policy

Main | Data Protection | Online Privacy Policy | Data Stewardship | PIAs | SORTs | Contact Us

### Also in this Section:

- Children's Privacy (COPPA)
- Data Retention
- Document Accessibility**
- Information Collected from E-mail and Online Forms
- Security & Third Party Links
- Third Party Websites & Applications
- Web Measurement and Customization Technologies

### Document Accessibility

The Census Bureau is committed to making online forms and other public documents on its Internet server accessible to all. Currently, we are reviewing our websites and making modifications to those pages which are not in compliance with the Americans with Disabilities Act. We use Hypertext Markup Language (HTML) to create pages that are generally accessible to persons using screen reading devices, and we are careful in our construction of HTML documents to ensure maximum accessibility. We include alternate text describing graphics.

Many Census Bureau Internet documents are in ASCII or HTML formats. These documents are accessible to persons using screen reading software. We also have a large number of documents in Adobe Acrobat PDF (Portable Document Format) files. Currently, many people using screen reading devices cannot read documents in PDF format, specifically those that were created from a scanned hard copy.

Adobe Systems, Inc. is producing various products designed to make Adobe Acrobat documents accessible to persons using screen reading software. Adobe's [accessibility web pages](#) describe their efforts.

To better serve those with visual disabilities whom are having difficulty accessing PDF documents; you may contact us directly for further assistance at 301-763-INFO (4636), 800-923-8282, or by submitting a request at <https://ask.census.gov>.

This symbol indicates a link to a non-government web site. Our linking to these sites does not constitute an endorsement of any products, services or the information found on them. Once you link to another site you are subject to the policies of the new site.

Measuring America—People, Places, and Our Economy

Done

Start | H:\survey te... | Microsoft Ex... | https://resp... | Document ... | Screen shots... | 10:56 AM

“privacy” screen

The screenshot shows a Windows Internet Explorer browser window displaying the U.S. Census Bureau's Data Protection and Privacy Policy page. The browser's address bar shows the URL <http://www.census.gov/privacy/>. The page header includes the U.S. Department of Commerce logo and the United States Census Bureau logo. The main navigation menu contains links for People, Business, Geography, Data, Research, and Newsroom. The page title is "Data Protection and Privacy Policy". Below the title, there are several tabs: Main, Data Protection, Online Privacy Policy, Data Stewardship, PIAs, SORTs, and Contact Us. The main content area is titled "About Data Protection and Privacy" and includes a "Contact Us" section with contact information for the Customer Service Center. A "Privacy Resources" sidebar on the right lists links to the U.S. Department of Justice web page, the American Statistical Association's web site on privacy, confidentiality, and data security, and an overview of the Privacy Act of 1974. The footer of the page features the slogan "Measuring America—People, Places, and Our Economy" and a navigation menu with categories like ABOUT US, FIND DATA, BUSINESS & INDUSTRY, PEOPLE & HOUSEHOLDS, GEOGRAPHY, and NEWSROOM. The Windows taskbar at the bottom shows the Start button, several open applications, and the system clock displaying 10:57 AM.

“security” screen

The screenshot shows a web browser window with the following elements:

- Browser Title Bar:** "https://respond.census.gov/ced/security - Windows Internet Explorer provided by Bureau of Labor Statistics"
- Address Bar:** "https://respond.census.gov/ced/security"
- Page Header:** "United States Census Bureau" logo and "CONSUMER EXPENDITURE DIARY SURVEY" title.
- Close Security Button:** A button labeled "Close Security" is located at the top of the security message.
- Section: Data are Encrypted at all Times**
  - Text: "Our secure servers use "HTTPS", Hypertext Transfer Protocol over Secure Socket Layer, to ensure the encrypted transmission of data between your browser and the U.S. Census Bureau. This means that instead of sending readable text over the Internet, both your browser and our server encode (scramble) all text using a security key. That way, personal data sent to your browser or data you send back are extremely difficult to decode in the unlikely event it was intercepted by an unauthorized party."
  - Text: "All browsers connecting to our secure server must use a minimum encryption key size of 128 bits. If you cannot connect to our secure server and you are using an older browser, please upgrade to a newer browser capable of using the required encryption key size. In addition to data being encrypted while transmitted, all data are strongly encrypted when stored on our servers (even if stored temporarily)."
- Section: Third Party Identity Proofing**
  - Text: "Our secure server uses a digital certificate (digital ID) issued by a trusted, third party Certificate Authority (CA) as proof of identity. The only way to be sure of a web site's authenticity is to view their digital ID. In this way, you can be assured that you are not being "spoofed" or tricked by an imposter. The digital ID will contain information such as:"
  - List of Information:**
    - The name of the organization that owns the web site (e.g., "U.S. Census Bureau")
    - The site's registered Internet name/address (e.g., "respond.census.gov")
    - The name of the Certification Authority under which the digital ID was issued (e.g., "VeriSign Trust Network")
  - Text: "The method for viewing a web site's Digital Certificate/ID varies depending on the web browser. (For example, Mozilla's Firefox will display a clickable locked padlock icon in the lower right corner of your screen when in secure mode, Microsoft Internet Explorer shows a clickable locked padlock icon in the menu bar.) Please see your browser's "help" information for instructions on how to verify a web site's identity."
- Navigation Bar:** A blue bar at the bottom of the security message contains links for "Burden Statement", "Accessibility", "Privacy", and "Security".
- Taskbar:** Shows the Start button, several open applications (including "H:\survey te...", "Microsoft Ex...", and two "https://resp..." windows), and the system tray with the time "10:57 AM".

Page after hit 'logout' button

The screenshot shows a Windows Internet Explorer browser window. The title bar reads "Login - Windows Internet Explorer provided by Bureau of Labor Statistics". The address bar shows the URL "https://respond.census.gov/ced". The browser's menu bar includes "File", "Edit", "View", "Favorites", "Tools", and "Help". The address bar also shows "Favorites", "Web Detective - In...", and "Login". The main content area features the "United States Census Bureau" logo on the left and the title "CONSUMER EXPENDITURE DIARY SURVEY" on the right. A red banner in the center states "You have been logged out.". Below this is a "Login" section with instructions: "Login by entering the appropriate information and click the 'Login' button" and "Username and Password are case sensitive". It includes input fields for "Username:" and "Password:", each with a "Forgot" link. A "Login" button is positioned below the fields. A note below the button states: "Please note: sessions will expire (requiring you to log back in) after 15 minutes of inactivity. No data will be lost.". A warning box contains the text: "\*\* WARNING \*\* You have accessed a UNITED STATES GOVERNMENT computer. Use of this computer without authorization or for purposes for which authorization has not been extended is a violation of Federal law and can be punished with fines or imprisonment (PUBLIC LAW 99-474). System usage may be monitored, recorded, and subject to audit. Use of this system indicates consent to monitoring and recording." At the bottom of the page, there are links for "Burden Statement", "Accessibility", "Privacy", and "Security". The footer of the browser shows "Done", "Internet", and "100%". The Windows taskbar at the bottom includes the Start button, several open applications (H:\survey te..., Microsoft Ex..., Login - Wi..., Screen shots...), and the system tray with the time "10:58 AM".