

Continuing Disability Report

Paperwork Reduction Act/Privacy Act Notice

The Railroad Retirement Board's (RRB) authority for requesting this information is Section 7(b)(6) of the Railroad Retirement Act (RRA). The information requested on this report is needed to determine your continuing entitlement to disability benefits under the RRA and the correct amount of such benefits. If you fail or refuse to furnish information which is necessary to determine your continuing entitlement to benefits, non-payment of benefits may result (as explained in Section 2(a) of the RRA).

The information on this form may be disclosed by the RRB to another person or governmental agency only with respect to railroad retirement benefits and only to comply with Federal law requiring the exchange of information between the RRB and another agency.

We estimate this form takes an average of 35 minutes to complete, including the time for reviewing the instructions, getting the needed data, and reviewing the completed form. Federal agencies may not conduct or sponsor, and respondents are not required to respond to, a collection of information unless it displays a valid OMB number. If you wish, send comments regarding the accuracy of our estimate or any other aspect of this form, including suggestions for reducing completion time, to Chief of Information Resources Management, Railroad Retirement Board, 844 North Rush Street, Chicago, Illinois 60611-2092.

Section 1 General Instructions

Type or print all answers legibly in ink. If you need more space than is provided to answer a question, use Section 6 for this purpose. If you do not know the answer to a question, print "Unknown" in the space provided for the answer.

Due to the complexity of Items 14a and 25a, regarding "Expenses," contact the Railroad Retirement Board if you need assistance.

If you are completing this form on behalf of someone else, you must answer each question as it applies to the applicant.

Some items in this application will not apply to you so you will not need to answer them. Based on your answers to a question, you may be told to skip to another item number or section. Follow the instructions that tell you to "Go to" another item. They are designed to help you move through the report quickly and provide only necessary information. **If no "Go to" instructions are given, answer the next item in order. Do not skip any items unless directed to do so.**

If you are an employee, your annuity cannot be paid for any month in which you earn over \$790.00. Please notify the nearest office of the RRB if your earnings exceed \$790.00 a month.

THE PERIOD COVERED IN THIS REPORT IS	<table border="1" style="margin: auto; border-collapse: collapse;"> <tr> <td style="padding: 2px;">Month</td> <td style="padding: 2px;">Day</td> <td style="padding: 2px;">Year</td> </tr> <tr> <td style="text-align: center;"> </td> <td style="text-align: center;"> </td> <td style="text-align: center;"> </td> </tr> </table>	Month	Day	Year				TO PRESENT
Month	Day	Year						

Section 2 Identifying Information

Check the information provided for Items 1 through 5 for accuracy.

- ▶ If the information is correct, **go to Section 3.**
- ▶ If the information is not correct, cross out the incorrect information and enter the correct information above it.
- ▶ If the information is missing, fill it in.

Identifying Information	1	Employee's Name				
	2	Employee's Social Security Number	3	Employee's Railroad Retirement Claim Number		
	4	Your Name	5	Your Social Security Number		

Section 3 Information about Work for an Employer

Work for Employer	6	Have you worked for an employer (railroad or nonrailroad) during the period to present?	▶	<input type="checkbox"/> Yes ▶ Go to Item 7	<input type="checkbox"/> No ▶ Go to Section 4
-------------------	----------	-----------------------------------------------------------------------------------------	---	---------------------------------------------	-----------------------------------------------

Last Work for Employer	7 Enter information about your employer(s) in Items 7a-c below. (Note: If you have had more than one employer during the period covered in this report, enter information about your last employer first.)											
	a (1) First Employer's Name											
	(2) Employer's Address											
	(3) Employer's Telephone Number (Include Area Code) ()											
	(4) Title/Name of your job											
	(5) Describe your job duties. (Include weights lifted and how frequently lifted; hours spent standing/sitting; frequency of bending/stooping/climbing, etc.)											
	(6) Monthly Rate of Pay \$ _____					(7) Days Worked Per Week						
	(8) Hours Worked Per Day					(9) Hourly Rate of Pay \$ _____						
	(10a) Date Work Began ▶			Month	Day	Year	(10b) Date Work Ended ▶			Month	Day	Year
	(11) If work has ended, explain why.											

Second Last Employer	b (1) Second Employer's Name											
	(2) Employer's Address											
	(3) Employer's Telephone Number (Include Area Code) ()											
	(4) Title/Name of your job											
	(5) Describe your job duties. (Include weights lifted and how frequently lifted; hours spent standing/sitting; frequency of bending/stooping/climbing, etc.)											
	(6) Monthly Rate of Pay \$ _____					(7) Days Worked Per Week						
	(8) Hours Worked Per Day					(9) Hourly Rate of Pay \$ _____						
	(10a) Date Work Began ▶			Month	Day	Year	(10b) Date Work Ended ▶			Month	Day	Year
	(11) If work has ended, explain why.											

Third Last Employer	7 c (1) Third Employer's Name											
	(2) Employer's Address											
	(3) Employer's Telephone Number (Include Area Code) ☎ ()											
	(4) Title/Name of your job											
	(5) Describe your job duties. (Include weights lifted and how frequently lifted; hours spent standing/sitting; frequency of bending/stooping/climbing, etc.)											
	(6) Monthly Rate of Pay \$ _____					(7) Days Worked Per Week						
	(8) Hours Worked Per Day					(9) Hourly Rate of Pay \$ _____						
	(10a) Date Work Began ▶			Month	Day	Year	(10b) Date Work Ended ▶			Month	Day	Year
	(11) If work has ended, explain why.											
(If you need more space to list employers, continue in Section 6)												

Earnings	8 List any months during the period _____ to present, in which you earned more than \$790.00.
----------	------------------------------------------------------------------------------------------------------

Special Earnings	9 a Have your earnings included any other payment, such as tips, bonuses, child care, sick or vacation pay, free meals, room or transportation? ▶ <input type="checkbox"/> Yes ▶ Go to Item 9b <input type="checkbox"/> No ▶ Go to Item 10
	b List below type of other payment(s) received, estimated dollar value, frequency of payment, and employer's name.

3 Months or Less Work	10 Did you work 3 months or less and then stop work because of your disabling condition? ▶ <input type="checkbox"/> Yes <input type="checkbox"/> No
-----------------------	--------------------------------------------------------------------------------------------------------------------------------------------------------------------

Continue or Return to Work	11 Did you continue in or return to the same work duties, hours, and pay as you had before your disabling conditions began? ▶ <input type="checkbox"/> Yes ▶ Go to Item 14 <input type="checkbox"/> No ▶ Go to Item 12
----------------------------	---------------------------------------------------------------------------------------------------------------------------------------------------------------------------------------------------------------------------------------

Special Employment	12 a Are (were) you employed by a friend or relative or through a special training or rehabilitation program? ▶ <input type="checkbox"/> Yes ▶ Go to Item 12b <input type="checkbox"/> No ▶ Go to Item 13
--------------------	--------------------------------------------------------------------------------------------------------------------------------------------------------------------------------------------------------------------------

Special
Employ-
ment
(Cont.)

12 b Explain how and why you were hired.

Different
Job
Duties

13 a Have your job duties differed from those of other workers with the same job title? Yes ▶ Go to Item 13b
 No ▶ Go to Item 14

b Check all that apply them **go to Item 13c.**

- | | | |
|---------------------------------------------------------|--------------------------------------------------|----------------------------------------------------|
| <input type="checkbox"/> 1. Shorter hours | <input type="checkbox"/> 2. Different pay scales | <input type="checkbox"/> 3. Fewer or easier duties |
| <input type="checkbox"/> 4. Extra help given | <input type="checkbox"/> 5. Lower production | <input type="checkbox"/> 6. Lower quality |
| <input type="checkbox"/> 7. Other - Explain in Item 13c | | |

c Explain in more detail, each selection made in Item 13b. **Note:** For each explanation, include the item number at the beginning of the answer. Also, if you have had more than 1 employer, identify the employer after each explanation.

Impair-
ment-
Related
Expenses

14 a Do you have any impairment-related expenses that are necessary for you to work? (For example, prescription medications, medical services, attendant care, medical devices, equipment, prosthesis, or similar items or services.) Yes ▶ Go to Item 14b
 No ▶ Go to Section 4

b List each impairment-related expense and provide a receipt.

Section 4 Information about Self-Employment

Only complete Section 4 if you were self-employed during the period _____ to present. This would include self-employment for a family owned, controlled or managed business, including a business, operated, managed, or owned by you, a family member, friend or close associate, whether for pay or not, and without regard to how the business is organized (e.g., sole proprietorship, partnership, corporation, LLC, etc.). Otherwise, **go to Section 5.**

Self Employ- ment	<p>15 a Enter the name and address of your business.</p>													
	<p>b Did you work 40 or more hours a month? </p>	<input type="checkbox"/> Yes <input type="checkbox"/> No												
	<p>c Check the box that describes the nature of the business. </p>	<input type="checkbox"/> Farm <input type="checkbox"/> Non-Farm												
	<p>d Enter the primary product or service.</p>													
	<p>e Check the box that describes the business in terms of arrangement and/or ownership. </p>	<input type="checkbox"/> Sole Owner <input type="checkbox"/> Farm Tenant <input type="checkbox"/> Farm Landlord	<input type="checkbox"/> Partnership <input type="checkbox"/> Corporation <input type="checkbox"/> LLC											
	<p>f (1) Have you received anything of value in lieu of salary or wages for any work that you performed? </p>	<input type="checkbox"/> Yes - Go to Item 15f(2) <input type="checkbox"/> No - Go to Item 15g												
	<p>(2) Describe what you have received of value in lieu of a salary or wages. </p>													
	<p>g Enter, below, the requested information about your monthly self-employment income for each month during the period _____ to present, starting with the latest month. If you need more space, continue in Section 6 or attach a separate piece of paper.</p> <table style="width:100%; border-collapse: collapse;"> <thead> <tr> <th style="text-align: center; border-bottom: 1px solid black;"><u>Month</u></th> <th style="text-align: center; border-bottom: 1px solid black;"><u>Year</u></th> <th style="text-align: center; border-bottom: 1px solid black;"><u>Hours Worked in Month</u></th> <th style="text-align: center; border-bottom: 1px solid black;"><u>Gross Income</u></th> <th style="text-align: center; border-bottom: 1px solid black;"><u>Net Income</u></th> </tr> </thead> <tbody> <tr> <td style="height: 100px;"> </td> <td> </td> <td> </td> <td> </td> <td> </td> </tr> </tbody> </table>				<u>Month</u>	<u>Year</u>	<u>Hours Worked in Month</u>	<u>Gross Income</u>	<u>Net Income</u>					
<u>Month</u>	<u>Year</u>	<u>Hours Worked in Month</u>	<u>Gross Income</u>	<u>Net Income</u>										
	<p>h Did you become a corporate officer, own or operate a corporation, or perform work for any corporation at anytime (including a corporation owned by a family member or friend) whether for pay or not, since _____ ? </p>	<input type="checkbox"/> Yes <input type="checkbox"/> No												
	<p>i Prior to the period shown in Section 1, what did you do in the business in terms of management decisions, responsibilities, hours, production and services?</p>													
	<p>j Was this business your sole livelihood before the period _____ to present? </p>	<input type="checkbox"/> Yes <input type="checkbox"/> No												

Self
Employ-
ment
(Cont.)

15 k Describe the duties you perform on an average work day. Include any changes in your business because of your disabling condition, such as reduced business hours, lower volume, fewer acres under cultivation, etc.

Assistants

16 a Because of your disabling condition, do you need additional help to perform your usual duties? Yes No

▶ Go to Item 16b

▶ Go to Item 17

b Enter the number of assistants you have.

c Check the box that describes when you receive assistance.

By the day

By the week

By the month

d Enter how many hours your assistant(s) spends helping you? (Show if per day, week, or month.)

e Describe what your assistant(s) does to help you.

Assistants
(Cont.)

16 f Does your assistant(s) get paid? ▶

Yes ▶ Go to Item 16g

No ▶ Go to Item 16h

g Enter the amount your assistant(s) gets paid. (Show if per hour, day, or month.)

h Is your assistant(s) related to you? ▶

Yes ▶ Go to Item 16i

No ▶ Go to Item 16j

i Enter the relationship of your assistant(s) to you.

j Explain why you need additional help.

Decisions

17 a Have you made management decisions during the period to present? ▶

Yes ▶ Go to Item 17b

No ▶ Go to Item 18

b Describe the type of management decisions you made, how much time you spent making them, and any changes that have taken place.

Business Began	18 Did you start your business after your disabling condition began?	▶	<input type="checkbox"/> Yes ▶ Go to Item 19 <input type="checkbox"/> No ▶ Go to Section 5
	19 Did you receive any special assistance from an agency or other source in setting up your business?	▶	<input type="checkbox"/> Yes ▶ Go to Item 20 <input type="checkbox"/> No ▶ Go to Item 22
	20 Do you still receive this special assistance or have additional special services been supplied?	▶	<input type="checkbox"/> Yes ▶ Go to Item 21 <input type="checkbox"/> No ▶ Go to Item 22
	21 Describe the continued assistance or special services.		
Business Expenses	22 Are there any normal business expenses paid for or furnished by another person or organization (for example, free space or utilities)?	▶	<input type="checkbox"/> Yes ▶ Go to Item 23 <input type="checkbox"/> No ▶ Go to Section 5
	23 List the business expenses paid for or furnished, and provide the dollar value.		
	24 Explain why and by whom these expenses were furnished.		
Impairment Related Expenses	25 a Do you have any impairment-related expenses that are necessary for you to work? (For example, prescription medications, medical services, attendant care, medical devices, equipment, prosthesis, or similar items or services.)	▶	<input type="checkbox"/> Yes ▶ Go to Item 25b <input type="checkbox"/> No ▶ Go to Section 5
	b List each impairment-related expense and provide a paid receipt.		

Section 5 Information about Your Condition before Full Retirement Age

Condition Before Full Retirement Age

26 a Describe your present medical condition.

b Describe **any** change (better or worse) in your condition, if any, during the period _____ to present. If none, enter "None."

c Does your condition prevent you from working **now**? ▶ Yes ▶ Go to Item 26d
▶ No ▶ Go to Item 26e


d Have you received any treatment or care for your condition during the period _____ to present? ▶ Yes ▶ Go to Item 27
▶ No ▶ Go to Item 28

e Explain why your condition does not prevent you from working now.

Treatment or Care

27 a (1) Enter the name and address of the most recent source of treatment or care (doctor, hospital, or clinic).

(2) Enter the Patient Number (if applicable).

(3) Enter the telephone number of the treatment source (include area code).
 ()

(4) Enter the date(s) you were treated.

(5) Describe the condition(s) for which you received treatment.

(6) Describe the treatment.

Treatment or Care (Cont.)	27 b (1) Enter the name and address of the second most recent source of treatment or care (doctor, hospital, or clinic).
	(2) Enter the Patient Number (if applicable).
	(3) Enter the telephone number of the treatment source (include area code). ☎ ()
	(4) Enter the date(s) you were treated.
	(5) Describe the condition(s) for which you received treatment.
	(6) Describe the treatment.
(If you need more space to list sources of care, continue in Section 6)	

Medication	28 a Are you taking medication or receiving treatment now? ▶ <input type="checkbox"/> Yes ▶ Go to Item 28b <input type="checkbox"/> No ▶ Go to Item 29
	b Enter the medication or treatment below. Note: If you are taking prescription medication, furnish the name or type of medication and dosage from the label. (For example, Penicillin, 1.5 gram tablet, 3 times a day.)

Restriction of Activities	29 a Has your doctor restricted your activities? <input type="checkbox"/> Yes ▶ Go to Item 29b <input type="checkbox"/> No ▶ Go to Item 30
	b Describe the restriction(s).
	c Is the name of the doctor who restricted your activities different from the name of the doctor(s) shown in Item 27a or Item 27b? <input type="checkbox"/> Yes ▶ Enter doctor's name then go to Item 30 <input type="checkbox"/> No ▶ Go to Item 30 Doctor's Name: _____

Return to Work	30 a Has your doctor told you that you are able to return to work? <input type="checkbox"/> Yes ▶ Go to Item 30b <input type="checkbox"/> No ▶ Go to Item 31														
	b Enter the date your doctor said you could return to work. <table border="1" style="float: right; margin-left: 20px;"> <tr> <th colspan="2">Month</th> <th colspan="2">Day</th> <th colspan="3">Year</th> </tr> <tr> <td style="width: 20px; height: 20px;"></td> <td style="width: 20px; height: 20px;"></td> <td style="width: 20px; height: 20px;"></td> <td style="width: 20px; height: 20px;"></td> <td style="width: 20px; height: 20px;"></td> <td style="width: 20px; height: 20px;"></td> <td style="width: 20px; height: 20px;"></td> </tr> </table>	Month		Day		Year									
	Month		Day		Year										
c Is the name of the doctor who told you that you are able to return to work different from the name of the doctor(s) shown in Item 27a or Item 27b? <input type="checkbox"/> Yes ▶ Enter doctor's name then go to Item 31 <input type="checkbox"/> No ▶ Go to Item 31 Doctor's Name: _____															

Activities	31 Check the one box after each activity listed below that best describes your ability to do that activity.				
	<ul style="list-style-type: none"> ● “Yes” — Means you can do the activity without help. ● “No” — Means you cannot do the activity even with help. ● “Hard” — Means the activity is hard for you to do, or that you need help. Explain each “Hard” answer. 				
	Activity	Yes	No	Hard	Explanation
	Walking	<input type="checkbox"/>	<input type="checkbox"/>	<input type="checkbox"/>	
	Eating	<input type="checkbox"/>	<input type="checkbox"/>	<input type="checkbox"/>	
	Bathing	<input type="checkbox"/>	<input type="checkbox"/>	<input type="checkbox"/>	
	Dressing, tying shoes, combing hair, etc.	<input type="checkbox"/>	<input type="checkbox"/>	<input type="checkbox"/>	
	Other bodily needs	<input type="checkbox"/>	<input type="checkbox"/>	<input type="checkbox"/>	
	Indoor chores (cooking, cleaning, etc.)	<input type="checkbox"/>	<input type="checkbox"/>	<input type="checkbox"/>	
	Outdoor chores (shopping, yardwork, etc.)	<input type="checkbox"/>	<input type="checkbox"/>	<input type="checkbox"/>	
Driving a motor vehicle	<input type="checkbox"/>	<input type="checkbox"/>	<input type="checkbox"/>		
Using public transportation	<input type="checkbox"/>	<input type="checkbox"/>	<input type="checkbox"/>		
Talking to and dealing with other people	<input type="checkbox"/>	<input type="checkbox"/>	<input type="checkbox"/>		


Rehabilita-
tion
Agency

32 a During the period _____ to present, have you received services, such as training, counseling, placement, medical examination, treatment, etc., from or through a state vocational rehabilitation agency or other agencies, such as VA, Worker's Compensation, Welfare, etc...?



- Yes ▶ Go to Item 32b
 No ▶ Go to Item 33

b Enter the Name, Address, and Telephone Number of your vocational rehabilitation counselor/agency.

 ()

c Enter the date(s) you received services.

d Describe the services you received.


Education

33 a Have you attended school (trade, vocational, or academic) during the period _____ to present?



- Yes ▶ Go to Item 33b
 No ▶ Go to Section 7

b Enter the Name, Address, and Telephone Number of the school.

 ()

c Briefly describe the type of training you received.

d Enter the dates you attended the school.

Section 7 Authorization and Certification

Authorization
and
Certification

- 35** Will this report be signed by a guardian or any other person representing the beneficiary? Yes No
- ▶ Read **Note** then go to Item 36
▶ Go to Item 36

Note: *If answered "Yes," your guardian or representative must sign this report in Item 36.*

- 36** I understand that civil and criminal penalties may be imposed upon me for false or fraudulent statements, or for withholding information to misrepresent a fact or facts material to determining a right to benefits under the Railroad Retirement Act. I affirm that to the best of my knowledge, the information I have provided on this form is true, complete, and correct.

I have received the appropriate application booklets, **RB-1d, Employee Disability Benefits**, and **RB-9, Employee and Spouse Events That Must Be Reported**. I understand that I am responsible for reporting any events that would affect my annuity as explained in these booklets.

I authorize the Railroad Retirement Board to secure any information from the Social Security Administration which is required to determine my continuing entitlement to benefits under the Railroad Retirement Act.

Signature ▶

--

Date ▶

Month	Day	Year

Daytime Telephone Number (Include Area Code)

() _____

- 37** If this certification is signed by mark ("X") in Item 36, two witnesses who know the person signing must sign below, giving their full addresses and daytime telephone numbers.

a. Signature of Witness

Address (Number and Street)

City, State, and ZIP Code

Daytime Telephone Number ▶

Area Code	Telephone Number

b. Signature of Witness

Address (Number and Street)

City, State, and ZIP Code

Daytime Telephone Number ▶

Area Code	Telephone Number

Section 8 **How to Return Your Report**

Before you return your report, check to make sure that:

- ▶ **Every** question that applies to you has been answered.
- ▶ You have entered “Unknown” to in **any** answer space for which you were unable to answer a question.
- ▶ You have signed and dated the report.

When you received your report, you should also have received a pre-addressed return envelope. If you do not have this envelope, you can use any envelope as long as it is addressed to the RRB office shown below. No matter which envelope you use, you must put the correct postage on the envelope. Be careful to provide enough postage because your report may weigh more than a standard letter. The U.S. Postal Service will not deliver your report unless it has the correct postage.

Address envelope to:

U S Railroad Retirement Board
Disability Benefits Division
844 N Rush Street
Chicago IL 60611-2092

If you do not want to use the mail, you can send a facsimile of the entire report to:

- ▶ Facsimile Number
(312) 751-7167

If you need information or assistance, contact:



 Telephone Number: