

# PRA Statement Placeholders and Registered User Form Fields

Welcome,  
Candace Buckman

#### Directories

- Communities
- Exercises

#### Libraries

- Scenario Library
- MSEL Library
- Corrective Actions
- Lessons Learned
- Best Practices
- EXIS Definitions
- Analysis

#### Outreach


- Content Management
- Briefing Room
- Calendar of Events
- Tools and Templates
- Document Library

#### Administration

- My Organization Approvals
- My Organization Members
- Accounts
- Organizations
- Registration Approvals
- Survey
- Publish Exercise Data

## Exercises

Search for sites:

### Exercises By

All Exercises

#### Taxonomy

DHS | PortSTEP

#### Scenario Type

Biological - Anthrax | Biological - Plague | Biological - Ricin | Chemical - Chlorine | Chemical - Mustard | Chemical - Pesticide | Chemical - Phosgene | Chemical - Sarin | Chemical - VX | Explosive - Improvised Explosive Device | Natural Disaster - Earthquake | Natural Disaster - Hurricane | Nuclear - Improvised Nuclear Device | Nuclear - Power Plant Incident | Radiological - Radiological Dispersal Device | Other - Oil Spill

#### Exercise Type

Seminar | Workshop | Drill | Tabletop | Functional | Full-Scale | Real-World Event | Basic Tabletop | Advanced Tabletop

#### Transportation Mode

Air Cargo | Freight Rail | General Aviation | Highway and Motor Carrier - Infrastructure | Highway and Motor Carrier - Motorcoach | Highway and Motor Carrier - School Transportation | Highway and Motor Carrier - Trucking | Mass Transit | Pipeline | Port and Intermodal | Postal and Shipping | Highway - Cargo | Highway - Passenger | Highway - Infrastructure | Maritime - Cargo | Maritime - Passenger | Maritime - Infrastructure | Mass Transit - Passenger | Mass Transit - Infrastructure | Pipeline - Cargo | Pipeline - Infrastructure | Rail - Cargo | Rail - Passenger | Rail - Infrastructure



Create a new exercise

### My Exercises

Sort by:

- Austin Active Shooter - Test
- Boston Intermodal Security Tabletop Exercise
- EXIS Miami
- EXIS Training
- EXIS Training 2
- EXIS Training 3
- EXIS Training 3.25
- EXIS Training 4
- EXIS Training 6
- EXIS Training 6

<Previous Next>

### Newest Exercises

#### This Month

- Charles Test Ex
- Transportation Cybersecurity Awareness Exercise
- New Orleans Freight Rail Tabletop Exercise

#### Earlier

- TEST-ATB
- susans first exercise

"An agency may not conduct or sponsor, and a person is not required to respond to a collection of information unless it displays a valid OMB control number. Transportation Security Administration estimates that the average burden for collection is XX hours per year. You may submit any comments concerning the accuracy of this burden estimate or any suggestions for reducing the burden to: TSA-11, Attention: PRA 1652-XXXX 601 South 12th Street, Arlington, VA 20598. This collection expires mm/dd/yyyy."

# Evaluation Team Post-Exercise Feedback Form

## Evaluation Team Post – Exercise Feedback Form

For the following statements regarding your experience as a member of the [EXERCISE] Evaluation Team, please rate the degree to which you agree on a scale of 1 to 5. Please add additional comments or recommendations that you feel might add value to the evaluation process.

Evaluation Materials	Not at All				Fully Agree
----------------------	------------	--	--	--	-------------

1. The Exercise Evaluation Plan/EEGs was a comprehensive tool for collecting data during the exercise.	1	2	3	4	5
--	---	---	---	---	---

Suggestions for Improvement? \_\_\_\_\_

2. Using the Exercise Evaluation Plan/EEGs was an easy way to capture data during the exercise.	1	2	3	4	5
---	---	---	---	---	---

Suggestions for Improvement? \_\_\_\_\_

3. The Exercise Evaluation Handbook (if applicable) was a useful tool for designing the evaluation of this exercise.	1	2	3	4	5
--	---	---	---	---	---

Suggestions for Improvement? \_\_\_\_\_

4. I was provided with all appropriate plans and reference documents such that I was able to thoroughly evaluate the exercise discussion/player actions.	1	2	3	4	5
--	---	---	---	---	---

Suggestions for Improvement? \_\_\_\_\_

Evaluator Training	Not at All				Fully Agree
--------------------	------------	--	--	--	-------------

5. The evaluator training briefing gave me a clear understanding of my responsibilities as an evaluator.	1	2	3	4	5
--	---	---	---	---	---

Suggestions for Improvement? \_\_\_\_\_

6. The case study practical exercise established a high	1	2	3	4	5
---	---	---	---	---	---

\*An agency may not conduct or sponsor, and a person is not required to respond to a collection of information unless it displays a valid OMB control number. Transportation Security Administration estimates that the average burden for collection is XX hours per year. You may submit any comments concerning the accuracy of this burden estimate or any suggestions for reducing the burden to: TSA-11, Attention: PRA 1652-XXXX 601 South 12th Street, Arlington, VA 20598. This collection expires mm/dd/yyyy.\*

# Create an Exercise

## Create an Exercise

### Exercise Properties


Exercise Name \*  (100 char max)


Location \*


Transportation Mode \*


- Air Cargo
- Freight Rail
- General Aviation
- Highway and Motor Carrier - Infrastructure
- Highway and Motor Carrier - Motorcoach
- Highway and Motor Carrier - School Transportation
- Highway and Motor Carrier - Trucking
- Mass Transit
- Pipeline
- Port and Intermodal
- Postal and Shipping


Exercise Director

Exercise Start Date \*   Update Conference Dates  
Enter date in MM/DD/YYYY format.

Exercise End Date    
Enter date in MM/DD/YYYY format.

Initial Planning Conference (IPC) Date    
Enter date in MM/DD/YYYY format.

Mid-Term Planning Conference (MPC) Date    
Enter date in MM/DD/YYYY format.

Final Planning Conference (FPC) Date    
Enter date in MM/DD/YYYY format.

Exercise Type \*

Highest MARSEC Level (Expected)

Highest HSAS Level (Expected)

Participants (Expected)

# Choose Objectives

## Create an Exercise

Objectives			
	Focus	Category	Objective
<input type="checkbox"/>	Prevent	Detect Threats	Direct Intelligence Activities
<input type="checkbox"/>	Prevent	Detect Threats	Manage Data Collection
<input type="checkbox"/>	Prevent	Detect Threats	Process Data Info Intelligence
<input type="checkbox"/>	Prevent	Detect Threats	Analyze Intelligence
<input type="checkbox"/>	Prevent	Detect Threats	Disseminate Threat Information
<input type="checkbox"/>	Prevent	Control Access	Inspect Materials
<input type="checkbox"/>	Prevent	Control Access	Surveil Areas
<input type="checkbox"/>	Prevent	Control Access	Screen People
<input type="checkbox"/>	Prevent	Eliminate Threats	Investigate & Apprehend Suspects
<input type="checkbox"/>	Prevent	Eliminate Threats	Seize Materials
<input type="checkbox"/>	Prevent	Eliminate Threats	Defeat Weapons
<input type="checkbox"/>	Prevent	Eliminate Threats	Disrupt Sources of Support
<input type="checkbox"/>	Prevent	Eliminate Threats	Prosecute
<input type="checkbox"/>	Protect	Assess Critical Other Assets	Determine Criticality
<input type="checkbox"/>	Protect	Assess Critical Other Assets	Assess Vulnerabilities
<input type="checkbox"/>	Protect	Assess Critical Other Assets	Share Information on Critical Infrastructure & Key Assets
<input type="checkbox"/>	Protect	Assess Critical Other Assets	Conduct Situation Assessment
<input type="checkbox"/>	Protect	Protect Critical Infrastructure & Key Assets	Employ Countermeasures
<input type="checkbox"/>	Protect	Protect Critical Infrastructure & Key Assets	Protect Assets & Property
<input type="checkbox"/>	Protect	Protect Critical Infrastructure & Key Assets	Provide Redundancy
<input type="checkbox"/>	Protect	Protect Critical Infrastructure & Key Assets	Disperse Assets

# Sample Exercise

## EXIS Training Austin

Home

Modify Shared Page ▾

### ANNOUNCEMENTS ▾

There are currently no active announcements. To add a new announcement, click "Add new announcement" below.

■ Add new announcement

### EVENTS ▾

There are currently no upcoming events. To add a new event, click "Add new event" below.

■ Add new event

### LINKS ▾

There are currently no favorite links to display. To add a new link, click "Add new link" below.

■ Add new link