

State Data Center 2016 Annual Report

Calendar Year 2015

OMB Number: 0607-0760
Expiration Date: July 31, 2017

By clicking on the pause button at the bottom of the page, it will give you instructions on how to resume your survey at a later time, or simply bookmark this page or add it to your favorites.

Your responses are voluntary. This survey is being administered by Questionweb.com and resides in a server outside of the Census domain. The Census Bureau cannot guarantee the protection of survey responses and advises against the inclusion of sensitive personal information in any response.

Public reporting burden for this collection of information is estimated to 30 minutes per response, including the time for reviewing instructions, searching existing data sources, gathering and maintaining the data needed, and completing and reviewing the collection of information. Respondents are not required to respond to any information collection unless it displays a valid approval number from the Office of Management and Budget.

Send comments regarding this burden estimate or any other aspect of this collection of information, including suggestions for reducing this burden, to: Paperwork Project 0607-0760, U.S. Census Bureau, 4600 Silver Hill Road, Room 3K138, Washington, DC 20233. You may e-mail comments to Paperwork@census.gov; use Paperwork Project 0607-0760; as the subject.

[Start](#)



State Data Center 2016 Annual Report

Calendar Year 2015

Completed

This report should include data from your entire State Data Center network.

Section 1: Organizational Information

1. State:

2. Reference Period:

3. Contact Person:

4. Telephone number:
(XXX-XXX-XXXX)

5. Total number of employees (full-time) in the entire network working on activities related to SDC (including Business and Industry Data Centers) (Use decimals-not fractions, that is 1.5 not 1 1/2):

6. What was the total amount of funds spent by your entire network for all SDC/BIDC program activities in Calendar Year 2015? (This should include personnel, equipment, travel, supplies, overhead, etc.)

7. What were the number of organizations in your network by type in Calendar Year 2015?

SDC Lead Agency	<input type="text"/>
SDC Coordinating Agencies	<input type="text"/>
SDC Affiliates	<input type="text"/>
BIDC Lead Organization	<input type="text"/>
BIDC Coordinating Agencies	<input type="text"/>
BIDC Affiliate Organizations	<input type="text"/>
Total (self-adding)	<input type="text"/>

7a. Of the above total, how many of your affiliate agencies responded to this annual report?



State Data Center 2016 Annual Report

Calendar Year 2015

Completed 

Section 2: Data Dissemination, Data Analysis, Technical Assistance, and Consultation Activities

Include the number of data requests handled by all agencies in your affiliate network by all staff in your SDC, via email, phone, fax, in person, letter, etc.


Do not include web visits. Use whole numbers, not percentages.

8. What were the total number of requests handled by category for your entire network for Calendar Year 2015?

Government	<input type="text"/>
Business	<input type="text"/>
Academic/Research	<input type="text"/>
Community-Based Organizations/Non-Profit	<input type="text"/>
Private Citizens	<input type="text"/>
Other	<input type="text"/>
Media	
Radio	<input type="text"/>
TV	<input type="text"/>
Print	<input type="text"/>
Social Media (blogs, twitter, online media outlets, etc) (approximate number of total for 2015 year)	<input type="text"/>
8a. Total number of requests handled (self adding):	<input type="text"/>
9. Of the total reported in 8a the number of that were free of charge	<input type="text"/>
10. Of the total reported in 8a the number of requests that required more than 20 minutes staff time to respond	<input type="text"/>
11. Of the total reported in 8a the number of requests that required customized extensive programming	<input type="text"/>
12. Of the total reported in 8a the number of requests that require American Community Survey data	<input type="text"/>



State Data Center 2016 Annual Report
Calendar Year 2015


Completed 


Section 3: Product Development Using Census Bureau Data

In addition to data requests, SDCs/BIDCs develop value-added customized products to meet user needs. These products include reports, spreadsheets, computer applications, etc.


13. List the total number of value added products produced by your entire network using Census Bureau data

14. List the total number of products produced that included American Community data





State Data Center 2016 Annual Report
Calendar Year 2015

Completed 

Section 4: Education and Promotion of Census Bureau Programs and Products for the entire calendar year.

This includes education and promotion of demographic, economic and geographic programs.


15. Total number of presentations made by your network


16. Total number of attendees for all presentations

17. Total number of media interviews

18. Total number of newsletter articles and press releases prepared about Census Bureau programs and products by your network

19. Total number of informational products released by your network on your website about the Census





State Data Center 2016 Annual Report

Calendar Year 2015

Completed 

Section 5: Assistance with Census Bureau Operations

"Census Bureau operations" refers to carrying out Census data collection and/or processes related to updating geography and similar activities. This applies to the decennial and economic censuses, the American Community Survey and other current surveys and geographic programs.

Total number of times your network supported the Census Bureau Regional Offices or Census Bureau headquarters in:

- | | |
|--|----------------------|
| 20. Locating or arranging for meeting space (Example: room for media event/training) | <input type="text"/> |
| 21. Assisting in recruitment activities | <input type="text"/> |
| 22. Assisting with testing/reviewing of Census data, software, or training | <input type="text"/> |
| 23. Other activities (Examples: BAS, building permits, PUMA delineation, Census of Governments, address update operations, etc.) | <input type="text"/> |



State Data Center 2016 Annual Report

Calendar Year 2015

Completed 

Section 6: Web Presence-Information for entire network

- | | |
|---|----------------------|
| 24. Total number of page views your entire network received | <input type="text"/> |
| 25. Total number of visitor sessions/visits the websites received | <input type="text"/> |
| 26. Total number of unique visitors in report year | <input type="text"/> |



State Data Center 2016 Annual Report

Calendar Year 2015

Completed 

Section 7: SDC/BIDC Meetings

27. Did the lead hold an affiliate meeting?

Yes No

28. What was the total number of visits the lead made to the coordinating/affiliate organization sites during Calendar Year 2015?

29. How many agencies in your network attended:

a Regional Office-sponsored media events or informational meetings

your state affiliate meeting

the Annual National SDC/BIDC sponsored meeting



State Data Center 2016 Annual Report

Calendar Year 2015

Completed 

Section 8: Technology

30. How many agencies in your network are allowed to use social media?

Lead

Coordinating

Affiliate

Of those allowed to use social media, how many use social media for any purpose?

Lead

Coordinating

Affiliate

31. For all social media users posting census content, what was the total number of posts by type?

Blogs

Tweets

Facebook

Other: Please list other type in the box below.



State Data Center 2016 Annual Report

Calendar Year 2015

Section 9: Suggestions for Improving the SDC Program

42. Please provide below any comments, suggestions or questions that you or your network may have.



Send Answers



State Data Center 2016 Annual Report

Calendar Year 2015

Thank You!

