




## Training Materials

Reporting Plant Observations

**usanpn.org**



1. Select a site
2. Select plant and animal species
3. Select individual plants
4. Mark your site and plants
5. Record your observations of animals
6. Record your observations of plants
- 7. Report your data online**



[www.usanpn.org/participate/guidelines](http://www.usanpn.org/participate/guidelines)

[www.usanpn.org](http://www.usanpn.org)



HOME



FAQS



CONTACT US



NATURE'S NOTEBOOK



Log In

ABOUT

PARTICIPATE

RESOURCES

EDUCATION

RESULTS

ARCHIVE

Search Site

search

## USA National Phenology Network

The USA National Phenology Network brings together citizen scientists, government agencies, non-profit groups, educators and students of all ages to monitor the impacts of climate change on plants and animals in the United States. The network harnesses the power of people and the Internet to collect and share information, providing researchers with far more data than they could collect alone.

[Learn more about us](#)

### What is phenology?

Phenology is the study of recurring plant and animal life cycle stages, or phenophases, such as leafing and flowering of plants, maturation of agricultural crops, emergence of insects, and migration of birds. Many of these events are sensitive to climatic variation and change, and are simple to observe and record. As an USA-NPN observer, you can help scientists identify and understand environmental trends so we can better adapt to climate change.

[Why is phenology important?](#)

[USA-NPN News](#)

[Phenology Feed](#)

[Join the Conversation](#)



[Are you...?](#)



olapalapa

[View All Species](#)

## Join Us!

We are looking for volunteers to help us monitor plant and animal species found across the United States. Click "Observe" to join us!



Observe

[www.usanpn.org](http://www.usanpn.org)



HOME



FAQS



CONTACT US



NATURE'S NOTEBOOK



Log In

ABOUT

PARTICIPATE

RESOURCES

EDUCATION

RESULTS

ARCHIVE

Search Site

search

## USA National Phenology Network

The USA National Phenology Network brings together citizen scientists, government agencies, non-profit groups, educators and students of all ages to monitor the impacts of climate change on plants and animals in the United States. The network harnesses the power of people and the Internet to collect and share information, providing researchers with far more data than they could collect alone.

[Learn more about us](#)

### What is phenology?

Phenology is the study of recurring plant and animal life cycle stages, or phenophases, such as leafing and flowering of plants, maturation of agricultural crops, emergence of insects, and migration of birds. Many of these events are sensitive to climatic variation and change, and are simple to observe and record. As an USA-NPN observer, you can help scientists identify and understand environmental trends so we can better adapt to climate change.

[Why is phenology important?](#)

[USA-NPN News](#)

[Phenology Feed](#)

[Join the Conversation](#)



[Are you...?](#)



olapalapa

[View All Species](#)

## Join Us!

We are looking for volunteers to help us monitor plant and animal species found across the United States. Click "Observe" to join us!

[Observe](#)





Home > User account

## User account

Create new account

Log in

Request new password

**Username or e-mail address: \***

You may login with either your assigned username or your e-mail address.


**Password: \***

The password field is case sensitive.

Log in

### Sponsors





Sponsors



Home > User account > User account

## User account

Create new account

Note: Please add to add nco@usanpn.org (the National Coordinating Office of the USA-NPN) to your email address book or whitelists so that our emails are not diverted by your spam filter.

### Account information

**Username: \***

Please select a username that does not include punctuation (other than periods, hyphens, the @ symbol, and underscores). You may use your e-mail address as your username.

**E-mail address: \***

Your email address will not be publicly viewable or distributed outside USA-NPN.

**Confirm e-mail address: \***

Please re-type your e-mail address to confirm it is accurate.

**Password: \***

**Confirm password: \***

Participant Information

**First Name: \***

**Middle Name/Initial:**

**Last Name: \***

**Address 1:**

**Address 2:**

**City: \***

**State: \***

**Postal Code:**

**How did you hear about us?:**

Participant Information

**First Name: \***

**Middle Name/Initial:**

**Last Name: \***

**Address:** **Partner Organization:**

**Address:** If you heard about us, or are participating through one of our partner organizations, please select that organization from this list. Otherwise, select USA-NPN or leave blank.

**City:** **Other:**

If you heard about us from another source, please specify here.

**State:** **Are you interested in getting a cloned lilac?:**

**Postal Code:** Cloned lilacs can be obtained for planting and subsequent observation as part of the USA-NPN [Cloned Plants Project](#). Review the [distribution and purchase options](#) and if you would like to be included on the USA-NPN Cloned Lilac waiting list, please select yes.

**How did you hear about us?:**



Participant Information

**First Name: \***

**Middle Name/Initial:**

**Last Name: \***

**Address:** **Partner Organization:**

**Address:** If you heard about us, or are participating through one of our partner organizations, please select that organization from this list. Otherwise, select USA-NPN or leave blank.

**City:** **Other:**

If you heard about us from another source, please specify here.

**State:** **Are you interested in getting a cloned lilac?:**

**Position:** Cloned lilacs can be obtained for planting and subsequent observation as part of the USA-NPN [Cloned Plants Project](#). Review the [distribution and purchase options](#) and if you would like to be included on the USA-NPN Cloned Lilac waiting list, please select yes.

**How:**

Participant Information

**First Name: \***

**Middle Name/Initial:**

**Last Name: \***

**Address:** **Partner Organization:**

**Address:** If you heard about us, or are participating through one of our partner organizations, please select that organization from this list. Otherwise, select USA-NPN or leave blank.

**City:** **Other:**

If you heard about us from another source, please specify here.

**State:** **Are you interested in getting a cloned lilac?:**

**Postal Code:** Cloned lilacs can be obtained for planting and subsequent observation as part of the USA-NPN **Cloned Plants Project**. Review the **distribution and purchase options** and if you would like to be included on the USA-NPN Cloned Lilac waiting list, please select yes.

**How to Contact:**

[www.usanpn.org/lilac](http://www.usanpn.org/lilac)

Validation Question

This question is for testing whether you are a human visitor and to prevent automated spam submissions.

Y 9 ?  
C

**Enter the text in the image: \***

Enter the characters shown in the image.

Create new account



Home >

View

Edit

Login successful.

### Participant Information

#### First Name

USA-NPN

#### Last Name

Observer

#### City

Tucson

#### State

AZ

#### Postal\_Code

85710

### History

My account

Nature's Notebook

Forum

Create content

Log out



Home >

View

Edit

Login successful.

### Participant Information

#### First Name

USA-NPN

#### Last Name

Observer

#### City

Tucson

#### State

AZ

#### Postal\_Code

85710

### History

My account





Nature's Notebook

Forum

Create content

Log out




-  Nature's Notebook Home
-  My Account
-  Help
-  Download My Data



## Nature's Notebook Home

*There are no sites associated with your account yet.*

- [Get more information](#) on selecting a site and observing and recording your plant data.
- [Add a site now](#)

 [Nature's Notebook Home](#)

 [My Account](#)

 [Help](#)

 [Download My Data](#)

Add a New Site

Add or Edit Plants





Add or Edit  
Animal Checklist

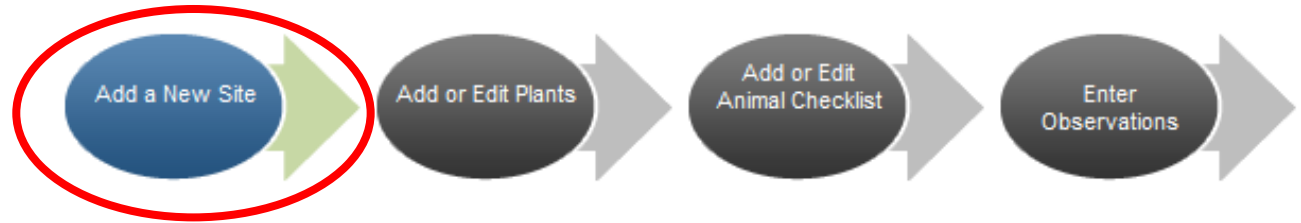
Enter  
Observations

## Nature's Notebook Home

*There are no sites associated with your account yet.*

- [Get more information](#) on selecting a site and observing and recording your plant data.
- [Add a site now](#)





-  Nature's Notebook Home
-  My Account
-  Help
-  Download My Data



## Nature's Notebook Home

*There are no sites associated with your account yet.*

- [Get more information](#) on selecting a site and observing and recording your plant data.
- [Add a site now](#)





-  Nature's Notebook Home
-  My Account
-  Help
-  Download My Data

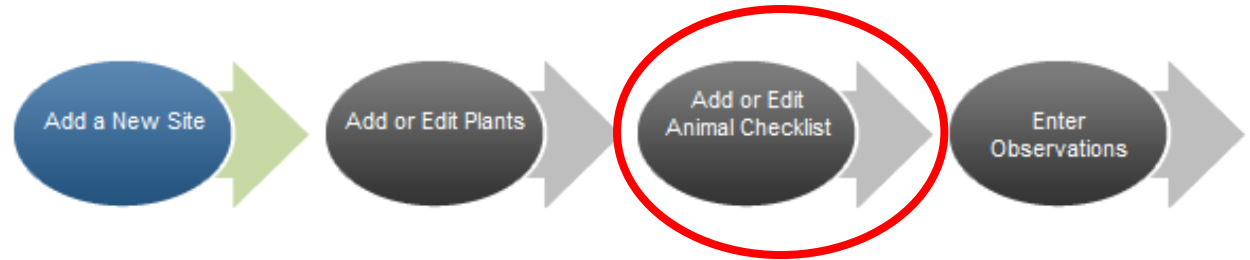


## Nature's Notebook Home

*There are no sites associated with your account yet.*

- [Get more information](#) on selecting a site and observing and recording your plant data.
- [Add a site now](#)

-  Nature's Notebook Home
-  My Account
-  Help
-  Download My Data







## Nature's Notebook Home

*There are no sites associated with your account yet.*

- [Get more information](#) on selecting a site and observing and recording your plant data.
- [Add a site now](#)







-  Nature's Notebook Home
-  My Account
-  Help
-  Download My Data



## Nature's Notebook Home

*There are no sites associated with your account yet.*

- [Get more information](#) on selecting a site and observing and recording your plant data.
- [Add a site now](#)

-  Nature's Notebook Home
-  My Account
-  Help
-  Download My Data



## Nature's Notebook Home

*There are no sites associated with your account yet.*

- [Get more information](#) on selecting a site and observing and recording your plant data.
- [Add a site now](#)

## Add a New Site

Enter the following information about your site. The map will adjust as you enter more information. Latitude, longitude and elevation will be calculated from the address, and appear in the boxes below the map. If your site does not have a street address, enter a nearby zip code and use the map below to pinpoint your site.

\* **Site Name:**  (e.g.; home, office, my front yard, etc.)

**Address:**

**City:**  **State:**  **Zip Code:**

You may also zoom in (+) or out (-) to pinpoint your site, then drag the marker to its approximate center.





## Add a New Site

Enter the following information about your site. The map will adjust as you enter more information. Latitude, longitude and elevation will be calculated from the address, and appear in the boxes below the map. If your site does not have a street address, enter a nearby zip code and use the map below to pinpoint your site.

\* **Site Name:**  (e.g., home, office, my front yard, etc.)

**Address:**

**City:**  **State:**  **Zip Code:**

You may also zoom in (+) or out (-) to pinpoint your site, then drag the marker to its approximate center.



## Add a New Site

Enter the following information about your site. The map will adjust as you enter more information. Latitude, longitude and elevation will be calculated from the address, and appear in the boxes below the map. If your site does not have a street address, enter a nearby zip code and use the map below to pinpoint your site.

\* **Site Name:**  (e.g., Home, Office, Field, etc.)

**Address:**

**City:**  **State:**  **Zip Code:**

You may also zoom in (+) or out (-) to pinpoint your site, then drag the marker to its approximate center.





## Add a New Site

Enter the following information about your site. The map will adjust as you enter more information. Latitude, longitude and elevation will be calculated from the address, and appear in the boxes below the map. If your site does not have a street address, enter a nearby zip code and use the map below to pinpoint your site.

\* **Site Name:**  (e.g.; home, office, my front yard, etc.)

**Address:**

**City:**  **State:**  **Zip Code:**

You may also zoom in (+) or out (-) to pinpoint your site, then drag the marker to its approximate center.







**Location:**  **Latitude:**  **Longitude:**  **Elevation (ft):**



## Add a New Site

## ? Help Menu

Enter the following information about your site. The map will adjust as you enter more information. Latitude, longitude and elevation will be calculated from the address, and appear in the boxes below the map. If your site does not have a street address, enter a nearby zip code and use the map below to pinpoint your site.

\* **Site Name:**  (e.g.; home, office, my front yard, etc.)


**Address:**

**City:**  **State:**  **Zip Code:**

You may also zoom in (+) or out (-) to pinpoint your site, then drag the marker to its approximate center.



## Optional Additional Information

Please answer as many of the following questions as you can. Hover over the  symbol for further explanation of the choices. If you do not know how to best answer a question for your site, please leave it blank.

Overall

Plants


Animals

The degree of development surrounding the site can best be described as: 

-Please select one 

This site is best described as: 

-Please select one 

How close is the nearest paved or maintained dirt road to the site? 

-Units 

How close is the nearest permanent body of water to the site? 


-Units 

What is the area of the site? 

-Units 

Comments:

## Optional Additional Information

Please answer as many of the following questions as you can. Hover over the  symbol for further explanation of the choices. If you do not know how to best answer a question for your site, please leave it blank.

Overall **Plants** Animals

The degree of development surrounding the site can best be described as: 



This site is best described as: 



How close is the nearest paved or maintained dirt road to the site? 



How close is the nearest permanent body of water to the site? 




What is the area of the site? 



Comments:



## Optional Additional Information

Please answer as many of the following questions as you can. Hover over the  symbol for further explanation of the choices. If you do not know how to best answer a question for your site, please leave it blank.

Overall

Plants

**Animals**

The degree of development surrounding the site can best be described as: 

-Please select one 

This site is best described as: 

-Please select one 

How close is the nearest paved or maintained dirt road to the site? 

-Units 


How close is the nearest permanent body of water to the site? 

-Units 

What is the area of the site? 


-Units 


Comments:

Please answer as many of the following questions as you can. Hover over the  symbol for further explanation of the choices. If you do not know how to best answer a question for your site, please leave it blank.


**Overall** **Plants** **Animals**

The degree of development surrounding the site can best be described as: 


Suburban 

This site is best described as: 


Forest or woodland 

How close is the nearest paved or maintained dirt road to the site? 

50  feet 

How close is the nearest permanent body of water to the site? 




500  feet 

What is the area of the site? 

0.25  acres 

Comments:

Create site

-  [Nature's Notebook Home](#)
-  [Help](#)
-  [Download My Data](#)



## Nature's Notebook Home

- Site was successfully created!



### My Sites

- My Back Yard

Edit Site

Add a New Site

### My Plants & Animals


Empty list box for plants and animals.

Add or Edit Plants

Add or Edit Animal Checklist

### Details for this Organism

 [Nature's Notebook Home](#)

 [Help](#)

 [Download My Data](#)

Add a New Site

Add or Edit Plants

Add or Edit  
Animal Checklist

Enter  
Observations

## Nature's Notebook Home

- Site was successfully created!

### My Sites

My Back Yard

Edit Site




Add a New Site

### My Plants & Animals

Add or Edit Plants

Add or Edit Animal Checklist

### Details for this Organism

-  [Nature's Notebook Home](#)
-  [Help](#)
-  [Download My Data](#)



## Nature's Notebook Home

- Site was successfully created!

**My Sites**

My Back Yard

Edit Site

Add a New Site




**My Plants & Animals**

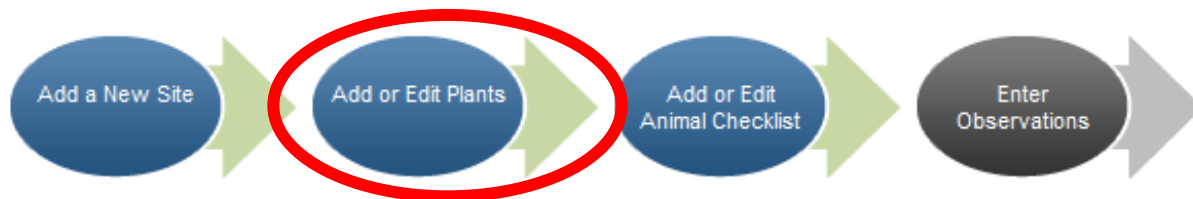
Add or Edit Plants

Add or Edit Animal Checklist

Details for this Organism



-  [Nature's Notebook Home](#)
-  [Help](#)
-  [Download My Data](#)



## Nature's Notebook Home

- Site was successfully created!

### My Sites

My Back Yard	▲
	▼

Edit Site

Add a New Site




### My Plants & Animals

	▲
	▼

Add or Edit Plants

Add or Edit Animal Checklist

### Details for this Organism

-  [Nature's Notebook Home](#)
-  [Help](#)
-  [Download My Data](#)



## Nature's Notebook Home

- Site was successfully created!

### My Sites

My Back Yard
--------------

Edit Site

Add a New Site

### My Plants & Animals

--

Add or Edit Plants

Add or Edit Animal Checklist

### Details for this Organism


## Add or Edit Plants

Select the site where your plant is located. Site:  [Need to add a new site? Click here.](#)

To add a plant, start typing the common or scientific name of a plant in the field marked "Plant Species". Select from the list of possible matches that will be displayed.

If you don't find a match,

- [View available plants](#)
- [View calibration species](#)


(Help: For more information on each option, hold your cursor over )


Your plants:


Your new plant...


Plant Successfully Deleted


***New plant...***


\* Plant Species 

\* Nickname 

Shade status 

Wild? 

Watered? 

Fertilized? 

Planting date:

Month (MM):

Day (DD):


## Add or Edit Plants

Select the site where your plant is located. Site: My Back Yard ▾ [Need to add a new site? Click here.](#)

To add a plant, start typing the common or scientific name of a plant in the field marked "Plant Species". Select from the list of possible matches that will be displayed.

If you don't find a match,

- [View available plants](#)
- [View calibration species](#)


(Help: For more information on each option, hold your cursor over )


### Your plants:


Your new plant...


Plant Successfully Deleted


**New plant...**


\* Plant Species 

\* Nickname 

Shade status  --Select ▾

Wild? 

Watered? 

Fertilized? 

Planting date:

Month (MM):

Day (DD):


## Add or Edit Plants

Select the site where your plant is located. Site:  [Need to add a new site? Click here.](#)

To add a plant, start typing the common or scientific name of a plant in the field marked "Plant Species". Select from the list of possible matches that will be displayed.

If you don't find a match,


- [View available plants](#)
- [View calibration species](#)


(Help: For more information on each option, hold your cursor over )


Your plants:


Plant Successfully Deleted


**New plant**


\* Plant Species 

\* Nickname 

Shade status  --Select

Wild?  Unknown

Watered?  Unknown

Fertilized?  Unknown

Planting date: Month (MM):  Day (DD):




## Add or Edit Plants

Select the site where your plant is located. Site:  [Need to add a new site? Click here.](#)

To add a plant, start typing the common or scientific name of a plant in the field marked "Plant Species". Select from the list of possible matches that will be displayed.

If you don't find a match,

- [View available plants](#)
- [View calibration species](#)











(Help: For more information on each option, hold your cursor over )

### Your plants:

Your new plant...

Plant Successfully Deleted

### New plant...

* Plant Species 	<input type="text" value="red"/>
* Nickname 	<input type="text"/>
Shade status 	--Select 
Wild? 	Unknown 
Watered? 	Unknown 
Fertilized? 	Unknown 
Planting date:	Month (MM): <input type="text"/>
	Day (DD): <input type="text"/>


## Add or Edit Plants

Select the site where your plant is located. Site:  [Need to add a new site? Click here.](#)

To add a plant, start typing the common or scientific name of a plant in the field marked "Plant Species". Select from the list of possible matches that will be displayed.

If you don't find a match,

- [View available plants](#)
- [View calibration species](#)


(Help: For more information on each option, hold your cursor over )


Your plants:


Your new plant...


Plant Successfully Deleted


**New plant...**


\* Plant Species 

\* Nickname 

Shade status 

Wild? 

Watered? 

Fertilized? 

Planting date:

**Click on the common name to**



red maple (*Acer rubrum*)



red alder (*Alnus rubra*)



red columbine (*Aquilegia canadensis*)  
American columbine, Colorado columbine


## Add or Edit Plants

Select the site where your plant is located. Site:  [Need to add a new site? Click here.](#)

To add a plant, start typing the common or scientific name of a plant in the field marked "Plant Species". Select from the list of possible matches that will be displayed.

If you don't find a match,


- [View available plants](#)
- [View calibration species](#)


(Help: For more information on each option, hold your cursor over )


Your plants:


Plant Successfully Deleted


**New plant...**


\* Plant Species 

\* Nickname 

Shade status 

Wild? 

Watered? 

Fertilized? 

Planting date:


Month (MM):

Day (DD):


Your plants:

Your new plant...


**New plant...**


\* Plant Species 


red maple


\* Nickname 


red maple-1


Shade status 


--Select 


Wild? 

Unknown 

Watered? 

Unknown 

Fertilized? 

Unknown 

Planting date:

Month (MM):

Day (DD):

Year (YYYY):


Comments

Save this plant


Your plants:

Your new plant...

**New plant...**

\* Plant Species 

\* Nickname 

Shade status 

Wild? 

Watered? 

Fertilized? 

Planting date:  
Month (MM):   
Day (DD):   
Year (YYYY):

Comments

Save this plant

Your plants:

Your new plant...

**New plant...**

\* Plant Species (?)

\* Nickname (?)

Shade status (?)

Wild? (?)

Watered? (?)

Fertilized? (?)

Planting date:  
Month (MM):   
Day (DD):   
Year (YYYY):

Comments

Save this plant



Your plants:

Your new plant...

**New plant...**

\* Plant Species (?)

\* Nickname (?)

Shade status (?) --Select ▼

Wild? (?)

**Watered? (?)**

Fertilized? (?)

Planting date: Month (MM):

Day (DD):

Year (YYYY):


Comments


Save this plant


Your plants:


Your new plant...


**New plant...**


\* Plant Species 

\* Nickname 

Shade status 

Wild? 

Watered? 

**Fertilized? **

Planting date: Month (MM):   
Day (DD):   
Year (YYYY):

Comments

Save this plant


Your plants:

Your new plant...

**New plant...**

\* Plant Species 

\* Nickname 

Shade status 

Wild? 

Watered? 

Fertilized? 

Planting date: Month (MM):

Day (DD):

Year (YYYY):

Comments

Save this plant

Your plants:

Your new plant...

**New plant...**

- \* Plant Species ?
- \* Nickname ?
- Shade status ?
- Wild? ?
- Watered? ?
- Fertilized? ?

red maple

red maple-1

--Select ▼

Unknown ▼

Unknown ▼

Unknown ▼

Month (MM):

Day (DD):

Year (YYYY):

Comments

Save this plant

Your plants:

Your new plant...

**New plant...**

\* Plant Species ? ?

red maple

\* Nickname ?

red maple-1

Shade status ?

--Select--

Wild? ?

Watered? ?

Fertilized? ?

Planting date:

Comments

Indicate which of the following best describes the shade status of each individual. The full sun to full shade scale is best for small plants and shrubs, while larger trees are best described by their position relative to other trees:

- An **open-grown tree** grows under open sky, unshaded by other trees.
- A **forest canopy tree** grows next to other trees of the same height, and its top touches the tops of the other trees to form a continuous canopy over the ground.
- A **forest understory tree** grows in the shade below taller trees.

Save this plant



**Your plants:**

[Add new plant](#)

red maple-1

**red maple-1**

\* Plant Species ?

red maple

\* Nickname ?

red maple-1

Shade status ?

Mostly sun

Wild? ?

No

Watered? ?

Yes

Fertilized? ?

Yes

Planting date:

Month (MM):

Day (DD):

Year (YYYY): 2008

Delete?

Dead?

Comments

Save this plant

**Your plants:**

[Add new plant](#)

red maple-1

**red maple-1**

\* Plant Species ?

red maple

\* Nickname ?

red maple-1

Shade status ?

Mostly sun

Wild? ?

No

Watered? ?

Yes

Fertilized? ?

Yes

Planting date:

Month (MM):

Day (DD):

Year (YYYY): 2008

Delete?

Dead?

Comments

Save this plant

**Your plants:**

[Add new plant](#)

red maple-1

**red maple-1**

\* Plant Species ?

red maple

\* Nickname ?

red maple-1

Shade status ?

Mostly sun

Wild? ?

No

Watered? ?

Yes

Fertilized? ?

Yes

Planting date:

Month (MM):

Day (DD):

Year (YYYY): 2008

Delete?

Dead?

Comments

Save this plant

**Your plants:**

[Add new plant](#)

red maple-1

**red maple-1**

\* Plant Species ?

red maple

\* Nickname ?

red maple-1

Shade status ?

Mostly sun

Wild? ?

No

Watered? ?

Yes

Fertilized? ?

Yes

Planting date:

Month (MM):

Day (DD):

Year (YYYY): 2008

Delete?

Dead?

Comments

Save this plant

**Your plants:**

[Add new plant](#)

red maple-1

**red maple-1**

\* Plant Species ?

red maple

\* Nickname ?

red maple-1

Shade status ?

Mostly sun

Wild? ?

No

Watered? ?

Yes

Fertilized? ?

Yes

Planting date:

Month (MM):

Day (DD):

Year (YYYY): 2008

Delete?

Dead?

Comments

Save this plant



**Your plants:**

[Add new plant](#)

red maple-1

**red maple-1**

\* Plant Species ?

red maple

\* Nickname ?

red maple-1

Shade status ?

Mostly sun

Wild? ?

No

Watered? ?

Yes

Fertilized? ?

Yes

Planting date:

Month (MM):

Day (DD):

Year (YYYY): 2008

Delete?

Dead?

Comments

Save this plant

**Your plants:**

[Add new plant](#)

red maple-1

**red maple-1**

\* Plant Species ?

red maple

\* Nickname ?

red maple-1

Shade status ?

Mostly sun

Wild? ?

No

Watered? ?

Yes

Fertilized? ?

Yes

Planting date:

Month (MM):

Day (DD):

Year (YYYY): 2008

Delete?

Dead?

Comments

Save this plant

**Your plants:**

[Add new plant](#)

red maple-1

**red maple-1**

\* Plant Species ?

red maple

\* Nickname ?

red maple-1

Shade status ?

Mostly sun

Wild? ?

No

Watered? ?

Yes

Fertilized? ?

Yes

Planting date:

Month (MM):

Day (DD):



Year (YYYY): 2008

Delete?

Dead?

Comments

Save this plant

-  Nature's Notebook Home
-  My Account
-  Help
-  Download My Data



## Nature's Notebook Home

### My Sites

My Back Yard

Edit Site

Add a New Site

### My Plants & Animals

red maple-1

Add or Edit Plants

Add or Edit Animal Checklist

Sort Plants & Animals

Create Datasheets

Enter Observation Data

### Details for this Organism

red maple-1

red maple (*Acer rubrum*)

Site: My Back Yard

Wild? No

Shade? Mostly sun


Watered? Yes

Fertilized? Yes



View Species Profile

Create Single Datasheet (PDF)

-  Nature's Notebook Home
-  My Account
-  Help
-  Download My Data



## Nature's Notebook Home

### My Sites

My Back Yard

Edit Site

Add a New Site

### My Plants & Animals

red maple-1

Add or Edit Plants

Add or Edit Animal Checklist

Sort Plants & Animals

Create Datasheets

Enter Observation Data

### Details for this Organism

red maple-1




red maple (*Acer rubrum*)

Site: **My Back Yard**  
Wild? **No**  
Shade? **Mostly sun**  
Watered? **Yes**  
Fertilized? **Yes**



View Species Profile

Create Single Datasheet (PDF)

-  Nature's Notebook Home
-  My Account
-  Help
-  Download My Data



## Nature's Notebook Home

### My Sites

My Back Yard

Edit Site

Add a New Site

### My Plants & Animals

red maple-1

Add or Edit Plants

Add or Edit Animal Checklist

Sort Plants & Animals

Create Datasheets

Enter Observation Data

### Details for this Organism

red maple-1

red maple (*Acer rubrum*)

Site: **My Back Yard**  
Wild? **No**  
Shade? **Mostly sun**  
Watered? **Yes**  
Fertilized? **Yes**



View Species Profile

Create Single Datasheet (PDF)



-  Nature's Notebook Home
-  My Account
-  Help
-  Download My Data



## Nature's Notebook Home

### My Sites

- My Back Yard

Edit Site

Add a New Site

### My Plants & Animals

red maple-1

Add or Edit Plants

Add or Edit Animal Checklist

Sort Plants & Animals

Create Datasheets

Enter Observation Data

### Details for this Organism

red maple-1


red maple (*Acer rubrum*)

Site: **My Back Yard**  
Wild? **No**  
Shade? **Mostly sun**  
Watered? **Yes**  
Fertilized? **Yes**



View Species Profile

Create Single Datasheet (PDF)

-  Nature's Notebook Home
-  My Account
-  Help
-  Download My Data



## Nature's Notebook Home

### My Sites

- My Back Yard

Edit Site

Add a New Site

### My Plants & Animals

- red maple-1

Add or Edit Plants

Add or Edit Animal Checklist

Sort Plants & Animals

Create Datasheets

Enter Observation Data

### Details for this Organism

red maple-1





red maple (*Acer rubrum*)

Site: **My Back Yard**  
Wild? **No**  
Shade? **Mostly sun**  
Watered? **Yes**  
Fertilized? **Yes**



View Species Profile

Create Single Datasheet (PDF)

-  Nature's Notebook Home
-  My Account
-  Help
-  Download My Data



## Nature's Notebook Home

### My Sites

My Back Yard

Edit Site

Add a New Site

### My Plants & Animals

red maple-1

Add or Edit Plants

Add or Edit Animal Checklist

Sort Plants & Animals

Create Datasheets

Enter Observation Data

### Details for this Organism

red maple-1

red maple (*Acer rubrum*)


Site: My Back Yard

Wild? No

Shade? Mostly sun



Watered? Yes

Fertilized? Yes



View Species Profile

Create Single Datasheet (PDF)

-  Nature's Notebook Home
-  My Account
-  Help
-  Download My Data



## Nature's Notebook Home

### My Sites

My Back Yard

Edit Site

Add a New Site

### My Plants & Animals

red maple-1

Add or Edit Plants

Add or Edit Animal Checklist

Sort Plants & Animals

Create Datasheets

Enter Observation Data

### Details for this Organism

red maple-1

red maple (*Acer rubrum*)

Site: My Back Yard  
Wild? No  
Shade? Mostly sun  
Watered? Yes  
Fertilized? Yes



View Species Profile

Create Single Datasheet (PDF)

## Nature's Notebook Home

My Sites

My Back Yard

Edit Site

Add a New Site

### Create Datasheets

Use the checkboxes below to select which datasheets you would like to print, and then click "Create Datasheets".

Create All Datasheets:

Create Cover Sheet

Create Animal Checklist

Create Plant & Animal Phenophase Datasheets

[\[ Close \]](#)

[Not sure what to print?](#)


Create Datasheets

Enter Observation Data

ism

*rduelis tristis)*

Back Yard



Sheet (PDF)



## Nature's Notebook Home

My Sites

My Back Yard

Edit Site

Add a New Site

### Create Datasheets

Use the checkboxes below to select which datasheets you would like to print, and then click "Create Datasheets".

Create All Datasheets:

Create Cover Sheet

Create Animal Checklist

Create Plant & Animal Phenophase Datasheets

Create Datasheets

[\[ Close \]](#)

[Not sure what to print?](#)

Create Datasheets

Enter Observation Data



Cover Sheet

Site my yard Year 2010 Observer USA-NPN Observer

Directions:

On this Cover Sheet, please report information to describe each day you visit the site. On the Animal Checklist, please list the species of animals you are looking for at the site and record whether or not you saw or heard that sp.

Below, please fill observations on

w - walking; a s  
s - stationary; st  
a - area search:

If there is snow

After each visit,

Report your ob
Report your ar
Time spent
A
Report on sno
Is there
Is there
Chkd
Report your ob
Report your ar
Time spent
A
Report on sno
Is there
Is there
Chkd

n

# Trees and shrubs

Deciduous (with pollen)

### Breaking leaf buds

One or more breaking leaf buds are visible on the plant. A leaf bud is considered "unfolding" once the leaf stalk (petiole) or leaf base is visible. New small leaves may need to be bent backwards to see whether the leaf stalk or leaf base is visible. Do not include dried or dead leaves. *What proportion of the canopy is full with leaves?* Less than 3 (<3); 3 to 10 (3-10); More than 10 (>10)

### Leaves

One or more live unfolded leaves are visible on the plant. A leaf is considered "unfolding" once the leaf stalk (petiole) or leaf base is visible. New small leaves may need to be bent backwards to see whether the leaf stalk or leaf base is visible. Do not include dried or dead leaves. *What proportion of the canopy is full with leaves?* Less than 5% (<5); 5-24%; 25-49%; 50-74%; 75-94%; 95% or more (95+)

### Increasing leaf size

A majority of leaves on the plant have not yet reached their full size and are still growing larger. Do not include new leaves that continue to emerge at the ends of elongating stems throughout the growing season. *What proportion of full size are elongating stems throughout the growing season?* Less than 25% (<25); 25-49%; 50-74%; 75-94%; 95% or more (95+)

### Colored leaves

One or more leaves (including any that have recently fallen from the plant) have turned to their late-season colors. *What proportion of the canopy is still full with green leaves?* 95% or more (95+); 75-94%; 50-74%; 25-49%; 5-24%; Less than 5% (<5)

### Falling leaves

One or more leaves are falling or have recently fallen from the plant.

### Flowers

One or more fresh flowers or flower heads (inflorescences) are visible on the plant. Flower heads include many small flowers that usually do not open all at once. Do not include wilted or dried flowers that remain on the plant, or heads whose flowers have all wilted or dried. *How many fresh flowers or flower heads are present?* Less than 3 (<3); 3 to 10 (3-10); More than 10 (>10)

### Open flowers

One or more open fresh flowers are visible on the plant. Flowers are considered "open" when the reproductive parts (male stamens or female pistils) are visible between unfolded or open flower parts. Do not include wilted or dried flowers that remain on the plant. *How many fresh flowers are open?* Less than 3 (<3); 3 to 10 (3-10); More than 10 (>10); Peak flower (P): The plant has a large number of flowers and one half (50%) or more are open and still fresh.

# Plant Phenophase Datasheet

Directions: Fill in the date in the top row and circle the appropriate letter in the column below.

y (phenophase is occurring);  
n (phenophase is not occurring);  
? (not certain if the phenophase is occurring).

Do not circle anything if you did not check for the phenophase. In the adjacent blank, write in the appropriate measure of intensity or abundance for this phenophase (see left-hand column for details).

Species: \_\_\_\_\_  
Plant Nickname: \_\_\_\_\_  
Site: \_\_\_\_\_  
Year: \_\_\_\_\_  
Observer: \_\_\_\_\_

Do you see...?	Date:	Date:	Date:	Date:
Breaking leaf buds	y n ? _____	y n ? _____	y n ? _____	y n ? _____
Leaves	y n ? _____	y n ? _____	y n ? _____	y n ? _____
Increasing leaf size	y n ? _____	y n ? _____	y n ? _____	y n ? _____
Colored leaves	y n ? _____	y n ? _____	y n ? _____	y n ? _____
Falling leaves	y n ? _____	y n ? _____	y n ? _____	y n ? _____
Flowers	y n ? _____	y n ? _____	y n ? _____	y n ? _____
Open flowers	y n ? _____	y n ? _____	y n ? _____	y n ? _____
Pollen release	y n ? _____	y n ? _____	y n ? _____	y n ? _____
Fruits	y n ? _____	y n ? _____	y n ? _____	y n ? _____
Ripe fruits	y n ? _____	y n ? _____	y n ? _____	y n ? _____

# Trees and shrubs

Deciduous (with pollen)

## Breaking leaf buds

One or more breaking leaf buds are visible on the plant. A leaf bud is considered "breaking" once a green leaf tip is visible at the end of the bud, but before the first leaf from the bud has unfolded to expose the leaf stalk (petiole) or leaf base. *How many buds are breaking? Less than 3 (<3); 3 to 10 (3-10); More than 10 (>10)*

## Leaves

One or more live unfolded leaves are visible on the plant. A leaf is considered "unfolded" once the leaf stalk (petiole) or leaf base is visible. New small leaves may need to be bent backwards to see whether the leaf stalk or leaf base is visible. Do not include dried or dead leaves. *What proportion of the canopy is full with leaves? Less than 5% (<5); 5-24%; 25-49%; 50-74%; 75-94%; 95% or more (95+)*

## Increasing leaf size

A majority of leaves on the plant have not yet reached their full size and are still growing larger. Do not include new leaves that continue to emerge at the ends of elongating stems throughout the growing season. *What proportion of full size are most leaves? Less than 25% (<25); 25-49%; 50-74%; 75-94%; 95% or more (95+)*

## Colored leaves

One or more leaves (including any that have recently fallen from the plant) have turned to their late-season colors. *What proportion of the canopy is still full with green leaves? 95% or more (95+); 75-94%; 50-74%; 25-49%; 5-24%; Less than 5% (<5)*

## Falling leaves

One or more leaves are falling or have recently fallen from the plant.

## Flowers

One or more fresh flowers or flower heads (inflorescences) are visible on the plant. Flower heads include many small flowers that usually do not open all at once. Do not include wilted or dried flowers that remain on the plant, or heads whose flowers have all wilted or dried. *How many fresh flowers or flower heads are present? Less than 3 (<3); 3 to 10 (3-10); More than 10 (>10)*

## Open flowers

One or more open fresh flowers are visible on the plant. Flowers are considered "open" when the reproductive parts (male stamens or female pistils) are visible between unfolded or open flower parts. Do not include wilted or dried flowers that remain on the plant. *How many fresh flowers are open? Less than 3 (<3); 3 to 10 (3-10); More than 10 (>10); Peak flower (P): The plant has a large number of flowers and one half (50%) or more are open and still fresh.*

## Pollen release

One or more flowers on the plant release pollen when gently shaken or blown. *How many flowers release pollen? Less than 3 (<3); 3 to 10 (3-10); More than 10 (>10); Peak pollen (P): The plant has a large number of flowers and one half (50%) or more release pollen.*

## Fruits

One or more fresh fruits are visible on the plant. *How many fresh fruits are present? Less than 3 (<3); 3 to 10 (3-10); More than 10 (>10)*

## Ripe fruits

One or more ripe fruits are visible on the plant. *How many fruits are ripe? Less than 3 (<3); 3 to 10 (3-10); More than 10 (>10)*

## Recent fruit drop

One or more fresh mature fruits or seeds have dropped or been removed from the plant since your last visit. Do not include obviously immature fruits that have dropped before ripening, such as in a heavy rain or wind. *How many mature fruits have dropped? Less than 3 (<3); 3 to 10 (3-10); More than 10 (>10)*

Please see the species profile page for complete information about the phenophases for each species.

# Plant Phenophase Datasheet

**Directions:** Fill in the date in the top row and circle the appropriate letter in the column below.

**y** (phenophase is occurring);

**n** (phenophase is not occurring);

**?** (not certain if the phenophase is occurring).

Do not circle anything if you did not check for the phenophase. In the adjacent blank, write in the appropriate measure of intensity or abundance for this phenophase (see left-hand column for details).



**Species:** Red Maple

**Plant Nickname:** red maple-1

**Site:** My Back Yard

**Year:** 2011

**Observer:** USA-NPN Observer

Do you see...?	Date:	Date:	Date:	Date:	Date:
Breaking leaf buds	y n ? ____	y n ? ____	y n ? ____	y n ? ____	y n ? ____
Leaves	y n ? ____	y n ? ____	y n ? ____	y n ? ____	y n ? ____
Increasing leaf size	y n ? ____	y n ? ____	y n ? ____	y n ? ____	y n ? ____
Colored leaves	y n ? ____	y n ? ____	y n ? ____	y n ? ____	y n ? ____
Falling leaves	y n ? ____	y n ? ____	y n ? ____	y n ? ____	y n ? ____
Flowers	y n ? ____	y n ? ____	y n ? ____	y n ? ____	y n ? ____
Open flowers	y n ? ____	y n ? ____	y n ? ____	y n ? ____	y n ? ____
Pollen release	y n ? ____	y n ? ____	y n ? ____	y n ? ____	y n ? ____
Fruits	y n ? ____	y n ? ____	y n ? ____	y n ? ____	y n ? ____
Ripe fruits	y n ? ____	y n ? ____	y n ? ____	y n ? ____	y n ? ____
Recent fruit drop	y n ? ____	y n ? ____	y n ? ____	y n ? ____	y n ? ____
Check when data entered online:	<input type="checkbox"/>	<input type="checkbox"/>	<input type="checkbox"/>	<input type="checkbox"/>	<input type="checkbox"/>
<b>Comments:</b>					

# Trees and shrubs

Deciduous (with pollen)

## Breaking leaf buds

One or more breaking leaf buds are visible on the plant. A leaf bud is considered "breaking" once a green leaf tip is visible at the end of the bud, but before the first leaf from the bud has unfolded to expose the leaf stalk (petiole) or leaf base. *How many buds are breaking? Less than 3 (<3); 3 to 10 (3-10); More than 10 (>10)*

## Leaves

One or more live unfolded leaves are visible on the plant. A leaf is considered "unfolded" once the leaf stalk (petiole) or leaf base is visible. New small leaves may need to be bent backwards to see whether the leaf stalk or leaf base is visible. Do not include dried or dead leaves. *What proportion of the canopy is full with leaves? Less than 5% (<5); 5-24%; 25-49%; 50-74%; 75-94%; 95% or more (95+)*

## Increasing leaf size

A majority of leaves on the plant have not yet reached their full size and are still growing larger. Do not include new leaves that continue to emerge at the ends of elongating stems throughout the growing season. *What proportion of full size are most leaves? Less than 25% (<25); 25-49%; 50-74%; 75-94%; 95% or more (95+)*

## Colored leaves

One or more leaves (including any that have recently fallen from the plant) have turned to their late-season colors. *What proportion of the canopy is still full with green leaves? 95% or more (95+); 75-94%; 50-74%; 25-49%; 5-24%; Less than 5% (<5)*

## Falling leaves

One or more leaves are falling or have recently fallen from the plant.

## Flowers

One or more fresh flowers or flower heads (inflorescences) are visible on the plant. Flower heads include many small flowers that usually do not open all at once. Do not include wilted or dried flowers that remain on the plant, or heads whose flowers have all wilted or dried. *How many fresh flowers or flower heads are present? Less than 3 (<3); 3 to 10 (3-10); More than 10 (>10)*

## Open flowers

One or more open fresh flowers are visible on the plant. Flowers are considered "open" when the reproductive parts (male stamens or female pistils) are visible between unfolded or open flower parts. Do not include wilted or dried flowers that remain on the plant. *How many fresh flowers are open? Less than 3 (<3); 3 to 10 (3-10); More than 10 (>10); Peak flower (P): The plant has a large number of flowers and one half (50%) or more are open and still fresh.*

## Pollen release

One or more flowers on the plant release pollen when gently shaken or blown. *How many flowers release pollen? Less than 3 (<3); 3 to 10 (3-10); More than 10 (>10); Peak pollen (P): The plant has a large number of flowers and one half (50%) or more release pollen.*

## Fruits

One or more fresh fruits are visible on the plant. *How many fresh fruits are present? Less than 3 (<3); 3 to 10 (3-10); More than 10 (>10)*

## Ripe fruits

One or more ripe fruits are visible on the plant. *How many fruits are ripe? Less than 3 (<3); 3 to 10 (3-10); More than 10 (>10)*

## Recent fruit drop

One or more fresh mature fruits or seeds have dropped or been removed from the plant since your last visit. Do not include obviously immature fruits that have dropped before ripening, such as in a heavy rain or wind. *How many mature fruits have dropped? Less than 3 (<3); 3 to 10 (3-10); More than 10 (>10)*

Please see the species profile page for complete information about the phenophases for each species.

# Plant Phenophase Datasheet

**Directions:** Fill in the date in the top row and circle the appropriate letter in the column below.

**y** (phenophase is occurring);  
**n** (phenophase is not occurring);  
**?** (not certain if the phenophase is occurring).

Do not circle anything if you did not check for the phenophase. In the adjacent blank, write in the appropriate measure of intensity or abundance for this phenophase (see left-hand column for details).



**Species:** Red Maple

**Plant Nickname:** red maple-1

**Site:** My Back Yard

**Year:** 2011

**Observer:** USA-NPN Observer

Do you see...?	Date:	Date:	Date:	Date:	Date:
Breaking leaf buds	y n ? ____	y n ? ____	y n ? ____	y n ? ____	y n ? ____
Leaves	y n ? ____	y n ? ____	y n ? ____	y n ? ____	y n ? ____
Increasing leaf size	y n ? ____	y n ? ____	y n ? ____	y n ? ____	y n ? ____
Colored leaves	y n ? ____	y n ? ____	y n ? ____	y n ? ____	y n ? ____
Falling leaves	y n ? ____	y n ? ____	y n ? ____	y n ? ____	y n ? ____
Flowers	y n ? ____	y n ? ____	y n ? ____	y n ? ____	y n ? ____
Open flowers	y n ? ____	y n ? ____	y n ? ____	y n ? ____	y n ? ____
Pollen release	y n ? ____	y n ? ____	y n ? ____	y n ? ____	y n ? ____
Fruits	y n ? ____	y n ? ____	y n ? ____	y n ? ____	y n ? ____
Ripe fruits	y n ? ____	y n ? ____	y n ? ____	y n ? ____	y n ? ____
Recent fruit drop	y n ? ____	y n ? ____	y n ? ____	y n ? ____	y n ? ____
Check when data entered online:	<input type="checkbox"/>	<input type="checkbox"/>	<input type="checkbox"/>	<input type="checkbox"/>	<input type="checkbox"/>
<b>Comments:</b>					



# Trees and shrubs

Deciduous (with pollen)

## Breaking leaf buds

One or more breaking leaf buds are visible on the plant. A leaf bud is considered "breaking" once a green leaf tip is visible at the end of the bud, but before the first leaf from the bud has unfolded to expose the leaf stalk (petiole) or leaf base. *How many buds are breaking? Less than 3 (<3); 3 to 10 (3-10); More than 10 (>10)*

## Leaves

One or more live unfolded leaves are visible on the plant. A leaf is considered "unfolded" once the leaf stalk (petiole) or leaf base is visible. New small leaves may need to be bent backwards to see whether the leaf stalk or leaf base is visible. Do not include dried or dead leaves. *What proportion of the canopy is full with leaves? Less than 5% (<5); 5-24%; 25-49%; 50-74%; 75-94%; 95% or more (95+)*

## Increasing leaf size

A majority of leaves on the plant have not yet reached their full size and are still growing larger. Do not include new leaves that continue to emerge at the ends of elongating stems throughout the growing season. *What proportion of full size are most leaves? Less than 25% (<25); 25-49%; 50-74%; 75-94%; 95% or more (95+)*

## Colored leaves

One or more leaves (including any that have recently fallen from the plant) have turned to their late-season colors. *What proportion of the canopy is still full with green leaves? 95% or more (95+); 75-94%; 50-74%; 25-49%; 5-24%; Less than 5% (<5)*

## Falling leaves

One or more leaves are falling or have recently fallen from the plant.

## Flowers

One or more fresh flowers or flower heads (inflorescences) are visible on the plant. Flower heads include many small flowers that usually do not open all at once. Do not include wilted or dried flowers that remain on the plant, or heads whose flowers have all wilted or dried. *How many fresh flowers or flower heads are present? Less than 3 (<3); 3 to 10 (3-10); More than 10 (>10)*

## Open flowers

One or more open fresh flowers are visible on the plant. Flowers are considered "open" when the reproductive parts (male stamens or female pistils) are visible between unfolded or open flower parts. Do not include wilted or dried flowers that remain on the plant. *How many fresh flowers are open? Less than 3 (<3); 3 to 10 (3-10); More than 10 (>10); Peak flower (P): The plant has a large number of flowers and one half (50%) or more are open and still fresh.*

## Pollen release

One or more flowers on the plant release pollen when gently shaken or blown. *How many flowers release pollen? Less than 3 (<3); 3 to 10 (3-10); More than 10 (>10); Peak pollen (P): The plant has a large number of flowers and one half (50%) or more release pollen.*

## Fruits

One or more fresh fruits are visible on the plant. *How many fresh fruits are present? Less than 3 (<3); 3 to 10 (3-10); More than 10 (>10)*

## Ripe fruits

One or more ripe fruits are visible on the plant. *How many fruits are ripe? Less than 3 (<3); 3 to 10 (3-10); More than 10 (>10)*

## Recent fruit drop

One or more fresh mature fruits or seeds have dropped or been removed from the plant since your last visit. Do not include obviously immature fruits that have dropped before ripening, such as in a heavy rain or wind. *How many mature fruits have dropped? Less than 3 (<3); 3 to 10 (3-10); More than 10 (>10)*

Please see the species profile page for complete information about the phenophases for each species.

# Plant Phenophase Datasheet

**Directions:** Fill in the date in the top row and circle the appropriate letter in the column below.

**y** (phenophase is occurring);  
**n** (phenophase is not occurring);  
**?** (not certain if the phenophase is occurring).

Do not circle anything if you did not check for the phenophase. In the adjacent blank, write in the appropriate measure of intensity or abundance for this phenophase (see left-hand column for details).



Species: Red Maple

Plant Nickname: red maple-1

Site: My Back Yard

Year: 2011

Observer: USA-NPN Observer

Do you see...?	Date:	Date:	Date:	Date:	Date:
Breaking leaf buds	y n ? ____	y n ? ____	y n ? ____	y n ? ____	y n ? ____
Leaves	y n ? ____	y n ? ____	y n ? ____	y n ? ____	y n ? ____
Increasing leaf size	y n ? ____	y n ? ____	y n ? ____	y n ? ____	y n ? ____
Colored leaves	y n ? ____	y n ? ____	y n ? ____	y n ? ____	y n ? ____
Falling leaves	y n ? ____	y n ? ____	y n ? ____	y n ? ____	y n ? ____
Flowers	y n ? ____	y n ? ____	y n ? ____	y n ? ____	y n ? ____
Open flowers	y n ? ____	y n ? ____	y n ? ____	y n ? ____	y n ? ____
Pollen release	y n ? ____	y n ? ____	y n ? ____	y n ? ____	y n ? ____
Fruits	y n ? ____	y n ? ____	y n ? ____	y n ? ____	y n ? ____
Ripe fruits	y n ? ____	y n ? ____	y n ? ____	y n ? ____	y n ? ____
Recent fruit drop	y n ? ____	y n ? ____	y n ? ____	y n ? ____	y n ? ____
Check when data entered online:	<input type="checkbox"/>	<input type="checkbox"/>	<input type="checkbox"/>	<input type="checkbox"/>	<input type="checkbox"/>
Comments:					

# Trees and shrubs

Deciduous (with pollen)

## Breaking leaf buds

One or more breaking leaf buds are visible on the plant. A leaf bud is considered "breaking" once a green leaf tip is visible at the end of the bud, but before the first leaf from the bud has unfolded to expose the leaf stalk (petiole) or leaf base. *How many buds are breaking?* Less than 3 (<3); 3 to 10 (3-10); More than 10 (>10)

## Leaves

One or more live unfolded leaves are visible on the plant. A leaf is considered "unfolded" once the leaf stalk (petiole) or leaf base is visible. New small leaves may need to be bent backwards to see whether the leaf stalk or leaf base is visible. Do not include dried or dead leaves. *What proportion of the canopy is full with leaves?* Less than 5% (<5); 5-24%; 25-49%; 50-74%; 75-94%; 95% or more (95+)

## Increasing leaf size

A majority of leaves on the plant have not yet reached their full size and are still growing larger. Do not include new leaves that continue to emerge at the ends of elongating stems throughout the growing season. *What proportion of full size are most leaves?* Less than 25% (<25); 25-49%; 50-74%; 75-94%; 95% or more (95+)

## Colored leaves

One or more leaves (including any that have recently fallen from the plant) have turned to their late-season colors. *What proportion of the canopy is still full with green leaves?* 95% or more (95+); 75-94%; 50-74%; 25-49%; 5-24%; Less than 5% (<5)

## Falling leaves

One or more leaves are falling or have recently fallen from the plant.

## Flowers

One or more fresh flowers or flower heads (inflorescences) are visible on the plant. Flower heads include many small flowers that usually do not open all at once. Do not include wilted or dried flowers that remain on the plant, or heads whose flowers have all wilted or dried. *How many fresh flowers or flower heads are present?* Less than 3 (<3); 3 to 10 (3-10); More than 10 (>10)

## Open flowers

One or more open fresh flowers are visible on the plant. Flowers are considered "open" when the reproductive parts (male stamens or female pistils) are visible between unfolded or open flower parts. Do not include wilted or dried flowers that remain on the plant. *How many fresh flowers are open?* Less than 3 (<3); 3 to 10 (3-10); More than 10 (>10); *Peak flower (P):* The plant has a large number of flowers and one half (50%) or more are open and still fresh.

## Pollen release

One or more flowers on the plant release pollen when gently shaken or blown. *How many flowers release pollen?* Less than 3 (<3); 3 to 10 (3-10); More than 10 (>10); *Peak pollen (P):* The plant has a large number of flowers and one half (50%) or more release pollen.

## Fruits

One or more fresh fruits are visible on the plant. *How many fresh fruits are present?* Less than 3 (<3); 3 to 10 (3-10); More than 10 (>10)

## Ripe fruits

One or more ripe fruits are visible on the plant. *How many fruits are ripe?* Less than 3 (<3); 3 to 10 (3-10); More than 10 (>10)

## Recent fruit drop

One or more fresh mature fruits or seeds have dropped or been removed from the plant since your last visit. Do not include obviously immature fruits that have dropped before ripening, such as in a heavy rain or wind. *How many mature fruits have dropped?* Less than 3 (<3); 3 to 10 (3-10); More than 10 (>10)

Please see the species profile page for complete information about the phenophases for each species.

# Plant Phenophase Datasheet

**Directions:** Fill in the date in the top row and circle the appropriate letter in the column below.

**y** (phenophase is occurring);  
**n** (phenophase is not occurring);  
**?** (not certain if the phenophase is occurring).

Do not circle anything if you did not check for the phenophase. In the adjacent blank, write in the appropriate measure of intensity or abundance for this phenophase (see left-hand column for details).



**Species:** Red Maple

**Plant Nickname:** red maple-1

**Site:** My Back Yard

**Year:** 2011

**Observer:** USA-NPN Observer

Do you see...?	Date:	Date:	Date:	Date:	Date:
Breaking leaf buds	y n ? ____	y n ? ____	y n ? ____	y n ? ____	y n ? ____
Leaves	y n ? ____	y n ? ____	y n ? ____	y n ? ____	y n ? ____
Increasing leaf size	y n ? ____	y n ? ____	y n ? ____	y n ? ____	y n ? ____
Colored leaves	y n ? ____	y n ? ____	y n ? ____	y n ? ____	y n ? ____
Falling leaves	y n ? ____	y n ? ____	y n ? ____	y n ? ____	y n ? ____
Flowers	y n ? ____	y n ? ____	y n ? ____	y n ? ____	y n ? ____
Open flowers	y n ? ____	y n ? ____	y n ? ____	y n ? ____	y n ? ____
Pollen release	y n ? ____	y n ? ____	y n ? ____	y n ? ____	y n ? ____
Fruits	y n ? ____	y n ? ____	y n ? ____	y n ? ____	y n ? ____
Ripe fruits	y n ? ____	y n ? ____	y n ? ____	y n ? ____	y n ? ____
Recent fruit drop	y n ? ____	y n ? ____	y n ? ____	y n ? ____	y n ? ____
Check when data entered online:	<input type="checkbox"/>	<input type="checkbox"/>	<input type="checkbox"/>	<input type="checkbox"/>	<input type="checkbox"/>
<b>Comments:</b>					

# Trees and shrubs

Deciduous (with pollen)

## Breaking leaf buds

One or more breaking leaf buds are visible on the plant. A leaf bud is considered "breaking" once a green leaf tip is visible at the end of the bud, but before the first leaf from the bud has unfolded to expose the leaf stalk (petiole) or leaf base. *How many buds are breaking? Less than 3 (<3); 3 to 10 (3-10); More than 10 (>10)*

## Leaves

One or more live unfolded leaves are visible on the plant. A leaf is considered "unfolded" once the leaf stalk (petiole) or leaf base is visible. New small leaves may need to be bent backwards to see whether the leaf stalk or leaf base is visible. Do not include dried or dead leaves. *What proportion of the canopy is full with leaves? Less than 5% (<5); 5-24%; 25-49%; 50-74%; 75-94%; 95% or more (95+)*

## Increasing leaf size

A majority of leaves on the plant have not yet reached their full size and are still growing larger. Do not include new leaves that continue to emerge at the ends of elongating stems throughout the growing season. *What proportion of full size are most leaves? Less than 25% (<25); 25-49%; 50-74%; 75-94%; 95% or more (95+)*

## Colored leaves

One or more leaves (including any that have recently fallen from the plant) have turned to their late-season colors. *What proportion of the canopy is still full with green leaves? 95% or more (95+); 75-94%; 50-74%; 25-49%; 5-24%; Less than 5% (<5)*

## Falling leaves

One or more leaves are falling or have recently fallen from the plant.

## Flowers

One or more fresh flowers or flower heads (inflorescences) are visible on the plant. Flower heads include many small flowers that usually do not open all at once. Do not include wilted or dried flowers that remain on the plant, or heads whose flowers have all wilted or dried. *How many fresh flowers or flower heads are present? Less than 3 (<3); 3 to 10 (3-10); More than 10 (>10)*

## Open flowers

One or more open fresh flowers are visible on the plant. Flowers are considered "open" when the reproductive parts (male stamens or female pistils) are visible between unfolded or open flower parts. Do not include wilted or dried flowers that remain on the plant. *How many fresh flowers are open? Less than 3 (<3); 3 to 10 (3-10); More than 10 (>10); Peak flower (P): The plant has a large number of flowers and one half (50%) or more are open and still fresh.*

## Pollen release

One or more flowers on the plant release pollen when gently shaken or blown. *How many flowers release pollen? Less than 3 (<3); 3 to 10 (3-10); More than 10 (>10); Peak pollen (P): The plant has a large number of flowers and one half (50%) or more release pollen.*

## Fruits

One or more fresh fruits are visible on the plant. *How many fresh fruits are present? Less than 3 (<3); 3 to 10 (3-10); More than 10 (>10)*

## Ripe fruits

One or more ripe fruits are visible on the plant. *How many fruits are ripe? Less than 3 (<3); 3 to 10 (3-10); More than 10 (>10)*

## Recent fruit drop

One or more fresh mature fruits or seeds have dropped or been removed from the plant since your last visit. Do not include obviously immature fruits that have dropped before ripening, such as in a heavy rain or wind. *How many mature fruits have dropped? Less than 3 (<3); 3 to 10 (3-10); More than 10 (>10)*

Please see the species profile page for complete information about the phenophases for each species.

# Plant Phenophase Datasheet

**Directions:** Fill in the date in the top row and circle the appropriate letter in the column below.

**y** (phenophase is occurring);  
**n** (phenophase is not occurring);  
**?** (not certain if the phenophase is occurring).

Do not circle anything if you did not check for the phenophase. In the adjacent blank, write in the appropriate measure of intensity or abundance for this phenophase (see left-hand column for details).



**Species:** Red Maple

**Plant Nickname:** red maple-1

**Site:** My Back Yard

**Year:** 2011

**Observer:** USA-NPN Observer

Do you see...?	Date:	Date:	Date:	Date:	Date:
Breaking leaf buds	y n ? ____	y n ? ____	y n ? ____	y n ? ____	y n ? ____
Leaves	y n ? ____	y n ? ____	y n ? ____	y n ? ____	y n ? ____
Increasing leaf size	y n ? ____	y n ? ____	y n ? ____	y n ? ____	y n ? ____
Colored leaves	y n ? ____	y n ? ____	y n ? ____	y n ? ____	y n ? ____
Falling leaves	y n ? ____	y n ? ____	y n ? ____	y n ? ____	y n ? ____
Flowers	y n ? ____	y n ? ____	y n ? ____	y n ? ____	y n ? ____
Open flowers	y n ? ____	y n ? ____	y n ? ____	y n ? ____	y n ? ____
Pollen release	y n ? ____	y n ? ____	y n ? ____	y n ? ____	y n ? ____
Fruits	y n ? ____	y n ? ____	y n ? ____	y n ? ____	y n ? ____
Ripe fruits	y n ? ____	y n ? ____	y n ? ____	y n ? ____	y n ? ____
Recent fruit drop	y n ? ____	y n ? ____	y n ? ____	y n ? ____	y n ? ____
Check when data entered online:	<input type="checkbox"/>	<input type="checkbox"/>	<input type="checkbox"/>	<input type="checkbox"/>	<input type="checkbox"/>
<b>Comments:</b>					



# Trees and shrubs

Deciduous (with pollen)

## Breaking leaf buds

One or more breaking leaf buds are visible on the plant. A leaf bud is considered "breaking" once a green leaf tip is visible at the end of the bud, but before the first leaf from the bud has unfolded to expose the leaf stalk (petiole) or leaf base. *How many buds are breaking? Less than 3 (<3); 3 to 10 (3-10); More than 10 (>10)*

## Leaves

One or more live unfolded leaves are visible on the plant. A leaf is considered "unfolded" once the leaf stalk (petiole) or leaf base is visible. New small leaves may need to be bent backwards to see whether the leaf stalk or leaf base is visible. Do not include dried or dead leaves. *What proportion of the canopy is full with leaves? Less than 5% (<5); 5-24%; 25-49%; 50-74%; 75-94%; 95% or more (95+)*

## Increasing leaf size

A majority of leaves on the plant have not yet reached their full size and are still growing larger. Do not include new leaves that continue to emerge at the ends of elongating stems throughout the growing season. *What proportion of full size are most leaves? Less than 25% (<25); 25-49%; 50-74%; 75-94%; 95% or more (95+)*

## Colored leaves

One or more leaves (including any that have recently fallen from the plant) have turned to their late-season colors. *What proportion of the canopy is still full with green leaves? 95% or more (95+); 75-94%; 50-74%; 25-49%; 5-24%; Less than 5% (<5)*

## Falling leaves

One or more leaves are falling or have recently fallen from the plant.

## Flowers

One or more fresh flowers or flower heads (inflorescences) are visible on the plant. Flower heads include many small flowers that usually do not open all at once. Do not include wilted or dried flowers that remain on the plant, or heads whose flowers have all wilted or dried. *How many fresh flowers or flower heads are present? Less than 3 (<3); 3 to 10 (3-10); More than 10 (>10)*

## Open flowers

One or more open fresh flowers are visible on the plant. Flowers are considered "open" when the reproductive parts (male stamens or female pistils) are visible between unfolded or open flower parts. Do not include wilted or dried flowers that remain on the plant. *How many fresh flowers are open? Less than 3 (<3); 3 to 10 (3-10); More than 10 (>10); Peak flower (P): The plant has a large number of flowers and one half (50%) or more are open and still fresh.*

## Pollen release

One or more flowers on the plant release pollen when gently shaken or blown. *How many flowers release pollen? Less than 3 (<3); 3 to 10 (3-10); More than 10 (>10); Peak pollen (P): The plant has a large number of flowers and one half (50%) or more release pollen.*

## Fruits

One or more fresh fruits are visible on the plant. *How many fresh fruits are present? Less than 3 (<3); 3 to 10 (3-10); More than 10 (>10)*

## Ripe fruits

One or more ripe fruits are visible on the plant. *How many fruits are ripe? Less than 3 (<3); 3 to 10 (3-10); More than 10 (>10)*

## Recent fruit drop

One or more fresh mature fruits or seeds have dropped or been removed from the plant since your last visit. Do not include obviously immature fruits that have dropped before ripening, such as in a heavy rain or wind. *How many mature fruits have dropped? Less than 3 (<3); 3 to 10 (3-10); More than 10 (>10)*

Please see the species profile page for complete information about the phenophases for each species.

# Plant Phenophase Datasheet

**Directions:** Fill in the date in the top row and circle the appropriate letter in the column below.

**y** (phenophase is occurring);  
**n** (phenophase is not occurring);  
**?** (not certain if the phenophase is occurring).

Do not circle anything if you did not check for the phenophase. In the adjacent blank, write in the appropriate measure of intensity or abundance for this phenophase (see left-hand column for details).



**Species:** Red Maple  
**Plant Nickname:** red maple-1  
**Site:** My Back Yard  
**Year:** 2011  
**Observer:** USA-NPN Observer

Do you see...?	Date:	Date:	Date:	Date:	Date:
Breaking leaf buds	y n ? ____	y n ? ____	y n ? ____	y n ? ____	y n ? ____
Leaves	y n ? ____	y n ? ____	y n ? ____	y n ? ____	y n ? ____
Increasing leaf size	y n ? ____	y n ? ____	y n ? ____	y n ? ____	y n ? ____
Colored leaves	y n ? ____	y n ? ____	y n ? ____	y n ? ____	y n ? ____
Falling leaves	y n ? ____	y n ? ____	y n ? ____	y n ? ____	y n ? ____
Flowers	y n ? ____	y n ? ____	y n ? ____	y n ? ____	y n ? ____
Open flowers	y n ? ____	y n ? ____	y n ? ____	y n ? ____	y n ? ____
Pollen release	y n ? ____	y n ? ____	y n ? ____	y n ? ____	y n ? ____
Fruits	y n ? ____	y n ? ____	y n ? ____	y n ? ____	y n ? ____
Ripe fruits	y n ? ____	y n ? ____	y n ? ____	y n ? ____	y n ? ____
Recent fruit drop	y n ? ____	y n ? ____	y n ? ____	y n ? ____	y n ? ____
Check when data entered online:	<input type="checkbox"/>	<input type="checkbox"/>	<input type="checkbox"/>	<input type="checkbox"/>	<input type="checkbox"/>
<b>Comments:</b>					

# Trees and shrubs

Deciduous (with pollen)

## Breaking leaf buds

One or more breaking leaf buds are visible on the plant. A leaf bud is considered "breaking" once a green leaf tip is visible at the end of the bud, but before the first leaf from the bud has unfolded to expose the leaf stalk (petiole) or leaf base. *How many buds are breaking? Less than 3 (<3); 3 to 10 (3-10); More than 10 (>10)*

## Leaves

One or more live unfolded leaves are visible on the plant. A leaf is considered "unfolded" once the leaf stalk (petiole) or leaf base is visible. New small leaves may need to be bent backwards to see whether the leaf stalk or leaf base is visible. Do not include dried or dead leaves. *What proportion of the canopy is full with leaves? Less than 5% (<5); 5-24%; 25-49%; 50-74%; 75-94%; 95% or more (95+)*

## Increasing leaf size

A majority of leaves on the plant have not yet reached their full size and are still growing larger. Do not include new leaves that continue to emerge at the ends of elongating stems throughout the growing season. *What proportion of full size are most leaves? Less than 25% (<25); 25-49%; 50-74%; 75-94%; 95% or more (95+)*

## Colored leaves

One or more leaves (including any that have recently fallen from the plant) have turned to their late-season colors. *What proportion of the canopy is still full with green leaves? 95% or more (95+); 75-94%; 50-74%; 25-49%; 5-24%; Less than 5% (<5)*

## Falling leaves

One or more leaves are falling or have recently fallen from the plant.

## Flowers

One or more fresh flowers or flower heads (inflorescences) are visible on the plant. Flower heads include many small flowers that usually do not open all at once. Do not include wilted or dried flowers that remain on the plant, or heads whose flowers have all wilted or dried. *How many fresh flowers or flower heads are present? Less than 3 (<3); 3 to 10 (3-10); More than 10 (>10)*

## Open flowers

One or more open fresh flowers are visible on the plant. Flowers are considered "open" when the reproductive parts (male stamens or female pistils) are visible between unfolded or open flower parts. Do not include wilted or dried flowers that remain on the plant. *How many fresh flowers are open? Less than 3 (<3); 3 to 10 (3-10); More than 10 (>10); Peak flower (P): The plant has a large number of flowers and one half (50%) or more are open and still fresh.*

## Pollen release

One or more flowers on the plant release pollen when gently shaken or blown. *How many flowers release pollen? Less than 3 (<3); 3 to 10 (3-10); More than 10 (>10); Peak pollen (P): The plant has a large number of flowers and one half (50%) or more release pollen.*

## Fruits

One or more fresh fruits are visible on the plant. *How many fresh fruits are present? Less than 3 (<3); 3 to 10 (3-10); More than 10 (>10)*

## Ripe fruits

One or more ripe fruits are visible on the plant. *How many ripe fruits are present? Less than 3 (<3); 3 to 10 (3-10); More than 10 (>10)*

## Recent fruit drop

One or more fresh mature fruits or seeds have dropped or been removed from the plant since your last visit. Do not include obviously immature fruits that have dropped before ripening, such as in a heavy rain or wind. *How many mature fruits have dropped? Less than 3 (<3); 3 to 10 (3-10); More than 10 (>10)*

Please see the species profile page for complete information about the phenophases for each species.

# Plant Phenophase Datasheet

**Directions:** Fill in the date in the top row and circle the appropriate letter in the column below.

**y** (phenophase is occurring);  
**n** (phenophase is not occurring);  
**?** (not certain if the phenophase is occurring).

Do not circle anything if you did not check for the phenophase. In the adjacent blank, write in the appropriate measure of intensity or abundance for this phenophase (see left-hand column for details).



**Species:** Red Maple



**Plant Nickname:** red maple-1

**Site:** My Back Yard

**Year:** 2011

**Observer:** USA-NPN Observer

Do you see...?	Date:	Date:	Date:	Date:	Date:
Breaking leaf buds	y n ? ____	y n ? ____	y n ? ____	y n ? ____	y n ? ____
Leaves	y n ? ____	y n ? ____	y n ? ____	y n ? ____	y n ? ____
Increasing leaf size	y n ? ____	y n ? ____	y n ? ____	y n ? ____	y n ? ____
Colored leaves	y n ? ____	y n ? ____	y n ? ____	y n ? ____	y n ? ____
Falling leaves	y n ? ____	y n ? ____	y n ? ____	y n ? ____	y n ? ____
Flowers	y n ? ____	y n ? ____	y n ? ____	y n ? ____	y n ? ____
Open flowers	y n ? ____	y n ? ____	y n ? ____	y n ? ____	y n ? ____
Pollen release	y n ? ____	y n ? ____	y n ? ____	y n ? ____	y n ? ____
Fruits	y n ? ____	y n ? ____	y n ? ____	y n ? ____	y n ? ____
Ripe fruits	y n ? ____	y n ? ____	y n ? ____	y n ? ____	y n ? ____
Recent fruit drop	y n ? ____	y n ? ____	y n ? ____	y n ? ____	y n ? ____
Check when data entered online:	<input type="checkbox"/>	<input type="checkbox"/>	<input type="checkbox"/>	<input type="checkbox"/>	<input type="checkbox"/>
<b>Comments:</b>					

-  Nature's Notebook Home
-  My Account
-  Help
-  Download My Data



## Nature's Notebook Home

### My Sites

My Back Yard

Edit Site

Add a New Site

### My Plants & Animals

red maple-1

Add or Edit Plants

Add or Edit Animal Checklist

Sort Plants & Animals

Create Datasheets

Enter Observation Data

### Details for this Organism

red maple-1



red maple (*Acer rubrum*)

Site: My Back Yard  
Wild? No  
Shade? Mostly sun  
Watered? Yes  
Fertilized? Yes



View Species Profile

Create Single Datasheet (PDF)

-  Nature's Notebook Home
-  My Account
-  Help
-  Download My Data



## Nature's Notebook Home

### My Sites

My Back Yard

Edit Site

Add a New Site

### My Plants & Animals

red maple-1

Add or Edit Plants

Add or Edit Animal Checklist

Sort Plants & Animals

Create Datasheets

Enter Observation Data

### Details for this Organism

red maple-1

red maple (*Acer rubrum*)

Site: My Back Yard  
Wild? No  
Shade? Mostly sun  
Watered? Yes  
Fertilized? Yes



View Species Profile

Create Single Datasheet (PDF)



## Nature's Notebook Home

My Sites

My Back Yard

Edit Site

Add a New Site

### Create Datasheets

Use the checkboxes below to select which datasheets you would like to print, and then click "Create Datasheets".

Create All Datasheets:

Create Cover Sheet

Create Animal Checklist

Create Plant & Animal Phenophase Datasheets

[\[ Close \]](#)

[Not sure what to print?](#)

Create Datasheets


Enter Observation Data

sm

*rduelis tristis)*

Back Yard

Sheet (PDF)

-  Nature's Notebook Home
-  My Account
-  Help
-  Download My Data



## Nature's Notebook Home

### My Sites

- My Back Yard

Edit Site

Add a New Site

### My Plants & Animals

- red maple-1

Add or Edit Plants

Add or Edit Animal Checklist

Sort Plants & Animals

Create Datasheets

Enter Observation Data

### Details for this Organism

**red maple-1**

red maple (*Acer rubrum*)



Site: **My Back Yard**  
Wild? **No**  
Shade? **Mostly sun**  
Watered? **Yes**  
Fertilized? **Yes**



View Species Profile

Create Single Datasheet (PDF)



-  Nature's Notebook Home
-  My Account
-  Help
-  Download My Data



## Nature's Notebook Home

### My Sites

My Back Yard

Edit Site

Add a New Site

### My Plants & Animals

red maple-1

Add or Edit Plants

Add or Edit Animal Checklist

Sort Plants & Animals

Create Datasheet

Enter Observation Data

### Details for this Organism

red maple-1

red maple (*Acer rubrum*)

Site: **My Back Yard**  
Wild? **No**  
Shade? **Mostly sun**  
Watered? **Yes**  
Fertilized? **Yes**



View Species Profile

Create Single Datasheet (PDF)

## Enter Observations

To submit observations fill out the form below. For help, scroll over (i) icons and row headers. Click on each species name to expand the phenophase reporting section. After you finish reporting, you can collapse the section again. When you have completed the form, click "Submit observations." Submitted observations will show in blue, but maybe edited ([more info](#)).

For each phenophase listed, click: **y** if the phenophase was occurring; **n** if the phenophase was not occurring; or **?** if you were not certain of the species or occurrence of the phenophase. If you did not look for the phenophase, do not click anything.

Select the site where your plant is located. Site: **My Back Yard** ▾

Review submitted observations: ◀ 3 columns ▶      ◀ 1 column ▶

Date	<input type="text"/>	<input type="text"/>	<input type="text"/>
------	----------------------	----------------------	----------------------

» Report your contribution of time

» Report your animal observation methods

» Report on snow

» red maple-1

Review submitted observations: ◀ 3 columns ▶      ◀ 1 column ▶

Submit observations

Reset Page

## Enter Observations

To submit observations fill out the form below. For help, scroll over (i) icons and row headers. Click on each species name to expand the phenophase reporting section. After you finish reporting, you can collapse the section again. When you have completed the form, click "Submit observations." Submitted observations will show in blue, but maybe edited ([more info](#)).

For each phenophase listed, click: **y** if the phenophase was occurring; **n** if the phenophase was not occurring; or **?** if you were not certain of the species or occurrence of the phenophase. If you did not look for the phenophase, do not click anything.

Select the site where your plant is located. Site: **My Back Yard** ▾

Review submitted observations: ◀ 3 columns ▶      ◀ 1 column ▶

Date	<input type="text"/>	<input type="text"/>	<input type="text"/>
------	----------------------	----------------------	----------------------

» Report your contribution of time

» Report your animal observation methods

» Report on snow































» red maple-1

Review submitted observations: ◀ 3 columns ▶      ◀ 1 column ▶

Submit observations

Reset Page

« red maple-1

	3/1/2011	<a href="#">Circle all no</a> <a href="#">Delete</a>	<a href="#">Circle all no</a> <a href="#">Delete</a>	<a href="#">Circle all no</a> <a href="#">Delete</a>
Do you see breaking leaf buds?	y n ?  What value? ▾	y n ?  What value? ▾	y n ?  What value? ▾	
Do you see leaves?	y n ?  What value? ▾	y n ?  What value? ▾	y n ?  What value? ▾	
Do you see increasing leaf size?	y n ?  What value? ▾	y n ?  What value? ▾	y n ?  What value? ▾	
Do you see colored leaves?	y n ?  What value? ▾	y n ?  What value? ▾	y n ?  What value? ▾	
Do you see falling leaves?	y n ?	y n ?	y n ?	
Do you see flowers?	y n ?  What value? ▾	y n ?  What value? ▾	y n ?  What value? ▾	
Do you see open flowers?	y n ?  What value? ▾	y n ?  What value? ▾	y n ?  What value? ▾	
Do you see pollen release?	y n ?  What value? ▾	y n ?  What value? ▾	y n ?  What value? ▾	
Do you see fruits?	y n ?  What value? ▾	y n ?  What value? ▾	y n ?  What value? ▾	
Do you see ripe fruits?	y n ?  What value? ▾	y n ?  What value? ▾	y n ?  What value? ▾	
Do you see recent fruit drop?	y n ?  What value? ▾	y n ?  What value? ▾	y n ?  What value? ▾	
Comments				



« red maple-1

	3/1/2011	<a href="#">Circle all no</a> <a href="#">Delete</a>	<a href="#">Circle all no</a> <a href="#">Delete</a>	<a href="#">Circle all no</a> <a href="#">Delete</a>
Do you see breaking leaf buds?	y n ? <a href="#">i</a> What value? ▾	y n ? <a href="#">i</a> What value? ▾	y n ? <a href="#">i</a> What value? ▾	
Do you see leaves?	y n ? <a href="#">i</a> What value? ▾	y n ? <a href="#">i</a> What value? ▾	y n ? <a href="#">i</a> What value? ▾	
Do you see increasing leaf size?	y n ? <a href="#">i</a> What value? ▾	y n ? <a href="#">i</a> What value? ▾	y n ? <a href="#">i</a> What value? ▾	
Do you see colored leaves?	y n ? <a href="#">i</a> What value? ▾	y n ? <a href="#">i</a> What value? ▾	y n ? <a href="#">i</a> What value? ▾	
Do you see falling leaves?	y n ?	y n ?	y n ?	
Do you see flowers?	y n ? <a href="#">i</a> What value? ▾	y n ? <a href="#">i</a> What value? ▾	y n ? <a href="#">i</a> What value? ▾	
Do you see open flowers?	y n ? <a href="#">i</a> What value? ▾	y n ? <a href="#">i</a> What value? ▾	y n ? <a href="#">i</a> What value? ▾	
Do you see pollen release?	y n ? <a href="#">i</a> What value? ▾	y n ? <a href="#">i</a> What value? ▾	y n ? <a href="#">i</a> What value? ▾	
Do you see fruits?	y n ? <a href="#">i</a> What value? ▾	y n ? <a href="#">i</a> What value? ▾	y n ? <a href="#">i</a> What value? ▾	
Do you see ripe fruits?	y n ? <a href="#">i</a> What value? ▾	y n ? <a href="#">i</a> What value? ▾	y n ? <a href="#">i</a> What value? ▾	
Do you see recent fruit drop?	y n ? <a href="#">i</a> What value? ▾	y n ? <a href="#">i</a> What value? ▾	y n ? <a href="#">i</a> What value? ▾	

Comments

« red maple-1

	3/1/2011 <a href="#">Circle all no</a> <a href="#">Delete</a>	<a href="#">Circle all no</a> <a href="#">Delete</a>	<a href="#">Circle all no</a> <a href="#">Delete</a>
Do you see breaking leaf buds?	y n ? <a href="#">i</a> What value? ▾	y n ? <a href="#">i</a> What value? ▾	y n ? <a href="#">i</a> What value? ▾
Do you see leaves?	One or more breaking leaf buds are visible on the plant. A leaf bud is considered "breaking" once a green leaf tip is visible at the end of the bud, but before the first leaf from the bud has unfolded to expose the leaf stalk (petiole) or leaf base.	y n ? <a href="#">i</a> What value? ▾	y n ? <a href="#">i</a> What value? ▾
Do you see increasing leaf size?		y n ? <a href="#">i</a> What value? ▾	y n ? <a href="#">i</a> What value? ▾
Do you see colored leaves?	y n ? <a href="#">i</a> What value? ▾	y n ? <a href="#">i</a> What value? ▾	y n ? <a href="#">i</a> What value? ▾
Do you see falling leaves?	y n ?	y n ?	y n ?
Do you see flowers?	y n ? <a href="#">i</a> What value? ▾	y n ? <a href="#">i</a> What value? ▾	y n ? <a href="#">i</a> What value? ▾
Do you see open flowers?	y n ? <a href="#">i</a> What value? ▾	y n ? <a href="#">i</a> What value? ▾	y n ? <a href="#">i</a> What value? ▾
Do you see pollen release?	y n ? <a href="#">i</a> What value? ▾	y n ? <a href="#">i</a> What value? ▾	y n ? <a href="#">i</a> What value? ▾
Do you see fruits?	y n ? <a href="#">i</a> What value? ▾	y n ? <a href="#">i</a> What value? ▾	y n ? <a href="#">i</a> What value? ▾
Do you see ripe fruits?	y n ? <a href="#">i</a> What value? ▾	y n ? <a href="#">i</a> What value? ▾	y n ? <a href="#">i</a> What value? ▾
Do you see recent fruit drop?	y n ? <a href="#">i</a> What value? ▾	y n ? <a href="#">i</a> What value? ▾	y n ? <a href="#">i</a> What value? ▾

Comments



Review submitted observations: **3 columns** ◀ ▶ **1 column** ▶

Date

<< < March, 2011 > >> x

	Mon	Tue	Wed	Thu	Fri	Sat	Sun
» Report your contribution							
» Report your animal obser	28	1	2	3	4	5	6
» Report on snow	7	8	9	10	11	12	13
	14	15	16	17	18	19	20
» American goldfinch	21	22	23	24	25	26	27
» American robin	28	29	30	31	1	2	3
» American toad	4	5	6	7	8	9	10
« red maple-1	Today						

[Circle all no](#)  
[Delete](#)

[Circle all no](#)  
[Delete](#)




[Circle all no](#)  
[Delete](#)

Do you see breaking leaf buds?	y n ? <a href="#">i</a> What value? ▾	y n ? <a href="#">i</a> What value? ▾	y n ? <a href="#">i</a> What value? ▾
Do you see leaves?	y n ? <a href="#">i</a> What value? ▾	y n ? <a href="#">i</a> What value? ▾	y n ? <a href="#">i</a> What value? ▾
Do you see increasing leaf size?	y n ? <a href="#">i</a> What value? ▾	y n ? <a href="#">i</a> What value? ▾	y n ? <a href="#">i</a> What value? ▾
Do you see colored leaves?	y n ? <a href="#">i</a> What value? ▾	y n ? <a href="#">i</a> What value? ▾	y n ? <a href="#">i</a> What value? ▾
Do you see falling leaves?	y n ?	y n ?	y n ?
Do you see flowers?	y n ? <a href="#">i</a> What value? ▾	y n ? <a href="#">i</a> What value? ▾	y n ? <a href="#">i</a> What value? ▾
Do you see open flowers?	y n ? <a href="#">i</a> What value? ▾	y n ? <a href="#">i</a> What value? ▾	y n ? <a href="#">i</a> What value? ▾
Do you see pollen release?	y n ? <a href="#">i</a> What value? ▾	y n ? <a href="#">i</a> What value? ▾	y n ? <a href="#">i</a> What value? ▾

Review submitted observations:




















2 columns ▶

◀ 1 column

Date      

- » Report your contribution of time
- » Report your animal observation methods
- » Report on snow


- » American goldfinch
- » American robin
- » American toad
- « red maple-1

	<a href="#">Circle all no</a> <a href="#">Delete</a>	<a href="#">Circle all no</a> <a href="#">Delete</a>	<a href="#">Circle all no</a> <a href="#">Delete</a>
Do you see breaking leaf buds?	y n ?  <input type="text" value="What value?"/>	y n ?  <input type="text" value="What value?"/>	y n ?  <input type="text" value="What value?"/>
Do you see leaves?	y n ?  <input type="text" value="What value?"/>	y n ?  <input type="text" value="What value?"/>	y n ?  <input type="text" value="What value?"/>
Do you see increasing leaf size?	y n ?  <input type="text" value="What value?"/>	y n ?  <input type="text" value="What value?"/>	y n ?  <input type="text" value="What value?"/>
Do you see colored leaves?	y n ?  <input type="text" value="What value?"/>	y n ?  <input type="text" value="What value?"/>	y n ?  <input type="text" value="What value?"/>
Do you see falling leaves?	y n ?	y n ?	y n ?
Do you see flowers?	y n ?  <input type="text" value="What value?"/>	y n ?  <input type="text" value="What value?"/>	y n ?  <input type="text" value="What value?"/>
Do you see open flowers?	y n ?  <input type="text" value="What value?"/>	y n ?  <input type="text" value="What value?"/>	y n ?  <input type="text" value="What value?"/>
Do you see pollen release?	y n ?  <input type="text" value="What value?"/>	y n ?  <input type="text" value="What value?"/>	y n ?  <input type="text" value="What value?"/>
































« red maple-1

	3/11 <a href="#">Circle all no</a> <a href="#">Delete</a>	<a href="#">Circle all no</a> <a href="#">Delete</a>	<a href="#">Circle all no</a> <a href="#">Delete</a>
Do you see breaking leaf buds?	y n ? <a href="#">i</a> What value? ▾	y n ? <a href="#">i</a> What value? ▾	y n ? <a href="#">i</a> What value? ▾
Do you see leaves?	y n ? <a href="#">i</a> What value? ▾	y n ? <a href="#">i</a> What value? ▾	y n ? <a href="#">i</a> What value? ▾
Do you see increasing leaf size?	y n ? <a href="#">i</a> What value? ▾	y n ? <a href="#">i</a> What value? ▾	y n ? <a href="#">i</a> What value? ▾
Do you see colored leaves?	y n ? <a href="#">i</a> What value? ▾	y n ? <a href="#">i</a> What value? ▾	y n ? <a href="#">i</a> What value? ▾
Do you see falling leaves?	y n ?	y n ?	y n ?
Do you see flowers?	y n ? <a href="#">i</a> What value? ▾	y n ? <a href="#">i</a> What value? ▾	y n ? <a href="#">i</a> What value? ▾
Do you see open flowers?	y n ? <a href="#">i</a> What value? ▾	y n ? <a href="#">i</a> What value? ▾	y n ? <a href="#">i</a> What value? ▾
Do you see pollen release?	y n ? <a href="#">i</a> What value? ▾	y n ? <a href="#">i</a> What value? ▾	y n ? <a href="#">i</a> What value? ▾
Do you see fruits?	y n ? <a href="#">i</a> What value? ▾	y n ? <a href="#">i</a> What value? ▾	y n ? <a href="#">i</a> What value? ▾
Do you see ripe fruits?	y n ? <a href="#">i</a> What value? ▾	y n ? <a href="#">i</a> What value? ▾	y n ? <a href="#">i</a> What value? ▾
Do you see recent fruit drop?	y n ? <a href="#">i</a> What value? ▾	y n ? <a href="#">i</a> What value? ▾	y n ? <a href="#">i</a> What value? ▾

Comments

































« red maple-1































	3/1/2011  <a href="#">Circle all no</a> <a href="#">Delete</a>	<a href="#">Circle all no</a> <a href="#">Delete</a>	<a href="#">Circle all no</a> <a href="#">Delete</a>
Do you see breaking leaf buds?	y n ?  What value? ▾	y n ?  What value? ▾	y n ?  What value? ▾
Do you see leaves?	y n ?  What value? ▾	y n ?  What value? ▾	y n ?  What value? ▾
Do you see increasing leaf size?	y n ?  What value? ▾	y n ?  What value? ▾	y n ?  What value? ▾
Do you see colored leaves?	y n ?  What value? ▾	y n ?  What value? ▾	y n ?  What value? ▾
Do you see falling leaves?	y n ?	y n ?	y n ?
Do you see flowers?	y n ?  What value? ▾	y n ?  What value? ▾	y n ?  What value? ▾
Do you see open flowers?	y n ?  What value? ▾	y n ?  What value? ▾	y n ?  What value? ▾
Do you see pollen release?	y n ?  What value? ▾	y n ?  What value? ▾	y n ?  What value? ▾
Do you see fruits?	y n ?  What value? ▾	y n ?  What value? ▾	y n ?  What value? ▾
Do you see ripe fruits?	y n ?  What value? ▾	y n ?  What value? ▾	y n ?  What value? ▾
Do you see recent fruit drop?	y n ?  What value? ▾	y n ?  What value? ▾	y n ?  What value? ▾

Comments

« red maple-1

	3/1/2011	<a href="#">Circle all no</a> <a href="#">Delete</a>	<a href="#">Circle all no</a> <a href="#">Delete</a>	<a href="#">Circle all no</a> <a href="#">Delete</a>
Do you see breaking leaf buds?	y n ?  What value? ▾	y n ?  What value? ▾	y n ?  What value? ▾	
Do you see leaves?	y n ?  What value? ▾	y n ?  What value? ▾	y n ?  What value? ▾	
Do you see increasing leaf size?	y n ?  What value? ▾	y n ?  What value? ▾	y n ?  What value? ▾	
Do you see colored leaves?	y n ?  What value? ▾	y n ?  What value? ▾	y n ?  What value? ▾	
Do you see falling leaves?	y n ?	y n ?	y n ?	
Do you see flowers?	y n ?  What value? ▾	y n ?  What value? ▾	y n ?  What value? ▾	
Do you see open flowers?	y n ?  What value? ▾	y n ?  What value? ▾	y n ?  What value? ▾	
Do you see pollen release?	y n ?  What value? ▾	y n ?  What value? ▾	y n ?  What value? ▾	
Do you see fruits?	y n ?  What value? ▾	y n ?  What value? ▾	y n ?  What value? ▾	
Do you see ripe fruits?	y n ?  What value? ▾	y n ?  What value? ▾	y n ?  What value? ▾	
Do you see recent fruit drop?	y n ?  What value? ▾	y n ?  What value? ▾	y n ?  What value? ▾	
Comments				

« red maple-1


	3/1/2011 <a href="#">Circle all no</a> <a href="#">Delete</a>	<a href="#">Circle all no</a> <a href="#">Delete</a>	<a href="#">Circle all no</a> <a href="#">Delete</a>
Do you see breaking leaf buds?	y n ?  What value? ▾	y n ?  What value? ▾	y n ?  What value? ▾
Do you see leaves?	y n ?  What value? ▾	y n ?  What value? ▾	y n ?  What value? ▾
Do you see increasing leaf size?	y n ?  What value? ▾	y n ?  What value? ▾	y n ?  What value? ▾
Do you see colored leaves?	y n ?  What value? ▾	y n ?  What value? ▾	y n ?  What value? ▾
Do you see falling leaves?	y n ?	y n ?	y n ?
Do you see flowers?	y n ?  What value? ▾	y n ?  What value? ▾	y n ?  What value? ▾
Do you see open flowers?	y n ?  What value? ▾	y n ?  What value? ▾	y n ?  What value? ▾
Do you see pollen release?	y n ?  What value? ▾	y n ?  What value? ▾	y n ?  What value? ▾
Do you see fruits?	y n ?  What value? ▾	y n ?  What value? ▾	y n ?  What value? ▾
Do you see ripe fruits?	y n ?  What value? ▾	y n ?  What value? ▾	y n ?  What value? ▾
Do you see recent fruit drop?	y n ?  What value? ▾	y n ?  What value? ▾	y n ?  What value? ▾
Comments			



« red maple-1

	3/1/2011 <a href="#">Circle all no data</a>	<a href="#">Circle all no Delete</a>	<a href="#">Circle all no Delete</a>
Do you see breaking leaf buds?	y n ? <a href="#">i</a> What value? ▾	y n ? <a href="#">i</a> What value? ▾	y n ? <a href="#">i</a> What value? ▾
Do you see leaves?	y n ? <a href="#">i</a> What value? ▾	y n ? <a href="#">i</a> What value? ▾	y n ? <a href="#">i</a> What value? ▾
Do you see increasing leaf size?	y n ? <a href="#">i</a> What value? ▾	y n ? <a href="#">i</a> What value? ▾	y n ? <a href="#">i</a> What value? ▾
Do you see colored leaves?	y n ? <a href="#">i</a> What value? ▾	y n ? <a href="#">i</a> What value? ▾	y n ? <a href="#">i</a> What value? ▾
Do you see falling leaves?	y n ?	y n ?	y n ?
Do you see flowers?	y n ? <a href="#">i</a> What value? ▾	y n ? <a href="#">i</a> What value? ▾	y n ? <a href="#">i</a> What value? ▾
Do you see open flowers?	y n ? <a href="#">i</a> What value? ▾	y n ? <a href="#">i</a> What value? ▾	y n ? <a href="#">i</a> What value? ▾
Do you see pollen release?	y n ? <a href="#">i</a> What value? ▾	y n ? <a href="#">i</a> What value? ▾	y n ? <a href="#">i</a> What value? ▾
Do you see fruits?	y n ? <a href="#">i</a> What value? ▾	y n ? <a href="#">i</a> What value? ▾	y n ? <a href="#">i</a> What value? ▾
Do you see ripe fruits?	y n ? <a href="#">i</a> What value? ▾	y n ? <a href="#">i</a> What value? ▾	y n ? <a href="#">i</a> What value? ▾
Do you see recent fruit drop?	y n ? <a href="#">i</a> What value? ▾	y n ? <a href="#">i</a> What value? ▾	y n ? <a href="#">i</a> What value? ▾

Comments



« red maple-1

	3/1/2011 <a href="#">Circle all no</a> <a href="#">Delete</a>	<a href="#">Circle all no</a> <a href="#">Delete</a>	<a href="#">Circle all no</a> <a href="#">Delete</a>
Do you see breaking leaf buds?	y n ? <a href="#">i</a> What value? ▾	y n ? <a href="#">i</a> What value? ▾	y n ? <a href="#">i</a> What value? ▾
Do you see leaves?	y n ? <a href="#">i</a> What value? ▾	y n ? <a href="#">i</a> What value? ▾	y n ? <a href="#">i</a> What value? ▾
Do you see increasing leaf size?	y n ? <a href="#">i</a> What value? ▾	y n ? <a href="#">i</a> What value? ▾	y n ? <a href="#">i</a> What value? ▾
Do you see colored leaves?	y n ? <a href="#">i</a> What value? ▾	y n ? <a href="#">i</a> What value? ▾	y n ? <a href="#">i</a> What value? ▾
Do you see falling leaves?	y n ?	y n ?	y n ?
Do you see flowers?	y n ? <a href="#">i</a> What value? ▾	y n ? <a href="#">i</a> What value? ▾	y n ? <a href="#">i</a> What value? ▾
Do you see open flowers?	y n ? <a href="#">i</a> What value? ▾	y n ? <a href="#">i</a> What value? ▾	y n ? <a href="#">i</a> What value? ▾
Do you see pollen release?	y n ? <a href="#">i</a> What value? ▾	y n ? <a href="#">i</a> What value? ▾	y n ? <a href="#">i</a> What value? ▾
Do you see fruits?	y n ? <a href="#">i</a> What value? ▾	y n ? <a href="#">i</a> What value? ▾	y n ? <a href="#">i</a> What value? ▾
Do you see ripe fruits?	y n ? <a href="#">i</a> What value? ▾	y n ? <a href="#">i</a> What value? ▾	y n ? <a href="#">i</a> What value? ▾
Do you see recent fruit drop?	y n ? <a href="#">i</a> What value? ▾	y n ? <a href="#">i</a> What value? ▾	y n ? <a href="#">i</a> What value? ▾

Comments

« red maple-1

	3/1/2011 <a href="#">Circle all no</a> <a href="#">Delete</a>	<a href="#">Circle all no</a> <a href="#">Delete</a>	<a href="#">Circle all no</a> <a href="#">Delete</a>
Do you see breaking leaf buds?	y <b>n</b> ? <a href="#">i</a> What value? ▾	y n ? <a href="#">i</a> What value? ▾	y n ? <a href="#">i</a> What value? ▾
Do you see leaves?	y n ? <a href="#">i</a> What value? ▾	y n ? <a href="#">i</a> What value? ▾	y n ? <a href="#">i</a> What value? ▾
Do you see increasing leaf size?	y n ? <a href="#">i</a> What value? ▾	y n ? <a href="#">i</a> What value? ▾	y n ? <a href="#">i</a> What value? ▾
Do you see colored leaves?	y n ? <a href="#">i</a> What value? ▾	y n ? <a href="#">i</a> What value? ▾	y n ? <a href="#">i</a> What value? ▾
Do you see falling leaves?	y n ?	y n ?	y n ?
Do you see flowers?	y n ? <a href="#">i</a> What value? ▾	y n ? <a href="#">i</a> What value? ▾	y n ? <a href="#">i</a> What value? ▾
Do you see open flowers?	y n ? <a href="#">i</a> What value? ▾	y n ? <a href="#">i</a> What value? ▾	y n ? <a href="#">i</a> What value? ▾
Do you see pollen release?	y n ? <a href="#">i</a> What value? ▾	y n ? <a href="#">i</a> What value? ▾	y n ? <a href="#">i</a> What value? ▾
Do you see fruits?	y n ? <a href="#">i</a> What value? ▾	y n ? <a href="#">i</a> What value? ▾	y n ? <a href="#">i</a> What value? ▾
Do you see ripe fruits?	y n ? <a href="#">i</a> What value? ▾	y n ? <a href="#">i</a> What value? ▾	y n ? <a href="#">i</a> What value? ▾
Do you see recent fruit drop?	y n ? <a href="#">i</a> What value? ▾	y n ? <a href="#">i</a> What value? ▾	y n ? <a href="#">i</a> What value? ▾

Comments

« red maple-1

	3/1/2011 <a href="#">Circle all no</a> <a href="#">Delete</a>	<a href="#">Circle all no</a> <a href="#">Delete</a>	<a href="#">Circle all no</a> <a href="#">Delete</a>
Do you see breaking leaf buds?	y <input checked="" type="radio"/> n ? <a href="#">i</a> <input type="text" value="What value?"/>	y n ? <a href="#">i</a> <input type="text" value="What value?"/>	y n ? <a href="#">i</a> <input type="text" value="What value?"/>
Do you see leaves?	<input checked="" type="radio"/> y n ? <a href="#">i</a> <input type="text" value="What value?"/>	y n ? <a href="#">i</a> <input type="text" value="What value?"/>	y n ? <a href="#">i</a> <input type="text" value="What value?"/>
Do you see increasing leaf size?	y n ? <a href="#">i</a> <input type="text" value="What value?"/>	y n ? <a href="#">i</a> <input type="text" value="What value?"/>	y n ? <a href="#">i</a> <input type="text" value="What value?"/>
Do you see colored leaves?	y n ? <a href="#">i</a> <input type="text" value="What value?"/>	y n ? <a href="#">i</a> <input type="text" value="What value?"/>	y n ? <a href="#">i</a> <input type="text" value="What value?"/>
Do you see falling leaves?	y n ?	y n ?	y n ?
Do you see flowers?	y n ? <a href="#">i</a> <input type="text" value="What value?"/>	y n ? <a href="#">i</a> <input type="text" value="What value?"/>	y n ? <a href="#">i</a> <input type="text" value="What value?"/>
Do you see open flowers?	y n ? <a href="#">i</a> <input type="text" value="What value?"/>	y n ? <a href="#">i</a> <input type="text" value="What value?"/>	y n ? <a href="#">i</a> <input type="text" value="What value?"/>
Do you see pollen release?	y n ? <a href="#">i</a> <input type="text" value="What value?"/>	y n ? <a href="#">i</a> <input type="text" value="What value?"/>	y n ? <a href="#">i</a> <input type="text" value="What value?"/>
Do you see fruits?	y n ? <a href="#">i</a> <input type="text" value="What value?"/>	y n ? <a href="#">i</a> <input type="text" value="What value?"/>	y n ? <a href="#">i</a> <input type="text" value="What value?"/>
Do you see ripe fruits?	y n ? <a href="#">i</a> <input type="text" value="What value?"/>	y n ? <a href="#">i</a> <input type="text" value="What value?"/>	y n ? <a href="#">i</a> <input type="text" value="What value?"/>
Do you see recent fruit drop?	y n ? <a href="#">i</a> <input type="text" value="What value?"/>	y n ? <a href="#">i</a> <input type="text" value="What value?"/>	y n ? <a href="#">i</a> <input type="text" value="What value?"/>

Comments

« red maple-1

	3/1/2011 <a href="#">Circle all no</a> <a href="#">Delete</a>	<a href="#">Circle all no</a> <a href="#">Delete</a>	<a href="#">Circle all no</a> <a href="#">Delete</a>
Do you see breaking leaf buds?	y <input checked="" type="radio"/> n ? <a href="#">i</a> What value? ▾	y n ? <a href="#">i</a> What value? ▾	y n ? <a href="#">i</a> What value? ▾
Do you see leaves?	<input checked="" type="radio"/> y n ? <a href="#">i</a> What value? ▾	y n ? <a href="#">i</a> What value? ▾	y n ? <a href="#">i</a> What value? ▾
Do you see increasing leaf size?	y n ? <a href="#">i</a> What value? ▾	y n ? <a href="#">i</a> What value? ▾	y n ? <a href="#">i</a> What value? ▾
Do you see colored leaves?	y n ? <a href="#">i</a> What value? ▾	y n ? <a href="#">i</a> What value? ▾	y n ? <a href="#">i</a> What value? ▾
Do you see falling leaves?	y n ?	y n ?	y n ?
Do you see flowers?	y n ? <a href="#">i</a> What value? ▾	y n ? <a href="#">i</a> What value? ▾	y n ? <a href="#">i</a> What value? ▾
Do you see open flowers?	y n ? <a href="#">i</a> What value? ▾	y n ? <a href="#">i</a> What value? ▾	y n ? <a href="#">i</a> What value? ▾
Do you see pollen release?	y n ? <a href="#">i</a> What value? ▾	y n ? <a href="#">i</a> What value? ▾	y n ? <a href="#">i</a> What value? ▾
Do you see fruits?	y n ? <a href="#">i</a> What value? ▾	y n ? <a href="#">i</a> What value? ▾	y n ? <a href="#">i</a> What value? ▾
Do you see ripe fruits?	y n ? <a href="#">i</a> What value? ▾	y n ? <a href="#">i</a> What value? ▾	y n ? <a href="#">i</a> What value? ▾
Do you see recent fruit drop?	y n ? <a href="#">i</a> What value? ▾	y n ? <a href="#">i</a> What value? ▾	y n ? <a href="#">i</a> What value? ▾

Comments

« red maple-1

	3/1/2011 <a href="#">Circle all no</a> <a href="#">Delete</a>	<a href="#">Circle all no</a> <a href="#">Delete</a>	<a href="#">Circle all no</a> <a href="#">Delete</a>
Do you see breaking leaf buds?	y <b>n</b> ? <a href="#">i</a> What value? ▾	y n ? <a href="#">i</a> What value? ▾	y n ? <a href="#">i</a> What value? ▾
Do you see leaves?	<b>y</b> n ? <a href="#">i</a> 95% or more ▾ What value? Less than 5% 5-24% 25-49% 50-74% 75-94% 95% or more	y n ? <a href="#">i</a> What value? ▾	y n ? <a href="#">i</a> What value? ▾
Do you see increasing leaf size?	y n ? <a href="#">i</a> What value? ▾	y n ? <a href="#">i</a> What value? ▾	y n ? <a href="#">i</a> What value? ▾
Do you see colored leaves?	y n ? <a href="#">i</a> What value? ▾	y n ? <a href="#">i</a> What value? ▾	y n ? <a href="#">i</a> What value? ▾
Do you see falling leaves?	y n ?	y n ?	y n ?
Do you see flowers?	y n ? <a href="#">i</a> What value? ▾	y n ? <a href="#">i</a> What value? ▾	y n ? <a href="#">i</a> What value? ▾
Do you see open flowers?	y n ? <a href="#">i</a> What value? ▾	y n ? <a href="#">i</a> What value? ▾	y n ? <a href="#">i</a> What value? ▾
Do you see pollen release?	y n ? <a href="#">i</a> What value? ▾	y n ? <a href="#">i</a> What value? ▾	y n ? <a href="#">i</a> What value? ▾
Do you see fruits?	y n ? <a href="#">i</a> What value? ▾	y n ? <a href="#">i</a> What value? ▾	y n ? <a href="#">i</a> What value? ▾
Do you see ripe fruits?	y n ? <a href="#">i</a> What value? ▾	y n ? <a href="#">i</a> What value? ▾	y n ? <a href="#">i</a> What value? ▾
Do you see recent fruit drop?	y n ? <a href="#">i</a> What value? ▾	y n ? <a href="#">i</a> What value? ▾	y n ? <a href="#">i</a> What value? ▾

Comments



« red maple-1

	3/1/2011 <a href="#">Circle all no</a> <a href="#">Delete</a>	<a href="#">Circle all no</a> <a href="#">Delete</a>	<a href="#">Circle all no</a> <a href="#">Delete</a>
Do you see breaking leaf buds?	y <input checked="" type="radio"/> n ? <a href="#">i</a> <input type="text" value="What value?"/>	y n ? <a href="#">i</a> <input type="text" value="What value?"/>	y n ? <a href="#">i</a> <input type="text" value="What value?"/>
Do you see leaves?	<input checked="" type="radio"/> y n ? <a href="#">i</a> <input type="text" value="95% or more"/>	y n ? <a href="#">i</a> <input type="text" value="What value?"/>	y n ? <a href="#">i</a> <input type="text" value="What value?"/>
Do you see increasing leaf size?	y n ? <a href="#">i</a> <input type="text" value="What value?"/>	y n ? <a href="#">i</a> <input type="text" value="What value?"/>	y n ? <a href="#">i</a> <input type="text" value="What value?"/>
Do you see colored leaves?	y n ? <a href="#">i</a> <input type="text" value="What value?"/>	y n ? <a href="#">i</a> <input type="text" value="What value?"/>	y n ? <a href="#">i</a> <input type="text" value="What value?"/>
Do you see falling leaves?	y n ?	y n ?	y n ?
Do you see flowers?	y n ? <a href="#">i</a> <input type="text" value="What value?"/>	y n ? <a href="#">i</a> <input type="text" value="What value?"/>	y n ? <a href="#">i</a> <input type="text" value="What value?"/>
Do you see open flowers?	y n ? <a href="#">i</a> <input type="text" value="What value?"/>	y n ? <a href="#">i</a> <input type="text" value="What value?"/>	y n ? <a href="#">i</a> <input type="text" value="What value?"/>
Do you see pollen release?	y n ? <a href="#">i</a> <input type="text" value="What value?"/>	y n ? <a href="#">i</a> <input type="text" value="What value?"/>	y n ? <a href="#">i</a> <input type="text" value="What value?"/>
Do you see fruits?	y n ? <a href="#">i</a> <input type="text" value="What value?"/>	y n ? <a href="#">i</a> <input type="text" value="What value?"/>	y n ? <a href="#">i</a> <input type="text" value="What value?"/>
Do you see ripe fruits?	y n ? <a href="#">i</a> <input type="text" value="What value?"/>	y n ? <a href="#">i</a> <input type="text" value="What value?"/>	y n ? <a href="#">i</a> <input type="text" value="What value?"/>
Do you see recent fruit drop?	y n ? <a href="#">i</a> <input type="text" value="What value?"/>	y n ? <a href="#">i</a> <input type="text" value="What value?"/>	y n ? <a href="#">i</a> <input type="text" value="What value?"/>

Comments

« red maple-1

	3/1/2011 <a href="#">Circle all no</a> <a href="#">Delete</a>	<a href="#">Circle all no</a> <a href="#">Delete</a>	<a href="#">Circle all no</a> <a href="#">Delete</a>
Do you see breaking leaf buds?	y <input checked="" type="radio"/> n ? <a href="#">i</a> <input type="text" value="What value?"/>	y n ? <a href="#">i</a> <input type="text" value="What value?"/>	y n ? <a href="#">i</a> <input type="text" value="What value?"/>
Do you see leaves?	<input checked="" type="radio"/> y n ? <a href="#">i</a> <input type="text" value="95% or more"/>	y n ? <a href="#">i</a> <input type="text" value="What value?"/>	y n ? <a href="#">i</a> <input type="text" value="What value?"/>
Do you see increasing leaf size?	y n <input checked="" type="radio"/> ? <a href="#">i</a> <input type="text" value="What value?"/>	y n ? <a href="#">i</a> <input type="text" value="What value?"/>	y n ? <a href="#">i</a> <input type="text" value="What value?"/>
Do you see colored leaves?	y n ? <a href="#">i</a> <input type="text" value="What value?"/>	y n ? <a href="#">i</a> <input type="text" value="What value?"/>	y n ? <a href="#">i</a> <input type="text" value="What value?"/>
Do you see falling leaves?	y n ?	y n ?	y n ?
Do you see flowers?	y n ? <a href="#">i</a> <input type="text" value="What value?"/>	y n ? <a href="#">i</a> <input type="text" value="What value?"/>	y n ? <a href="#">i</a> <input type="text" value="What value?"/>
Do you see open flowers?	y n ? <a href="#">i</a> <input type="text" value="What value?"/>	y n ? <a href="#">i</a> <input type="text" value="What value?"/>	y n ? <a href="#">i</a> <input type="text" value="What value?"/>
Do you see pollen release?	y n ? <a href="#">i</a> <input type="text" value="What value?"/>	y n ? <a href="#">i</a> <input type="text" value="What value?"/>	y n ? <a href="#">i</a> <input type="text" value="What value?"/>
Do you see fruits?	y n ? <a href="#">i</a> <input type="text" value="What value?"/>	y n ? <a href="#">i</a> <input type="text" value="What value?"/>	y n ? <a href="#">i</a> <input type="text" value="What value?"/>
Do you see ripe fruits?	y n ? <a href="#">i</a> <input type="text" value="What value?"/>	y n ? <a href="#">i</a> <input type="text" value="What value?"/>	y n ? <a href="#">i</a> <input type="text" value="What value?"/>
Do you see recent fruit drop?	y n ? <a href="#">i</a> <input type="text" value="What value?"/>	y n ? <a href="#">i</a> <input type="text" value="What value?"/>	y n ? <a href="#">i</a> <input type="text" value="What value?"/>

Comments

« red maple-1

	3/1/2011 <a href="#">Circle all no</a> <a href="#">Delete</a>	<a href="#">Circle all no</a> <a href="#">Delete</a>	<a href="#">Circle all no</a> <a href="#">Delete</a>
Do you see breaking leaf buds?	y <input checked="" type="radio"/> n ? <a href="#">i</a> <input type="text" value="What value?"/>	y n ? <a href="#">i</a> <input type="text" value="What value?"/>	y n ? <a href="#">i</a> <input type="text" value="What value?"/>
Do you see leaves?	<input checked="" type="radio"/> y n ? <a href="#">i</a> <input type="text" value="95% or more"/>	y n ? <a href="#">i</a> <input type="text" value="What value?"/>	y n ? <a href="#">i</a> <input type="text" value="What value?"/>
Do you see increasing leaf size?	y n <input checked="" type="radio"/> ? <a href="#">i</a> <input type="text" value="What value?"/>	y n ? <a href="#">i</a> <input type="text" value="What value?"/>	y n ? <a href="#">i</a> <input type="text" value="What value?"/>
Do you see colored leaves?	y <input checked="" type="radio"/> n ? <a href="#">i</a> <input type="text" value="What value?"/>	y n ? <a href="#">i</a> <input type="text" value="What value?"/>	y n ? <a href="#">i</a> <input type="text" value="What value?"/>
Do you see falling leaves?	y <input type="radio"/> n ?	y n ?	y n ?
Do you see flowers?	y n ? <a href="#">i</a> <input type="text" value="What value?"/>	y n ? <a href="#">i</a> <input type="text" value="What value?"/>	y n ? <a href="#">i</a> <input type="text" value="What value?"/>
Do you see open flowers?	y n ? <a href="#">i</a> <input type="text" value="What value?"/>	y n ? <a href="#">i</a> <input type="text" value="What value?"/>	y n ? <a href="#">i</a> <input type="text" value="What value?"/>
Do you see pollen release?	y <input type="radio"/> n ? <a href="#">i</a> <input type="text" value="What value?"/>	y n ? <a href="#">i</a> <input type="text" value="What value?"/>	y n ? <a href="#">i</a> <input type="text" value="What value?"/>
Do you see fruits?	y n ? <a href="#">i</a> <input type="text" value="What value?"/>	y n ? <a href="#">i</a> <input type="text" value="What value?"/>	y n ? <a href="#">i</a> <input type="text" value="What value?"/>
Do you see ripe fruits?	y n ? <a href="#">i</a> <input type="text" value="What value?"/>	y n ? <a href="#">i</a> <input type="text" value="What value?"/>	y n ? <a href="#">i</a> <input type="text" value="What value?"/>
Do you see recent fruit drop?	y n ? <a href="#">i</a> <input type="text" value="What value?"/>	y n ? <a href="#">i</a> <input type="text" value="What value?"/>	y n ? <a href="#">i</a> <input type="text" value="What value?"/>

Comments

« red maple-1

	3/1/2011 <a href="#">Circle all no</a> <a href="#">Delete</a>	<a href="#">Circle all no</a> <a href="#">Delete</a>	<a href="#">Circle all no</a> <a href="#">Delete</a>
Do you see breaking leaf buds?	y <input checked="" type="radio"/> n ? <a href="#">i</a> What value? ▾	y n ? <a href="#">i</a> What value? ▾	y n ? <a href="#">i</a> What value? ▾
Do you see leaves?	<input checked="" type="radio"/> y n ? <a href="#">i</a> 95% or more ▾	y n ? <a href="#">i</a> What value? ▾	y n ? <a href="#">i</a> What value? ▾
Do you see increasing leaf size?	y n <input checked="" type="radio"/> ? <a href="#">i</a> What value? ▾	y n ? <a href="#">i</a> What value? ▾	y n ? <a href="#">i</a> What value? ▾
Do you see colored leaves?	y <input checked="" type="radio"/> n ? <a href="#">i</a> What value? ▾	y n ? <a href="#">i</a> What value? ▾	y n ? <a href="#">i</a> What value? ▾
Do you see falling leaves?	y <input checked="" type="radio"/> n ?	y n ?	y n ?
Do you see flowers?	y n ? <a href="#">i</a> What value? ▾	y n ? <a href="#">i</a> What value? ▾	y n ? <a href="#">i</a> What value? ▾
Do you see open flowers?	y n ? <a href="#">i</a> What value? ▾	y n ? <a href="#">i</a> What value? ▾	y n ? <a href="#">i</a> What value? ▾
Do you see pollen release?	y n ? <a href="#">i</a> What value? ▾	y n ? <a href="#">i</a> What value? ▾	y n ? <a href="#">i</a> What value? ▾
Do you see fruits?	y n ? <a href="#">i</a> What value? ▾	y n ? <a href="#">i</a> What value? ▾	y n ? <a href="#">i</a> What value? ▾
Do you see ripe fruits?	y n ? <a href="#">i</a> What value? ▾	y n ? <a href="#">i</a> What value? ▾	y n ? <a href="#">i</a> What value? ▾
Do you see recent fruit drop?	y n ? <a href="#">i</a> What value? ▾	y n ? <a href="#">i</a> What value? ▾	y n ? <a href="#">i</a> What value? ▾

Comments

« red maple-1

	3/1/2011 <a href="#">Circle all no</a> <a href="#">Delete</a>	<a href="#">Circle all no</a> <a href="#">Delete</a>	<a href="#">Circle all no</a> <a href="#">Delete</a>
Do you see breaking leaf buds?	y <input checked="" type="radio"/> n ? <a href="#">i</a> <input type="text" value="What value?"/>	y n ? <a href="#">i</a> <input type="text" value="What value?"/>	y n ? <a href="#">i</a> <input type="text" value="What value?"/>
Do you see leaves?	<input checked="" type="radio"/> y n ? <a href="#">i</a> <input type="text" value="95% or more"/>	y n ? <a href="#">i</a> <input type="text" value="What value?"/>	y n ? <a href="#">i</a> <input type="text" value="What value?"/>
Do you see increasing leaf size?	y n <input checked="" type="radio"/> ? <a href="#">i</a> <input type="text" value="What value?"/>	y n ? <a href="#">i</a> <input type="text" value="What value?"/>	y n ? <a href="#">i</a> <input type="text" value="What value?"/>
Do you see colored leaves?	y <input checked="" type="radio"/> n ? <a href="#">i</a> <input type="text" value="What value?"/>	y n ? <a href="#">i</a> <input type="text" value="What value?"/>	y n ? <a href="#">i</a> <input type="text" value="What value?"/>
Do you see falling leaves?	y <input checked="" type="radio"/> n ?	y n ?	y n ?
Do you see flowers?	y <input checked="" type="radio"/> n ? <a href="#">i</a> <input type="text" value="What value?"/>	y n ? <a href="#">i</a> <input type="text" value="What value?"/>	y n ? <a href="#">i</a> <input type="text" value="What value?"/>
Do you see open flowers?	y n ? <a href="#">i</a> <input type="text" value="What value?"/>	y n ? <a href="#">i</a> <input type="text" value="What value?"/>	y n ? <a href="#">i</a> <input type="text" value="What value?"/>
Do you see pollen release?	y n ? <a href="#">i</a> <input type="text" value="What value?"/>	y n ? <a href="#">i</a> <input type="text" value="What value?"/>	y n ? <a href="#">i</a> <input type="text" value="What value?"/>
Do you see fruits?	y n ? <a href="#">i</a> <input type="text" value="What value?"/>	y n ? <a href="#">i</a> <input type="text" value="What value?"/>	y n ? <a href="#">i</a> <input type="text" value="What value?"/>
Do you see ripe fruits?	y n ? <a href="#">i</a> <input type="text" value="What value?"/>	y n ? <a href="#">i</a> <input type="text" value="What value?"/>	y n ? <a href="#">i</a> <input type="text" value="What value?"/>
Do you see recent fruit drop?	y n ? <a href="#">i</a> <input type="text" value="What value?"/>	y n ? <a href="#">i</a> <input type="text" value="What value?"/>	y n ? <a href="#">i</a> <input type="text" value="What value?"/>

Comments

« red maple-1

	3/1/2011 <a href="#">Circle all no</a> <a href="#">Delete</a>	<a href="#">Circle all no</a> <a href="#">Delete</a>	<a href="#">Circle all no</a> <a href="#">Delete</a>
Do you see breaking leaf buds?	y <input checked="" type="radio"/> n ? <a href="#">i</a> <input type="text" value="What value?"/>	y n ? <a href="#">i</a> <input type="text" value="What value?"/>	y n ? <a href="#">i</a> <input type="text" value="What value?"/>
Do you see leaves?	<input checked="" type="radio"/> y n ? <a href="#">i</a> <input type="text" value="95% or more"/>	y n ? <a href="#">i</a> <input type="text" value="What value?"/>	y n ? <a href="#">i</a> <input type="text" value="What value?"/>
Do you see increasing leaf size?	y n <input checked="" type="radio"/> ? <a href="#">i</a> <input type="text" value="What value?"/>	y n ? <a href="#">i</a> <input type="text" value="What value?"/>	y n ? <a href="#">i</a> <input type="text" value="What value?"/>
Do you see colored leaves?	y <input checked="" type="radio"/> n ? <a href="#">i</a> <input type="text" value="What value?"/>	y n ? <a href="#">i</a> <input type="text" value="What value?"/>	y n ? <a href="#">i</a> <input type="text" value="What value?"/>
Do you see falling leaves?	y <input checked="" type="radio"/> n ?	y n ?	y n ?
Do you see flowers?	y <input checked="" type="radio"/> n ? <a href="#">i</a> <input type="text" value="What value?"/>	y n ? <a href="#">i</a> <input type="text" value="What value?"/>	y n ? <a href="#">i</a> <input type="text" value="What value?"/>
Do you see open flowers?	y <input checked="" type="radio"/> n ? <a href="#">i</a> <input type="text" value="What value?"/>	y n ? <a href="#">i</a> <input type="text" value="What value?"/>	y n ? <a href="#">i</a> <input type="text" value="What value?"/>
Do you see pollen release?	y <input checked="" type="radio"/> n ? <a href="#">i</a> <input type="text" value="What value?"/>	y n ? <a href="#">i</a> <input type="text" value="What value?"/>	y n ? <a href="#">i</a> <input type="text" value="What value?"/>
Do you see fruits?	y n ? <a href="#">i</a> <input type="text" value="What value?"/>	y n ? <a href="#">i</a> <input type="text" value="What value?"/>	y n ? <a href="#">i</a> <input type="text" value="What value?"/>
Do you see ripe fruits?	y n ? <a href="#">i</a> <input type="text" value="What value?"/>	y n ? <a href="#">i</a> <input type="text" value="What value?"/>	y n ? <a href="#">i</a> <input type="text" value="What value?"/>
Do you see recent fruit drop?	y n ? <a href="#">i</a> <input type="text" value="What value?"/>	y n ? <a href="#">i</a> <input type="text" value="What value?"/>	y n ? <a href="#">i</a> <input type="text" value="What value?"/>

Comments



« red maple-1


























	3/1/2011 <a href="#">Circle all no</a> <a href="#">Delete</a>	<a href="#">Circle all no</a> <a href="#">Delete</a>	<a href="#">Circle all no</a> <a href="#">Delete</a>
Do you see breaking leaf buds?	y <input checked="" type="radio"/> n ? <a href="#">i</a> <input type="text" value="What value?"/>	y n ? <a href="#">i</a> <input type="text" value="What value?"/>	y n ? <a href="#">i</a> <input type="text" value="What value?"/>
Do you see leaves?	<input checked="" type="radio"/> y n ? <a href="#">i</a> <input type="text" value="95% or more"/>	y n ? <a href="#">i</a> <input type="text" value="What value?"/>	y n ? <a href="#">i</a> <input type="text" value="What value?"/>
Do you see increasing leaf size?	y n <input checked="" type="radio"/> ? <a href="#">i</a> <input type="text" value="What value?"/>	y n ? <a href="#">i</a> <input type="text" value="What value?"/>	y n ? <a href="#">i</a> <input type="text" value="What value?"/>
Do you see colored leaves?	y <input checked="" type="radio"/> n ? <a href="#">i</a> <input type="text" value="What value?"/>	y n ? <a href="#">i</a> <input type="text" value="What value?"/>	y n ? <a href="#">i</a> <input type="text" value="What value?"/>
Do you see falling leaves?	y <input checked="" type="radio"/> n ?	y n ?	y n ?
Do you see flowers?	y <input checked="" type="radio"/> n ? <a href="#">i</a> <input type="text" value="What value?"/>	y n ? <a href="#">i</a> <input type="text" value="What value?"/>	y n ? <a href="#">i</a> <input type="text" value="What value?"/>
Do you see open flowers?	y <input checked="" type="radio"/> n ? <a href="#">i</a> <input type="text" value="What value?"/>	y n ? <a href="#">i</a> <input type="text" value="What value?"/>	y n ? <a href="#">i</a> <input type="text" value="What value?"/>
Do you see pollen release?	y <input checked="" type="radio"/> n ? <a href="#">i</a> <input type="text" value="What value?"/>	y n ? <a href="#">i</a> <input type="text" value="What value?"/>	y n ? <a href="#">i</a> <input type="text" value="What value?"/>
Do you see fruits?	y <input checked="" type="radio"/> n ? <a href="#">i</a> <input type="text" value="What value?"/>	y n ? <a href="#">i</a> <input type="text" value="What value?"/>	y n ? <a href="#">i</a> <input type="text" value="What value?"/>
Do you see ripe fruits?	y <input checked="" type="radio"/> n ? <a href="#">i</a> <input type="text" value="What value?"/>	y n ? <a href="#">i</a> <input type="text" value="What value?"/>	y n ? <a href="#">i</a> <input type="text" value="What value?"/>
Do you see recent fruit drop?	y n ? <a href="#">i</a> <input type="text" value="What value?"/>	y n ? <a href="#">i</a> <input type="text" value="What value?"/>	y n ? <a href="#">i</a> <input type="text" value="What value?"/>





Comments

« red maple-1

	3/1/2011 <a href="#">Circle all no</a> <a href="#">Delete</a>	<a href="#">Circle all no</a> <a href="#">Delete</a>	<a href="#">Circle all no</a> <a href="#">Delete</a>
Do you see breaking leaf buds?	y <input checked="" type="radio"/> n ? <a href="#">i</a> <input type="text" value="What value?"/>	y n ? <a href="#">i</a> <input type="text" value="What value?"/>	y n ? <a href="#">i</a> <input type="text" value="What value?"/>
Do you see leaves?	<input checked="" type="radio"/> y n ? <a href="#">i</a> <input type="text" value="95% or more"/>	y n ? <a href="#">i</a> <input type="text" value="What value?"/>	y n ? <a href="#">i</a> <input type="text" value="What value?"/>
Do you see increasing leaf size?	y n <input checked="" type="radio"/> ? <a href="#">i</a> <input type="text" value="What value?"/>	y n ? <a href="#">i</a> <input type="text" value="What value?"/>	y n ? <a href="#">i</a> <input type="text" value="What value?"/>
Do you see colored leaves?	y <input checked="" type="radio"/> n ? <a href="#">i</a> <input type="text" value="What value?"/>	y n ? <a href="#">i</a> <input type="text" value="What value?"/>	y n ? <a href="#">i</a> <input type="text" value="What value?"/>
Do you see falling leaves?	y <input checked="" type="radio"/> n ?	y n ?	y n ?
Do you see flowers?	y <input checked="" type="radio"/> n ? <a href="#">i</a> <input type="text" value="What value?"/>	y n ? <a href="#">i</a> <input type="text" value="What value?"/>	y n ? <a href="#">i</a> <input type="text" value="What value?"/>
Do you see open flowers?	y <input checked="" type="radio"/> n ? <a href="#">i</a> <input type="text" value="What value?"/>	y n ? <a href="#">i</a> <input type="text" value="What value?"/>	y n ? <a href="#">i</a> <input type="text" value="What value?"/>
Do you see pollen release?	y <input checked="" type="radio"/> n ? <a href="#">i</a> <input type="text" value="What value?"/>	y n ? <a href="#">i</a> <input type="text" value="What value?"/>	y n ? <a href="#">i</a> <input type="text" value="What value?"/>
Do you see fruits?	y <input checked="" type="radio"/> n ? <a href="#">i</a> <input type="text" value="What value?"/>	y n ? <a href="#">i</a> <input type="text" value="What value?"/>	y n ? <a href="#">i</a> <input type="text" value="What value?"/>
Do you see ripe fruits?	y <input checked="" type="radio"/> n ? <a href="#">i</a> <input type="text" value="What value?"/>	y n ? <a href="#">i</a> <input type="text" value="What value?"/>	y n ? <a href="#">i</a> <input type="text" value="What value?"/>
Do you see recent fruit drop?	y <input checked="" type="radio"/> n ? <a href="#">i</a> <input type="text" value="What value?"/>	y n ? <a href="#">i</a> <input type="text" value="What value?"/>	y n ? <a href="#">i</a> <input type="text" value="What value?"/>

























Comments

Do you see increasing leaf size?	y n <b>?</b>  What value? ▾	y n ?  What value? ▾	y n ?  What value? ▾
Do you see colored leaves?	y <b>n</b> ?  What value? ▾	y n ?  What value? ▾	y n ?  What value? ▾
Do you see falling leaves?	y <b>n</b> ?	y n ?	y n ?
Do you see flowers?	y <b>n</b> ?  What value? ▾	y n ?  What value? ▾	y n ?  What value? ▾
Do you see open flowers?	y <b>n</b> ?  What value? ▾	y n ?  What value? ▾	y n ?  What value? ▾
Do you see pollen release?	y <b>n</b> ?  What value? ▾	y n ?  What value? ▾	y n ?  What value? ▾
Do you see fruits?	y <b>n</b> ?  What value? ▾	y n ?  What value? ▾	y n ?  What value? ▾
Do you see ripe fruits?	y <b>n</b> ?  What value? ▾	y n ?  What value? ▾	y n ?  What value? ▾
Do you see recent fruit drop?	y <b>n</b> ?  What value? ▾	y n ?  What value? ▾	y n ?  What value? ▾
Comments			






















Review submitted observations:  3 columns   1 column 

Submit observations

Reset Page

Do you see increasing leaf size?	y n <b>?</b>  What value? ▾	y n ?  What value? ▾	y n ?  What value? ▾
Do you see colored leaves?	y <b>n</b> ?  What value? ▾	y n ?  What value? ▾	y n ?  What value? ▾
Do you see falling leaves?	y <b>n</b> ?	y n ?	y n ?
Do you see flowers?	y <b>n</b> ?  What value? ▾	y n ?  What value? ▾	y n ?  What value? ▾
Do you see open flowers?	y <b>n</b> ?  What value? ▾	y n ?  What value? ▾	y n ?  What value? ▾
Do you see pollen release?	y <b>n</b> ?  What value? ▾	y n ?  What value? ▾	y n ?  What value? ▾
Do you see fruits?	y <b>n</b> ?  What value? ▾	y n ?  What value? ▾	y n ?  What value? ▾
Do you see ripe fruits?	y <b>n</b> ?  What value? ▾	y n ?  What value? ▾	y n ?  What value? ▾
Do you see recent fruit drop?	y <b>n</b> ?  What value? ▾	y n ?  What value? ▾	y n ?  What value? ▾
Comments			

Review submitted observations: ◀ 3 columns ▶ ◀ 1 column ▶

Do you see colored leaves?	y <input checked="" type="radio"/> n ?  What value? ▾	y n ?  What value? ▾	y n ?  What value? ▾
Do you see falling leaves?	y <input checked="" type="radio"/> n ?	y n ?	y n ?
Do you see flowers?	y <input checked="" type="radio"/> n ?  What value? ▾	y n ?  What value? ▾	y n ?  What value? ▾
Do you see open flowers?	y <input checked="" type="radio"/> n ?  What value? ▾	y n ?  What value? ▾	y n ?  What value? ▾
Do you see pollen release?	y <input checked="" type="radio"/> n ?  What value? ▾	y n ?  What value? ▾	y n ?  What value? ▾
Do you see fruits?	y <input checked="" type="radio"/> n ?  What value? ▾	y n ?  What value? ▾	y n ?  What value? ▾
Do you see ripe fruits?	y <input checked="" type="radio"/> n ?  What value? ▾	y n ?  What value? ▾	y n ?  What value? ▾
Do you see recent fruit drop?	y <input checked="" type="radio"/> n ?  What value? ▾	y n ?  What value? ▾	y n ?  What value? ▾
Comments			

Review submitted observations: ◀ 3 columns ▶ ◀ 1 column ▶

• All observations successfully saved.

Submit observations Reset Page

Do you see colored leaves?	y <input checked="" type="radio"/> n ? <input type="radio"/> i What value? ▾	y n ? <input type="radio"/> i What value? ▾	y n ? <input type="radio"/> i What value? ▾
Do you see falling leaves?	y <input checked="" type="radio"/> n ?	y n ?	y n ?
Do you see flowers?	y <input checked="" type="radio"/> n ? <input type="radio"/> i What value? ▾	y n ? <input type="radio"/> i What value? ▾	y n ? <input type="radio"/> i What value? ▾
Do you see open flowers?	y <input checked="" type="radio"/> n ? <input type="radio"/> i What value? ▾	y n ? <input type="radio"/> i What value? ▾	y n ? <input type="radio"/> i What value? ▾
Do you see pollen release?	y <input checked="" type="radio"/> n ? <input type="radio"/> i What value? ▾	y n ? <input type="radio"/> i What value? ▾	y n ? <input type="radio"/> i What value? ▾
Do you see fruits?	y <input checked="" type="radio"/> n ? <input type="radio"/> i What value? ▾	y n ? <input type="radio"/> i What value? ▾	y n ? <input type="radio"/> i What value? ▾
Do you see ripe fruits?	y <input checked="" type="radio"/> n ? <input type="radio"/> i What value? ▾	y n ? <input type="radio"/> i What value? ▾	y n ? <input type="radio"/> i What value? ▾
Do you see recent fruit drop?	y <input checked="" type="radio"/> n ? <input type="radio"/> i What value? ▾	y n ? <input type="radio"/> i What value? ▾	y n ? <input type="radio"/> i What value? ▾
Comments			

Review submitted observation

◀ 3 columns ▶





◀ 1 column ▶

• All observations successfully saved.

Submit observations

Reset Page






-  Nature's Notebook Home
-  My Account
-  Help
-  Download My Data



## Enter Observations

To submit observations fill out the form below. For help, scroll over (i) icons and row headers. Click on each species name to expand the phenophase reporting section. After you finish reporting, you can collapse the section again. When you have completed the form, click "Submit observations." Submitted observations will show in blue, but maybe edited ([more info](#)).

For each phenophase listed, click:  if the phenophase was occurring;  if the phenophase was not occurring; or  if you were not certain of the species or occurrence of the phenophase. If you did not look for the phenophase, do not click anything.

Select the site where your plant is located. Site: **My Back Yard** ▾

Review submitted observations: ◀ 3 columns ▶    ◀ 1 column ▶

Date	<input type="text"/>	<input type="text"/>	<input type="text"/>
------	----------------------	----------------------	----------------------

- » Report your contribution of time
- » Report your animal observation methods
- » Report on snow
  
- » red maple-1

Review submitted observations: ◀ 3 columns ▶    ◀ 1 column ▶

- 🏠 Nature's Notebook Home
- 👤 My Account
- ❓ **Help**
- ⬇️ Download My Data



## Enter Observations

To submit observations fill out the form below. For help, scroll over (i) icons and row headers. Click on each species name to expand the phenophase reporting section. After you finish reporting, you can collapse the section again. When you have completed the form, click "Submit observations." Submitted observations will show in blue, but maybe edited ([more info](#)).

For each phenophase listed, click: (y) if the phenophase was occurring; (n) if the phenophase was not occurring; or (?) if you were not certain of the species or occurrence of the phenophase. If you did not look for the phenophase, do not click anything.

Select the site where your plant is located. Site: **My Back Yard** ▾

Review submitted observations: ◀ 3 columns ▶ ◀ 1 column ▶

Date	<input type="text"/>	<input type="text"/>	<input type="text"/>
------	----------------------	----------------------	----------------------

» Report your contribution of time

» Report your animal observation methods

» Report on snow

» red maple-1

Review submitted observations: ◀ 3 columns ▶ ◀ 1 column ▶

Submit observations

Reset Page

A graphic featuring a spiral-bound notebook with a light brown cover and lined pages. The text "nature's notebook" is written in a brown, sans-serif font across the notebook. The word "nature's" is on the top line and "notebook" is on the bottom line. A small yellow bird is perched on the top of the letter 'o' in "notebook". There are also two small green leaves: one above the 'e' in "nature's" and one above the 't' in "notebook".

nature's  
notebook

**usanpn.org**