




Training Materials

Selecting a Site

usanpn.org




- 1. Select a site**
2. Select plant and animal species
3. Select individual plants
4. Mark your site and plants
5. Record your observations of animals
6. Record your observations of plants
7. Report your data online



A **site** is:

- The area within which you'll look for your animal species
- The area which encompasses any plants you plan to observe



When selecting your observation sites, consider these guidelines:

- Convenience
- Representative location
- Uniform habitat
- Appropriate size
- Proper permission



When selecting the site(s) where the plant(s) you will observe are located, consider these guidelines:

- ➔ Convenience
- Representative location
 - Uniform habitat
 - Appropriate size
 - Proper permission



When selecting the site(s) where the plant(s) you will observe are located, consider these guidelines:

- Convenience
- ➔ Representative location
- Uniform habitat
- Appropriate size
- Proper permission



When selecting the site(s) where the plant(s) you will observe are located, consider these guidelines:

- Convenience
- Representative location
- ➔ Uniform habitat
- Appropriate size
- Proper permission



When selecting the site(s) where the plant(s) you will observe are located, consider these guidelines:

- Convenience
- Representative location
- Uniform habitat
- ➔ Appropriate size
- Proper permission



When selecting the site(s) where the plant(s) you will observe are located, consider these guidelines:

- Convenience
- Representative location
- Uniform habitat
- Appropriate size
- ➔ Proper permission



Convenience

As you will be visiting your site(s) regularly, sites should be:

- convenient
- readily accessible



Representative location

Where possible, sites should be:


- Flat or gently sloping
- “Average” moisture conditions



Representative location

Try to avoid:

- Steep slopes
- Very windy sites
- Areas prone to snow drifts
- Watered or fertilized sites



Steep slope

Overall

Plants

Animals

The degree of development surrounding the site can best be described as: [?]

-Please select one

This site is best described as: [?]

-Please select one

How close is the nearest paved or maintained dirt road to the site? [?]

-Units

How close is the nearest permanent body of water to the site? [?]

-Units


What is the area of the site? [?]

-Units

Comments:

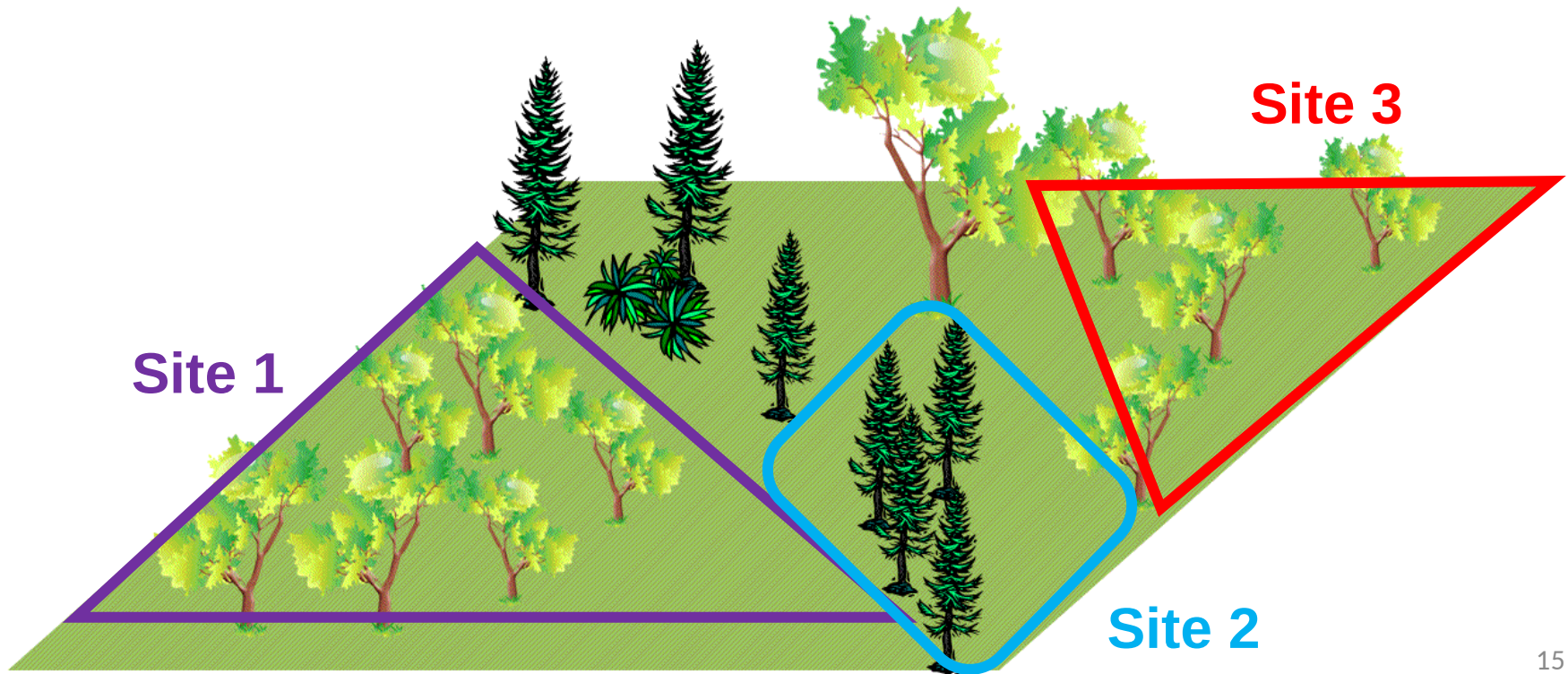
Uniform habitat

- The selected site(s) should be relatively uniform.
- Document plants from different habitats as separate sites.



Uniform habitat

- The selected site(s) should be relatively uniform.
- Document plants from different habitats as separate sites.



Appropriate size


Depends on...

- Whether your observations include plants or animals
- The habitat of your site



Appropriate size

A site should be *no larger than 15 acres*, a square with sides the length of 2 ½ football fields.



Larger properties can be divided into multiple sites.



Appropriate size

If your observations include **animals...**

Your site can be defined as:

- The area you can see well in all directions while standing still
- The area you can walk in a relatively short amount of time

Appropriate size: observing animals



Appropriate size: observing animals



If you are **only observing plants...**

Your site can be defined as:

- The area immediately surrounding a single plant



If you are **only observing plants...**

Your site can be defined as:

- The area encompassing several plants within 15 acres and uniform site conditions



Proper permission

- If you do not own the property, get permission from the landowner
- For public lands, you may need a permit



A graphic featuring a spiral-bound notebook with a light brown cover and lined pages. The text "nature's notebook" is written in a brown, sans-serif font across the notebook. The word "nature's" is on the top line and "notebook" is on the bottom line. A small yellow bird is perched on the top of the letter 'o' in "book". There are also two small green leaves: one above the 'e' in "nature's" and one above the 'b' in "notebook".

nature's
notebook

usanphn.org