




Training Materials

Selecting Individual Plants

usanpn.org



1. Select a site
2. Select plant and animal species
- 3. Select individual plants**
4. Mark your site and plants
5. Record your observations of animals
6. Record your observations of plants
7. Report your data online



When selecting individual plant(s) to observe, consider these issues:

- Plant health
- Number of individuals to monitor
- Plant lifespan (annual or perennial)
- Site conditions

When selecting individual plant(s) to observe, consider these issues:

 Plant health

- Number of individuals to monitor
- Plant lifespan (annual or perennial)
- Site conditions

When selecting individual plant(s) to observe, consider these issues:

- Plant health
- ➔ Number of individuals to monitor
- Plant lifespan (annual or perennial)
- Site conditions

When selecting individual plant(s) to observe, consider these issues:

- Plant health
- Number of individuals to monitor
- ➔ Plant lifespan (annual or perennial)
- Site conditions

When selecting individual plant(s) to observe, consider these issues:

- Plant health
- Number of individuals to monitor
- Plant lifespan (annual or perennial)

 Site conditions

Plant health

Choose plants that are

- healthy
- physically undamaged
- free of insects or disease



Healthy alder tree



Diseased alder tree

Number of plants of the same species to monitor

- 1 to 3 plants of the same species at a site



Number of plants of the same species to monitor

- 1 to 3 plants of the same species at a site
- Not direct neighbors, but in a similar environment



Three creosote bush plants selected for monitoring in an observer's back yard.


Notes on annual and biennial plants

- Avoid choosing the first or the last seedling to emerge
- Select a new plant to monitor each year (for annual plants) or every other year (for biennial plants)




Other considerations...

- ➔ Avoid plants that are close to a road or building
- For clonal plants, choose individual stems from different clumps



Other considerations...

- Avoid plants that are close to a road or building
- For clonal plants, choose individual stems from different clumps



Clonal aster plants

What if the plant I am observing dies?

- Select a new individual to monitor
- Note the death in the comments section of the datasheet
- Give the replacement plant a new, unique label



Recently dead glacier lily



nature's
notebook

usanphn.org