

OMB Control Number: 1660-NEW
Expiration Date: XX-XX-XXXX

PAPERWORK BURDEN DISCLOSURE NOTICE

Public reporting burden for this data collection is estimated to average 1 minute per response and 5 minutes for the initial set up. The burden estimate includes the time for reviewing instructions, searching existing data sources, gathering and maintaining the data needed, and completing and submitting this form. This collection of information is voluntary. You are not required to respond to this collection of information unless a valid OMB control number is displayed on this form. Send comments regarding the accuracy of the burden estimate and any suggestions for reducing the burden to: Information Collections Management, Department of Homeland Security, Federal Emergency Management Agency, 500 C Street, SW, Washington, DC20472-3100, Paperwork Reduction Project (1660-NEW). **NOTE: Do not send your completed form to this address.**

PRIVACY NOTICE (ENS SYSTEM)

Authority: The Homeland Security Act of 2002, Pub. L. No. 109-295, §§ 501-521; the Robert T. Stafford Disaster Relief and Emergency Assistance Act as amended, 42 U.S.C. §§ 5121-5207; National Security Presidential Directive (NSPD)-51/Homeland Security Presidential Directive (HSPD)-20, Federal Continuity Directive (FCD)-1; and FEMA Directive 262-3 authorize the collection of this information.

Purpose: FEMA is collecting this information to ensure that the Emergency Notification System (ENS) has the most current personal contact information for emergency responders in the event of a man-made disaster, a natural disaster, or planned exercise.

Routine Uses: FEMA will use this information to send notifications, alerts, and/or activations and to relay critical updates and guidance to DHS personnel, other federal departments, and other agencies or non-governmental organizations in response to an emergency scenario or exercise.

Disclosure: Furnishing this information is voluntary; however, failure to provide accurate information may delay or prevent the individual from receiving notifications in the event of an emergency.

To continue to the ENS login page click the button below:

Accept Privacy Notice

<http://ens1.dhs.gov>

Login

Check-In

Login Name:

Password:

Company Name:

Save my information









--WARNING--FOR OFFICIAL USE ONLY--

You are about to access a U.S. Government computer/information system. Access to this system is restricted to authorized users only. Anyone who accesses this system without authorization or exceeds authorized access could be subjected to a fine or imprisonment, or both, under Public Law 96-473. By accessing this system you consent to having your activities and or access recorded by system software and periodically monitored. If this record reveals suspected unauthorized use or criminal activity, the evidence may be provided to supervisory personnel and law enforcement officials.

--DO NOT PROCESS CLASSIFIED INFORMATION ON THIS SYSTEM--

Welcome to The Communicator! NXT...

The Premier Web Based Critical Communications Solution
By Cassidian Communications

-  **Contacts**
is an 'electronic address book' of people that can receive notification messages through one or more devices in a scenario activation.
-  **Groups**
is used to build categories of people to be notified in a scenario activation.
-  **Messages**
is used to create the information to be delivered to each device type (e.g., phone, email, fax, etc.) in a scenario activation.
-  **Scenarios**
is used to develop, activate or schedule notifications for specific events or situations.
-  **Reports**
is used to access the complete history of scenario activations, providing documented results for every notification.
-  **Settings**
is a 'specialized system toolkit', only accessible by administrator(s), that is used to manage pager services, define custom fields, maintain security users, manage logins, administer departments and define security requirements for user passwords.

ENS Login Page

Communicator! NXT | [Contacts](#) | [Groups](#) | [Messages](#) | [Scenarios](#) | [Reports](#) | [Settings](#)

Log Out ? Help

Contacts Summary > Contact Details

Quick Actions

- Back to Summary
- Add New Contact
- Add New Phone Number
- Add New Email Address
- Add New Fax Number
- Add New Alpha Pager
- Add New Numeric Pager
- Add New Mobile Email
- Add New Text Number
- Add Custom Field Info
- Remove Device(s)

Import

Import Contacts

How To ...

To Add New Contact...
 1) Complete the General Information and Address fields.
 2) Click Save.
 3) Next, add Devices and/or Custom Field Info.

General Information:

First Name: *

Last Name: *

User ID: *

Login Name: *

Assigned Department:

Address Information:

Country/Region:

Time Zone:

Change Password and/or PIN

This contact can receive Activation Reports.

Exclude From All Activations

* This field is required.

Devices

[All](#) | [Phone](#) | [Email](#) | [Fax](#) | [Alpha Pager](#) | [Numeric Pager](#) | [Mobile Email](#) | [Text](#)

Device	Information	Service	PIN
<input type="checkbox"/> Work	+1 (615) 866-8073		Change
<input type="checkbox"/> Text	+1 (615) 477-9764	Cassidian SMS Gateway	Change

Custom Fields

[In Use](#) | [Available](#)

Custom Field Name	Value
Automatically imported	yes Change

User's contact information page. Here they can modify their device information (email, phone number, etc.) or add/remove devices.