



(affix label here)

Patient ID Number	<input type="text"/>	<input type="text"/>	<input type="text"/>	<input type="text"/>	<input type="text"/>	<input type="text"/>	<input type="text"/>
	Site	Sub-site	Sequential ID				

PedsQLTM

Pediatric Quality of Life Inventory

Version 4.0

PARENT REPORT for TODDLERS (ages 2-4)

DIRECTIONS

On the following page is a list of things that might be a problem for **your child**. Please tell us **how much of a problem** each one has been for **your child** during the **past ONE month** by circling:

- 0** if it is **never** a problem
- 1** if it is **almost never** a problem
- 2** if it is **sometimes** a problem
- 3** if it is **often** a problem
- 4** if it is **almost always** a problem

There are no right or wrong answers.
If you do not understand a question, please ask for help.

Public reporting burden of this collection of information is estimated to average 5 minutes per response, including the time for reviewing instructions, searching existing data sources, gathering and maintaining data needed, and completing and reviewing the collection of information. An agency may not conduct or sponsor, and a person is not required to respond to a collection of information unless it displays a currently valid OMB control number. Send comments regarding this burden estimate or any other aspect of this collection of information, including suggestions for reducing this burden to CDC Reports Clearance Officer; 1600 Clifton Road NE, MS D-74, Atlanta, Georgia 30333; ATTN: PRA (0920-0904).

In the past **ONE month**, how much of a **problem** has your child had with ...

PHYSICAL FUNCTIONING (problems with...)	Never	Almost Never	Some-times	Often	Almost Always
1. Walking	0	1	2	3	4
2. Running	0	1	2	3	4
3. Participating in active play or exercise	0	1	2	3	4
4. Lifting something heavy	0	1	2	3	4
5. Bathing	0	1	2	3	4
6. Helping to pick up his or her toys	0	1	2	3	4
7. Having hurts or aches	0	1	2	3	4
8. Low energy level	0	1	2	3	4

EMOTIONAL FUNCTIONING (problems with...)	Never	Almost Never	Some-times	Often	Almost Always
1. Feeling afraid or scared	0	1	2	3	4
2. Feeling sad or blue	0	1	2	3	4
3. Feeling angry	0	1	2	3	4
4. Trouble sleeping	0	1	2	3	4
5. Worrying	0	1	2	3	4

SOCIAL FUNCTIONING (problems with...)	Never	Almost Never	Some-times	Often	Almost Always
1. Playing with other children	0	1	2	3	4
2. Other kids not wanting to play with him or her	0	1	2	3	4
3. Getting teased by other children	0	1	2	3	4
4. Not able to do things that other children his or her age can do	0	1	2	3	4
5. Keeping up when playing with other children	0	1	2	3	4

***Please complete this section if your child attends school or daycare**

SCHOOL FUNCTIONING (problems with...)	Never	Almost Never	Some-times	Often	Almost Always
1. Doing the same school activities as peers	0	1	2	3	4
2. Missing school/daycare because of not feeling well	0	1	2	3	4
3. Missing school/daycare to go to the doctor or hospital	0	1	2	3	4

FOR STUDY USE ONLY						
Date Completed	<input type="text"/>	<input type="text"/>	<input type="text"/>	<input type="text"/>	Completed by	<input type="text"/>
	Month	Day	Year			
Date Reviewed	<input type="text"/>	<input type="text"/>	<input type="text"/>	<input type="text"/>	Reviewer Code	<input type="text"/>
	Month	Day	Year			
Date Entered	<input type="text"/>	<input type="text"/>	<input type="text"/>	<input type="text"/>	Data Entry Code	<input type="text"/>
	Month	Day	Year			



(affix label here)

Patient ID Number	<input type="text"/>	<input type="text"/>	<input type="text"/>	<input type="text"/>	<input type="text"/>	<input type="text"/>	<input type="text"/>
	Site	Sub-site		Sequential ID			

PedsQL™

Pediatric Quality of Life Inventory

Version 4.0

YOUNG CHILD REPORT (ages 5-7)

Instructions for interviewer:

I am going to ask you some questions about things that might be a problem for some children. I want to know how much of a problem any of these things might be for you.




Show the child the template and point to the responses as you read.

If it is not at all a problem for you, point to the smiling face

If it is sometimes a problem for you, point to the middle face

If it is a problem for you a lot, point to the frowning face

I will read each question. Point to the pictures to show me how much of a problem it is for you. Let's try a practice one first.

	Not at all	Sometimes	A lot
Is it hard for you to snap your fingers			

Ask the child to demonstrate snapping his or her fingers to determine whether or not the question was answered correctly. Repeat the question if the child demonstrates a response that is different from his or her action.

Public reporting burden of this collection of information is estimated to average 5 minutes per response, including the time for reviewing instructions, searching existing data sources, gathering and maintaining data needed, and completing and reviewing the collection of information. An agency may not conduct or sponsor, and a person is not required to respond to a collection of information unless it displays a currently valid OMB control number. Send comments regarding this burden estimate or any other aspect of this collection of information, including suggestions for reducing this burden to CDC Reports Clearance Officer; 1600 Clifton Road NE, MS D-74, Atlanta, Georgia 30333; ATTN: PRA (0920-0904).

Think about how you have been doing for the last few weeks. Please listen carefully to each sentence and tell me how much of a problem this is for you.

After reading the item, gesture to the template. If the child hesitates or does not seem to understand how to answer, read the response options while pointing at the faces.

PHYSICAL FUNCTIONING (problems with...)	Not at all	Some-times	A lot
1. Is it hard for you to walk	0	2	4
2. Is it hard for you to run	0	2	4
3. Is it hard for you to play sports or exercise	0	2	4
4. Is it hard for you to pick up big things	0	2	4
5. Is it hard for you to take a bath or shower	0	2	4
6. Is it hard for you to do chores (like pick up your toys)	0	2	4
7. Do you have hurts or aches (<i>Where?</i> _____)	0	2	4
8. Do you ever feel too tired to play	0	2	4

Remember, tell me how much of a problem this has been for you for the last few weeks.

EMOTIONAL FUNCTIONING (problems with...)	Not at all	Some-times	A lot
1. Do you feel scared	0	2	4
2. Do you feel sad	0	2	4
3. Do you feel mad	0	2	4
4. Do you have trouble sleeping	0	2	4
5. Do you worry about what will happen to you	0	2	4

SOCIAL FUNCTIONING (problems with...)	Not at all	Some-times	A lot
1. Is it hard for you to get along with other kids	0	2	4
2. Do other kids say they do not want to play with you	0	2	4
3. Do other kids tease you	0	2	4
4. Can other kids do things that you cannot do	0	2	4
5. Is it hard for you to keep up when you play with other kids	0	2	4

SCHOOL FUNCTIONING (problems with...)	Not at all	Some-times	A lot
1. Is it hard for you to pay attention in school	0	2	4
2. Do you forget things	0	2	4
3. Is it hard to keep up with schoolwork	0	2	4
4. Do you miss school because of not feeling good	0	2	4
5. Do you miss school because you have to go to the doctor's or hospital	0	2	4

FOR STUDY USE ONLY

Date Completed

Month

Day

Year

Completed by

Date Reviewed

Month

Day

Year

Reviewer
Code

Date Entered

Month

Day

Year

Data Entry
Code

How much of a problem is this for you?

Not at all



Sometimes



A lot





(affix label here)

Patient ID Number	<input type="text"/>	<input type="text"/>	<input type="text"/>	<input type="text"/>	<input type="text"/>	<input type="text"/>	<input type="text"/>
	Site	Sub-site		Sequential ID			

PedsQLTM

Pediatric Quality of Life Inventory

Version 4.0

CHILD REPORT (ages 8-12)

DIRECTIONS

On the following page is a list of things that might be a problem for you. Please tell us **how much of a problem** each one has been for you during the **past ONE month** by circling:

- 0 if it is **never** a problem
- 1 if it is **almost never** a problem
- 2 if it is **sometimes** a problem
- 3 if it is **often** a problem
- 4 if it is **almost always** a problem

There are no right or wrong answers.
If you do not understand a question, please ask for help.

Public reporting burden of this collection of information is estimated to average 5 minutes per response, including the time for reviewing instructions, searching existing data sources, gathering and maintaining data needed, and completing and reviewing the collection of information. An agency may not conduct or sponsor, and a person is not required to respond to a collection of information unless it displays a currently valid OMB control number. Send comments regarding this burden estimate or any other aspect of this collection of information, including suggestions for reducing this burden to CDC Reports Clearance Officer; 1600 Clifton Road NE, MS D-74, Atlanta, Georgia 30333; ATTN: PRA (0920-0904).

In the past **ONE month**, how much of a **problem** has this been for you ...

ABOUT MY HEALTH AND ACTIVITIES (problems with...)	Never	Almost Never	Some-times	Often	Almost Always
1. It is hard for me to walk more than one block	0	1	2	3	4
2. It is hard for me to run	0	1	2	3	4
3. It is hard for me to do sports activity or exercise	0	1	2	3	4
4. It is hard for me to lift something heavy	0	1	2	3	4
5. It is hard for me to take a bath or shower by myself	0	1	2	3	4
6. It is hard for me to do chores around the house	0	1	2	3	4
7. I hurt or ache	0	1	2	3	4
8. I have low energy	0	1	2	3	4

ABOUT MY FEELINGS (problems with...)	Never	Almost Never	Some-times	Often	Almost Always
1. I feel afraid or scared	0	1	2	3	4
2. I feel sad or blue	0	1	2	3	4
3. I feel angry	0	1	2	3	4
4. I have trouble sleeping	0	1	2	3	4
5. I worry about what will happen to me	0	1	2	3	4

HOW I GET ALONG WITH OTHERS (problems with...)	Never	Almost Never	Some-times	Often	Almost Always
1. I have trouble getting along with other kids	0	1	2	3	4
2. Other kids do not want to be my friend	0	1	2	3	4
3. Other kids tease me	0	1	2	3	4
4. I cannot do things that other kids my age can do	0	1	2	3	4
5. It is hard to keep up when I play with other kids	0	1	2	3	4

ABOUT SCHOOL (problems with...)	Never	Almost Never	Some-times	Often	Almost Always
1. It is hard to pay attention in class	0	1	2	3	4
2. I forget things	0	1	2	3	4
3. I have trouble keeping up with my schoolwork	0	1	2	3	4
4. I miss school because of not feeling well	0	1	2	3	4
5. I miss school to go to the doctor or hospital	0	1	2	3	4

FOR STUDY USE ONLY

Date Completed

Month

Day

Year

Completed by

Date Reviewed

Month

Day

Year

Reviewer
Code

Date Entered

Month

Day

Year

Data Entry
Code



(affix label here)

Patient ID Number	<input type="text"/>	<input type="text"/>	<input type="text"/>	<input type="text"/>	<input type="text"/>	<input type="text"/>	<input type="text"/>
	Site	Sub-site	Sequential ID				

PedsQLTM

Pediatric Quality of Life Inventory

Version 4.0

TEEN REPORT (ages 13-18)

DIRECTIONS

On the following page is a list of things that might be a problem for you. Please tell us **how much of a problem** each one has been for you during the **past ONE month** by circling:

- 0** if it is **never** a problem
- 1** if it is **almost never** a problem
- 2** if it is **sometimes** a problem
- 3** if it is **often** a problem
- 4** if it is **almost always** a problem

There are no right or wrong answers.
If you do not understand a question, please ask for help.

Public reporting burden of this collection of information is estimated to average 5 minutes per response, including the time for reviewing instructions, searching existing data sources, gathering and maintaining data needed, and completing and reviewing the collection of information. An agency may not conduct or sponsor, and a person is not required to respond to a collection of information unless it displays a currently valid OMB control number. Send comments regarding this burden estimate or any other aspect of this collection of information, including suggestions for reducing this burden to CDC Reports Clearance Officer; 1600 Clifton Road NE, MS D-74, Atlanta, Georgia 30333; ATTN: PRA (0920-0904).

In the past **ONE month**, how much of a **problem** has this been for you ...

ABOUT MY HEALTH AND ACTIVITIES (problems with...)	Never	Almost Never	Some-times	Often	Almost Always
1. It is hard for me to walk more than one block	0	1	2	3	4
2. It is hard for me to run	0	1	2	3	4
3. It is hard for me to do sports activity or exercise	0	1	2	3	4
4. It is hard for me to lift something heavy	0	1	2	3	4
5. It is hard for me to take a bath or shower by myself	0	1	2	3	4
6. It is hard for me to do chores around the house	0	1	2	3	4
7. I hurt or ache	0	1	2	3	4
8. I have low energy	0	1	2	3	4

ABOUT MY FEELINGS (problems with...)	Never	Almost Never	Some-times	Often	Almost Always
1. I feel afraid or scared	0	1	2	3	4
2. I feel sad or blue	0	1	2	3	4
3. I feel angry	0	1	2	3	4
4. I have trouble sleeping	0	1	2	3	4
5. I worry about what will happen to me	0	1	2	3	4

HOW I GET ALONG WITH OTHERS (problems with...)	Never	Almost Never	Some-times	Often	Almost Always
1. I have trouble getting along with other teens	0	1	2	3	4
2. Other teens do not want to be my friend	0	1	2	3	4
3. Other teens tease me	0	1	2	3	4
4. I cannot do things that other teens my age can do	0	1	2	3	4
5. It is hard to keep up with my peers	0	1	2	3	4

ABOUT SCHOOL (problems with...)	Never	Almost Never	Some-times	Often	Almost Always
1. It is hard to pay attention in class	0	1	2	3	4
2. I forget things	0	1	2	3	4
3. I have trouble keeping up with my schoolwork	0	1	2	3	4
4. I miss school because of not feeling well	0	1	2	3	4
5. I miss school to go to the doctor or hospital	0	1	2	3	4

FOR STUDY USE ONLY

Date Completed

Month

Day

Year

Completed by

Date Reviewed

Month

Day

Year

Reviewer
Code

Date Entered

Month

Day

Year

Data Entry
Code



(affix label here)

Patient ID Number	<input type="text"/>	<input type="text"/>	<input type="text"/>	<input type="text"/>	<input type="text"/>	<input type="text"/>	<input type="text"/>
	Site	Sub-site		Sequential ID			

PedsQLTM

Pediatric Quality of Life Inventory

Version 4.0

YOUNG ADULT REPORT (age 19 or older)

DIRECTIONS

On the following page is a list of things that might be a problem for you. Please tell us **how much of a problem** each one has been for you during the **past ONE month** by circling:

- 0** if it is **never** a problem
- 1** if it is **almost never** a problem
- 2** if it is **sometimes** a problem
- 3** if it is **often** a problem
- 4** if it is **almost always** a problem

There are no right or wrong answers.
If you do not understand a question, please ask for help.

Public reporting burden of this collection of information is estimated to average 5 minutes per response, including the time for reviewing instructions, searching existing data sources, gathering and maintaining data needed, and completing and reviewing the collection of information. An agency may not conduct or sponsor, and a person is not required to respond to a collection of information unless it displays a currently valid OMB control number. Send comments regarding this burden estimate or any other aspect of this collection of information, including suggestions for reducing this burden to CDC Reports Clearance Officer; 1600 Clifton Road NE, MS D-74, Atlanta, Georgia 30333; ATTN: PRA (0920-0904).

In the past **ONE month**, how much of a **problem** has this been for you ...

ABOUT MY HEALTH AND ACTIVITIES (problems with...)	Never	Almost Never	Some-times	Often	Almost Always
1. It is hard for me to walk more than one block	0	1	2	3	4
2. It is hard for me to run	0	1	2	3	4
3. It is hard for me to do sports activity or exercise	0	1	2	3	4
4. It is hard for me to lift something heavy	0	1	2	3	4
5. It is hard for me to take a bath or shower by myself	0	1	2	3	4
6. It is hard for me to do chores around the house	0	1	2	3	4
7. I hurt or ache	0	1	2	3	4
8. I have low energy	0	1	2	3	4

ABOUT MY FEELINGS (problems with...)	Never	Almost Never	Some-times	Often	Almost Always
1. I feel afraid or scared	0	1	2	3	4
2. I feel sad or blue	0	1	2	3	4
3. I feel angry	0	1	2	3	4
4. I have trouble sleeping	0	1	2	3	4
5. I worry about what will happen to me	0	1	2	3	4

HOW I GET ALONG WITH OTHERS (problems with...)	Never	Almost Never	Some-times	Often	Almost Always
1. I have trouble getting along with other people my age	0	1	2	3	4
2. Other people my age do not want to be my friend	0	1	2	3	4
3. Other people my age tease me	0	1	2	3	4
4. I cannot do things that other people my age can do	0	1	2	3	4
5. It is hard to keep up with other people my age	0	1	2	3	4

ABOUT SCHOOL OR WORK (problems with...)	Never	Almost Never	Some-times	Often	Almost Always
1. It is hard to pay attention in class or at work	0	1	2	3	4
2. I forget things	0	1	2	3	4
3. I have trouble keeping up with my schoolwork or work assignments	0	1	2	3	4
4. I miss school or work because of not feeling well	0	1	2	3	4
5. I miss school or work to go to the doctor or hospital	0	1	2	3	4

FOR STUDY USE ONLY

Date Completed

Month

Day

Year

Completed by

Date Reviewed

Month

Day

Year

Reviewer
Code

Date Entered

Month

Day

Year

Data Entry
Code



(affix label here)

Patient ID Number	<input type="text"/>	<input type="text"/>	<input type="text"/>	<input type="text"/>	<input type="text"/>	<input type="text"/>	<input type="text"/>
	Site	Sub-site	Sequential ID				

PedsQLTM

Pediatric Quality of Life Inventory

Version 4.0

PARENT REPORT for YOUNG CHILDREN (ages 5-7)

DIRECTIONS

On the following page is a list of things that might be a problem for **your child**. Please tell us **how much of a problem** each one has been for **your child** during the **past ONE month** by circling:

- 0** if it is **never** a problem
- 1** if it is **almost never** a problem
- 2** if it is **sometimes** a problem
- 3** if it is **often** a problem
- 4** if it is **almost always** a problem

There are no right or wrong answers.
If you do not understand a question, please ask for help.

Public reporting burden of this collection of information is estimated to average 5 minutes per response, including the time for reviewing instructions, searching existing data sources, gathering and maintaining data needed, and completing and reviewing the collection of information. An agency may not conduct or sponsor, and a person is not required to respond to a collection of information unless it displays a currently valid OMB control number. Send comments regarding this burden estimate or any other aspect of this collection of information, including suggestions for reducing this burden to CDC Reports Clearance Officer; 1600 Clifton Road NE, MS D-74, Atlanta, Georgia 30333; ATTN: PRA (0920-0904).

In the past **ONE month**, how much of a **problem** has your child had with ...

PHYSICAL FUNCTIONING (problems with...)	Never	Almost Never	Some-times	Often	Almost Always
1. Walking more than one block	0	1	2	3	4
2. Running	0	1	2	3	4
3. Participating in sports activity or exercise	0	1	2	3	4
4. Lifting something heavy	0	1	2	3	4
5. Taking a bath or shower by him or herself	0	1	2	3	4
6. Doing chores, like picking up his or her toys	0	1	2	3	4
7. Having hurts or aches	0	1	2	3	4
8. Low energy level	0	1	2	3	4

EMOTIONAL FUNCTIONING (problems with...)	Never	Almost Never	Some-times	Often	Almost Always
1. Feeling afraid or scared	0	1	2	3	4
2. Feeling sad or blue	0	1	2	3	4
3. Feeling angry	0	1	2	3	4
4. Trouble sleeping	0	1	2	3	4
5. Worrying about what will happen to him or her	0	1	2	3	4

SOCIAL FUNCTIONING (problems with...)	Never	Almost Never	Some-times	Often	Almost Always
1. Getting along with other children	0	1	2	3	4
2. Other kids not wanting to be his or her friend	0	1	2	3	4
3. Getting teased by other children	0	1	2	3	4
4. Not able to do things that other children his or her age can do	0	1	2	3	4
5. Keeping up when playing with other children	0	1	2	3	4

SCHOOL FUNCTIONING (problems with...)	Never	Almost Never	Some-times	Often	Almost Always
1. Paying attention in class	0	1	2	3	4
2. Forgetting things	0	1	2	3	4
3. Keeping up with school activities	0	1	2	3	4
4. Missing school because of not feeling well	0	1	2	3	4
5. Missing school to go to the doctor or hospital	0	1	2	3	4

FOR STUDY USE ONLY						
Date Completed	<input type="text"/>	<input type="text"/>	<input type="text"/>	<input type="text"/>	Completed by	<input type="text"/>
	Month	Day	Year			
Date Reviewed	<input type="text"/>	<input type="text"/>	<input type="text"/>	<input type="text"/>	Reviewer Code	<input type="text"/>
	Month	Day	Year			
Date Entered	<input type="text"/>	<input type="text"/>	<input type="text"/>	<input type="text"/>	Data Entry Code	<input type="text"/>
	Month	Day	Year			



(affix label here)

Patient ID Number	<input type="text"/>	<input type="text"/>	<input type="text"/>	<input type="text"/>	<input type="text"/>	<input type="text"/>	<input type="text"/>
	Site	Sub-site	Sequential ID				

PedsQLTM

Pediatric Quality of Life Inventory

Version 4.0

PARENT REPORT for CHILDREN (ages 8-12)

DIRECTIONS

On the following page is a list of things that might be a problem for **your child**. Please tell us **how much of a problem** each one has been for **your child** during the **past ONE month** by circling:

- 0** if it is **never** a problem
- 1** if it is **almost never** a problem
- 2** if it is **sometimes** a problem
- 3** if it is **often** a problem
- 4** if it is **almost always** a problem

There are no right or wrong answers.
If you do not understand a question, please ask for help.

Public reporting burden of this collection of information is estimated to average 5 minutes per response, including the time for reviewing instructions, searching existing data sources, gathering and maintaining data needed, and completing and reviewing the collection of information. An agency may not conduct or sponsor, and a person is not required to respond to a collection of information unless it displays a currently valid OMB control number. Send comments regarding this burden estimate or any other aspect of this collection of information, including suggestions for reducing this burden to CDC Reports Clearance Officer; 1600 Clifton Road NE, MS D-74, Atlanta, Georgia 30333; ATTN: PRA (0920-0904).

In the past **ONE month**, how much of a **problem** has your child had with ...

PHYSICAL FUNCTIONING (problems with...)	Never	Almost Never	Sometimes	Often	Almost Always
1. Walking more than one block	0	1	2	3	4
2. Running	0	1	2	3	4
3. Participating in sports activity or exercise	0	1	2	3	4
4. Lifting something heavy	0	1	2	3	4
5. Taking a bath or shower by him or herself	0	1	2	3	4
6. Doing chores around the house	0	1	2	3	4
7. Having hurts or aches	0	1	2	3	4
8. Low energy level	0	1	2	3	4

EMOTIONAL FUNCTIONING (problems with...)	Never	Almost Never	Sometimes	Often	Almost Always
1. Feeling afraid or scared	0	1	2	3	4
2. Feeling sad or blue	0	1	2	3	4
3. Feeling angry	0	1	2	3	4
4. Trouble sleeping	0	1	2	3	4
5. Worrying about what will happen to him or her	0	1	2	3	4

SOCIAL FUNCTIONING (problems with...)	Never	Almost Never	Sometimes	Often	Almost Always
1. Getting along with other children	0	1	2	3	4
2. Other kids not wanting to be his or her friend	0	1	2	3	4
3. Getting teased by other children	0	1	2	3	4
4. Not able to do things that other children his or her age can do	0	1	2	3	4
5. Keeping up when playing with other children	0	1	2	3	4

SCHOOL FUNCTIONING (problems with...)	Never	Almost Never	Sometimes	Often	Almost Always
1. Paying attention in class	0	1	2	3	4
2. Forgetting things	0	1	2	3	4
3. Keeping up with schoolwork	0	1	2	3	4
4. Missing school because of not feeling well	0	1	2	3	4
5. Missing school to go to the doctor or hospital	0	1	2	3	4

FOR STUDY USE ONLY

Date Completed

Month

Day

Year

Completed by

Date Reviewed

Month

Day

Year

Reviewer
Code

Date Entered

Month

Day

Year

Data Entry
Code



(affix label here)

Patient ID Number	<input type="text"/>	<input type="text"/>	<input type="text"/>	<input type="text"/>	<input type="text"/>	<input type="text"/>	<input type="text"/>
	Site	Sub-site	Sequential ID				

PedsQLTM

Pediatric Quality of Life Inventory

Version 4.0

PARENT REPORT for TEENS (ages 13-18)

DIRECTIONS

On the following page is a list of things that might be a problem for **your teen**. Please tell us **how much of a problem** each one has been for **your teen** during the **past ONE month** by circling:

- 0** if it is **never** a problem
- 1** if it is **almost never** a problem
- 2** if it is **sometimes** a problem
- 3** if it is **often** a problem
- 4** if it is **almost always** a problem

There are no right or wrong answers.
If you do not understand a question, please ask for help.

Public reporting burden of this collection of information is estimated to average 5 minutes per response, including the time for reviewing instructions, searching existing data sources, gathering and maintaining data needed, and completing and reviewing the collection of information. An agency may not conduct or sponsor, and a person is not required to respond to a collection of information unless it displays a currently valid OMB control number. Send comments regarding this burden estimate or any other aspect of this collection of information, including suggestions for reducing this burden to CDC Reports Clearance Officer; 1600 Clifton Road NE, MS D-74, Atlanta, Georgia 30333; ATTN: PRA (0920-0904).

In the past **ONE month**, how much of a **problem** has your teen had with ...

PHYSICAL FUNCTIONING (problems with...)	Never	Almost Never	Some-times	Often	Almost Always
1. Walking more than one block	0	1	2	3	4
2. Running	0	1	2	3	4
3. Participating in sports activity or exercise	0	1	2	3	4
4. Lifting something heavy	0	1	2	3	4
5. Taking a bath or shower by him or herself	0	1	2	3	4
6. Doing chores around the house	0	1	2	3	4
7. Having hurts or aches	0	1	2	3	4
8. Low energy level	0	1	2	3	4

EMOTIONAL FUNCTIONING (problems with...)	Never	Almost Never	Some-times	Often	Almost Always
1. Feeling afraid or scared	0	1	2	3	4
2. Feeling sad or blue	0	1	2	3	4
3. Feeling angry	0	1	2	3	4
4. Trouble sleeping	0	1	2	3	4
5. Worrying about what will happen to him or her	0	1	2	3	4

SOCIAL FUNCTIONING (problems with...)	Never	Almost Never	Some-times	Often	Almost Always
1. Getting along with other teens	0	1	2	3	4
2. Other teens not wanting to be his or her friend	0	1	2	3	4
3. Getting teased by other teens	0	1	2	3	4
4. Not able to do things that other teens his or her age can do	0	1	2	3	4
5. Keeping up with other teens	0	1	2	3	4

SCHOOL FUNCTIONING (problems with...)	Never	Almost Never	Some-times	Often	Almost Always
1. Paying attention in class	0	1	2	3	4
2. Forgetting things	0	1	2	3	4
3. Keeping up with schoolwork	0	1	2	3	4
4. Missing school because of not feeling well	0	1	2	3	4
5. Missing school to go to the doctor or hospital	0	1	2	3	4

FOR STUDY USE ONLY

Date Completed	<input type="text"/> <input type="text"/>	<input type="text"/> <input type="text"/>	<input type="text"/> <input type="text"/> <input type="text"/> <input type="text"/>	Completed by	<input type="text"/> <input type="text"/> <input type="text"/>
	Month	Day	Year		
Date Reviewed	<input type="text"/> <input type="text"/>	<input type="text"/> <input type="text"/>	<input type="text"/> <input type="text"/> <input type="text"/> <input type="text"/>	Reviewer Code	<input type="text"/> <input type="text"/> <input type="text"/>
	Month	Day	Year		
Date Entered	<input type="text"/> <input type="text"/>	<input type="text"/> <input type="text"/>	<input type="text"/> <input type="text"/> <input type="text"/> <input type="text"/>	Data Entry Code	<input type="text"/> <input type="text"/> <input type="text"/>
	Month	Day	Year		