

Consumer Expenditure Diary Survey 2013 Specifications

Section	Tag Name	Variable Name	Question Text	Skip Instructions
	UPDPWD	UPDPWD	<p>◆ To update the Diary outcome code(s) enter the current password for this function.</p> <p>◆ Note: Diary outcome code(s) should only be updated in special circumstances (e.g. households were temporarily absent, laptop or instrument problem, etc.)</p>	<p>&lt;if correct password is entered&gt; [goto UPDDATE] [else goto UPDWARN]</p>
	UPDWARN	UPDWARN	<p>◆ Failed Attempt</p> <p>◆ The password you have entered is incorrect. Check NumLock and/or Caps Lock Keys and try again.</p> <p>◆ To update the Diary outcome codes enter the current password for this function.</p> <p>◆ Note: Diary outcome code(s) should only be updated in special circumstances (e.g. households were temporarily absent, laptop or instrument problem, etc.)</p> <p>1. Enter 1 to Continue 2. Enter 2 to Quit</p>	<p>&lt;1&gt; [go back to UPDPWD] &lt;2&gt; [quit]</p>
UPDATE	UPDDATE	UPDDATE	<p>◆ Enter the corresponding date for the previous Diary visit. (The EPD and LPD listed below are for your reference only)</p> <p>◆ EARLIEST PLACEMENT DATE: EPD</p> <p>◆ LATEST PLACEMENT DATE: LPD</p>	[goto UPDVISIT]
UPDATE	UPDVISIT	UPDVISIT	<p>◆ Enter the visit number for the Diary entries you would like to adjust. (The EPD and LPD listed below are for your reference only)</p> <p>◆ EARLIEST PLACEMENT DATE: EPD</p> <p>◆ LATEST PLACEMENT DATE: LPD</p> <p>1. visit number one 2. visit number two 3. visit number three</p>	<p>&lt;1&gt; [(If UPDDATE lt EPD-1 and EPD eq "Sunday") OR (If UPDDATE lt EPD and EPD ne "Sunday") OR (if UPDDATE gt LPD) then goto ERR_UPD] [else goto UPDRSN]</p> <p>&lt;2&gt; [(If DPLC_CHK ne 1 and INSTAT1 ne 201 and UPDDATE le LPD) OR (If DPLC_CHK ne 1 and INSTAT1 eq 201 and UPDDATE gt PLCEDAT1+14) OR (If DPLC_CHK ne 1 and INSTAT1 ne 201 and UPDDATE gt LPD+7) then goto ERR_UPD] [else goto UPDRSN]</p>

Consumer Expenditure Diary Survey 2013 Specifications

Section	Tag Name	Variable Name	Question Text	Skip Instructions
				<3> [(If DPLC_CHK ne 1 and INSTAT2 eq 201 and UPDDATE gt PLCEDAT2+14) OR (If DPLC_CHK eq 1 and UPDDATE gt PLCEDAT1+21) then goto ERR_UPD] [else goto UPDRSN]
UPDATE	UPDRSN	UPDRSN	<p>◆ Enter the reason for making this change.</p> <p>1. (S)FR didn't follow correct procedures 2. Case was coded incorrectly 3. Laptop problem 4. Survey instrument problem 5. Other (specify)</p>	<1-4> [goto START] <5> [goto UPDSPEC]
UPDATE	UPDSPEC	UPDSPEC	◆ Specify	[goto START]
F10		F10ENTRY	<p>*Were there any expenditures recorded in the Week 1 Diary at pick up?</p> <p>1. Yes 2. No</p>	<1,2> [goto F10RECALL]
F10		F10RECALL	<p>*Were any expenditures added to the Week 1 Diary at pick up through recall?1. Yes2. No</p>	<1> [goto F10RECPT] <2> [goto If F10ENTRY=2, goto F10BUY] [else, goto F10RESP]
F10		F10BUY	<p>Did [fill: YOU_ANY] have any expenses or purchases last week?*Do not include any expenses while away overnight?*If NO, make sure all 7 none boxes are checked on the Diary. 1. Yes 2. No</p>	<1,2,D,R> [goto F10RESP]
F10		F10RECPT	<p>*Were receipts used for the majority of these recalled items?1. Yes2. No</p>	<1,2> [goto F10RESP]
F10		F10RESP	**CHECK ITEM**	<1> [goto F10RULE]
F10		F10RULE	<p>[fill: Week 1 Diary is an interview/The Week 1 Diary is a Type A, Refusal. Do recall on the Week 2 Diary for the days between the end of Week 1 and the placement of the Week 2 Diary./The Week 1 Diary is a Type B. Do recall on the Week 2 Diary for the days between the end of Week 1 and the placement of the Week 2 Diary./The Week 1 Diary is a Type A/The Week 1 Diary is a Type B./The Week 1 Diary is an interview. Complete the Week 1 Diary by recall/The Week 1 Diary is an interview. Do recall on Week 2 Diary for the days between the end of Week 1 Diary and placement of Week 2 Diary]1. Enter 1 to Continue</p>	<1> [If DPLC_CHK ne 1, and RESPONS1=1,2,3, 4 or 7, goto F10APPT] [If RESPONS1=5, goto F10FRN] [If PICK_UP1=326, goto F10NAME]
F10		F10FRN	<p>* Enter type of refusal</p> <p>1. Hostile Respondent</p>	<1-3> [Else, goto F10APPT]

Section	Tag Name	Variable Name	Question Text	Skip Instructions																																
			2. Time Related Excuses Problems      3. Language      4. Other refusal - specify	<4>      [goto F10RSNS]																																
F10		F10RSNS	* Specify type of refusal	<45 characters>      [goto F10APPT]																																
F10		F10NAME	* Enter contact person's name	<42 characters>      [goto F10TITLE]																																
F10		F10TITLE	* Enter Contact person's title	<43 characters>      [goto F10PHONE]																																
F10		F10PHONE	* Enter contact person's phone number	<10 digits>      [goto F10EXT] <Empty, D, R>      [goto F10ADD1]																																
F10		F10EXT	* Enter contact person's phone number extension	<0000-9999, D, R, Empty>      [goto F10ADD1]																																
F10		F10ADD1	* Enter contact person's street address	<54 characters>      [goto F10ADD2]																																
F10		F10ADD2	* Enter second line of address if necessary	<54 characters>      [goto F10PO]																																
F10		F10PO	* Enter city	<20 characters>      [goto F10ST]																																
F10		F10ST	* Enter state	<2 Digit State codes, D, R>      [goto F10ZIP5]																																
F10		F10ZIP5	* Enter zipcode	<5 characters,D,R>      [goto F10APPT]																																
		F10_ST1	Instruct the respondent on how to complete the Week 1 Diary, and attempt to leave the Diary form with the respondent.  <table border="0"> <tr> <td>RO</td> <td>PSU</td> <td>Seg</td> <td>Seg.</td> <td>Sample</td> <td>Serial</td> <td>Serial</td> <td>HH</td> </tr> <tr> <td>CU</td> <td></td> <td>Spinoff</td> <td>Week</td> <td></td> <td></td> <td></td> <td></td> </tr> <tr> <td></td> <td></td> <td>No</td> <td>Suffix</td> <td>Design</td> <td>No.</td> <td>Suffix</td> <td>No.</td> </tr> <tr> <td></td> <td>No.</td> <td>Ind</td> <td></td> <td></td> <td></td> <td></td> <td></td> </tr> </table> <p>----- -----</p> <p>Site (1-5) (6-9) (10) (11-14) (15-16) (17-18) (19) (20-21) (22-23) 01</p> <p><b>Was the Week 1 Diary placed?</b></p> <p>1. Yes 2. No</p>	RO	PSU	Seg	Seg.	Sample	Serial	Serial	HH	CU		Spinoff	Week							No	Suffix	Design	No.	Suffix	No.		No.	Ind						<1> goto F10_CK1 <2> goto F10APPT
RO	PSU	Seg	Seg.	Sample	Serial	Serial	HH																													
CU		Spinoff	Week																																	
		No	Suffix	Design	No.	Suffix	No.																													
	No.	Ind																																		
F10		F10_DCK1	*The ideal date for picking up the Week 1 Diary is between [fill: PLCEDAT1+8] and [fill: PLCDAT1+14].* Will the respondent be available for pick up during this period? Double place the Diary if: * You traveled 50 miles or more to place Diary * Respondent will NOT be available for	<1>      [goto F10_DCHK]																																

Section	Tag Name	Variable Name	Question Text	Skip Instructions
			scheduled Week 1 pickup * CU will require an interpreter * You have been assigned 3 or more Diary cases *Respondent is reluctant/hesitant/too busy to do daily recordings BUT will save receipts 1. Enter 1 to continue	
		F10_DCHK	Was this a Week 1 and Week 2 double placement?  1. Yes 2. No	<1> goto F10DRES <2> goto F10APPT
		F10DRES	Why were both diaries placed?  1. No one available for Week 1 pickup 2. CU requests no Week 1 pickup 3. FR does not work on Sunday 4. Traveled 50 miles or more to place diary 5. CU requires an interpreter 6. Respondent busy but agrees to collect receipts 7. FR assigned 3 or more diary cases 8. Other	<1-7> goto F10APPT <4> goto F10DSPC
		F10DSPC	Specify:	<30 characters> goto F10APPT
F10		F10_ST2	Instruct the respondent on how to complete the Week 2 Diary, and attempt to leave the Diary form with the respondent.  RO PSU Seg Seg. Sample Serial Serial HH CU Spinoff Week No Suffix Design No. Suffix No. No. Ind ----- SITE (1-5) (6-9) (10) (11-14) (15-16) (17-18) (19) (2 0-21) (22-23) 02  Was the Week 2 Diary placed?  1. Yes 2. No	<1,2> goto F10APPT
F10		F10APPT	<b>[fill: *DO NOT place Diary. Roster section not complete] *</b> <b>Missing Sections: Press shift-F5 to view the status table</b> <b>I'd like to schedule a DATE to [Fill: conduct/complete] the interview.</b> <b>May I return on * Diary must be picked up within this range.0.</b>	<1-7> [goto F10BSTI] <B,R> [goto DONE]

Section	Tag Name	Variable Name	Question Text	Skip Instructions
			Battery problem1. [fill: DayName] [fill: PLCEDAT1 +8/PLCEDAT2 +8/PLCEDAT1+15] 2. [fill: DayName] fill: PLCEDAT1 +9/PLCEDAT2 +9/PLCEDAT1+16] 3. [fill: DayName] [fill: PLCEDAT1 +10/PLCEDAT2 +10/PLCEDAT1+17] 4. [fill: DayName] [fill: PLCEDAT1 +11/PLCEDAT2 +11/PLCEDAT1+18] 5. [fill: DayName] [fill: PLCEDAT1 +12/PLCEDAT2 +12/PLCEDAT1+19] 6. [fill: DayName] [fill: PLCEDAT1 +13/PLCEDAT2 +13/PLCEDAT1+20] 7. [fill: DayName] [fill: PLCEDAT1 +14/PLCEDAT2 +14/PLCEDAT1+21] [fill: 8. [fill: DayName] [fill: PLCEDAT1+15] 9. [fill: DayName] [fill: PLCEDAT1+16] 10. [fill: DayName] [fill: PLCEDAT1+17] 11. [fill: DayName] [fill: PLCEDAT1+18] 12. [fill: DayName] [fill: PLCEDAT1+19] 13. [fill: DayName] fill: PLCEDAT1+20] 14. [fill: DayName] [fill: PLCEDAT1+21] ]	
F10		F10BSTI	When is the best time to contact you? * Do not read categories 0. BATTERY problem 1. Morning (9am-12 noon) (9am-9pm) 2. Noon/lunchtime (11am-1pm) Late evening/night (7pm-9pm) 3. Afternoon (12 noon-4pm) 8. Daytime (9am-4pm) 4. Suppertime/early evening/dinnertime(4pm-7pm) 5. Evening (6pm-9pm) 6. Anytime 7. 9. After 5pm	<1-9> [goto F10BSTSP] <0> [goto DONE]
F10		F10BSTSP	* Enter specific best time to contact	<30 characters, empty> [goto F10SUN]
F10		F10SUN	Would a Sunday interview be acceptable? 0. Battery problem No 1. Yes 2.	<0,1,2> [goto F10VRINF]
F10		F10VRINF	* Verify/change any of the information listed below? Phone Number: [fill: (AREA) PREFIX - SUFFIX] 1. Enter 1 to Continue 2. Change	<1> [goto F10THANK] <2> [goto F10VPHN]
F10		F10VPHN	What is your telephone number?*Enter zero for none.	<15 Characters, 0, Empty,R> [goto F10THANK]
F10		F10THANK	Thank you. I'll come back at the time suggested. 1. Enter 1 to Continue	<1> [goto DONE]
FRONT		DATAMODEL_CHK	** CHECK ITEM AT THE DATA MODEL LEVEL **	[goto SETBASIC]
FRONT		SETBASIC	** CHECK ITEM **	[goto START]
FRONT		DATE_CHK	*CHECK ITEM*	(too early to place) [If current date before EPD and EPD = "Sunday" (Allow EPD-1) and goto START] [If current

Section	Tag Name	Variable Name	Question Text	Skip Instructions
				<p>date before EPD and EPD ne "Sunday" (DO NOT EPD-1) and goto PLPRDERR]</p> <p>(late place wk 1) [If VISITNUM =1 and current date after LPD, goto PLPRDERR]</p> <p>(late plc w2, wk 1= interview) [If VISITNUM =2 and DPLC_CHK ne 1 and INSTAT1 = 201 and entry in PICK_UP1 and current date &gt; PLCEDAT1+14, goto PLPRDERR]</p> <p>(late plc w2, wk 1 ne interview) [If VISITNUM =2 and DPLC_CHK ne 1 and INSTAT1 ne 201 and entry in PICK_UP1 and LPD =&gt; current date &gt; LPD + 7, goto PLPRDERR]</p> <p>(late pickup w1) [If VISITNUM =2 and DPLC_CHK ne 1 and INSTAT1=201 and current date gt PLCEDAT1+14, goto PLPRDERR]</p> <p>(late pkup w2) [If VISITNUM =3 and DPLC_CHK ne 1 and INSTAT2=201 and current date gt PLCEDAT2+14, goto PLPRDERR]</p> <p>(late pkup w2) [If VISITNUM =3 and DPLC_CHK ne 1 and INSTAT1=201 and PICK_UP1=empty and INSTAT2=201 and current date gt PLCEDAT2+14, goto PLPRDERR]</p> <p>(late pickup 2X) [If VISITNUM =3 and DPLC_CHK=1 and current date gt PLCEDAT1+21, goto PLPRDERR]</p> <p>[Else, goto START]</p>
FRONT		PLPRDERR	<p>PLACEMENT/PICKUP Diary Survey</p> <p>ERROR</p>	<p>&lt;1&gt; [If current date before EPD and EPD ne "Sunday", goto DONE] [If VISITNUM =2 and DPLC_CHK ne 1 and</p>

Consumer Expenditure Diary Survey 2013 Specifications

Section	Tag Name	Variable Name	Question Text	Skip Instructions
			Visit Number: [Fill: VISITNUM] Date: [Fill: 2500.EPD] Date is: [Fill: current date] Date: [Fill: 2500.LPD]	Earliest Placement Latest Placement
			^PLACEDATE 1. Enter 1 to Continue	INSTAT1 ne 201 and current date <= LPD, goto DONE] [If VISITNUM =1 and current date after LPD, goto RACRF_W1] [If VISITNUM =2 and DPLC_CHK ne 1 and INSTAT1 = 201 and current date > PLCEDAT1+14, goto RACRF_W2] [If VISITNUM =2 and DPLC_CHK ne 1 and INSTAT1 ne 201 and current date > LPD + 7, goto RACRF_W2] [If VISITNUM =3 and DPLC_CHK ne 1 and INSTAT1=201 and PICK_UP1=empty and INSTAT2=201 and current date gt PLCEDAT2+14, goto DONE] [If VISITNUM =3 and DPLC_CHK ne 1 and INSTAT2=201 and current date gt PLCEDAT2+14, goto DONE] [If VISITNUM =3 and DPLC_CHK=1 and current date gt PLCEDAT1+21, goto DONE]
FRONT	START		◆ CENSUS CATI/CAPI SYSTEM [Date instrument changed] Consumer Expenditure Surveys Diary Survey Case status is: ^STATUS Date: [Fill: 2500.EPD] Date: [Fill: 2500.LPD] Date is: [Fill: current date] VISIT NUMBER: [Fill: VISITNUM]	<1> [If VISITNUM is 1 and ROSTERINFO="no", goto GENINTRO] [If VISITNUM is 1 and NEWCU=1, goto SHOWROS] [If VISITNUM is 2 new unit=E or A or Replaced , goto GENINTRO] (new extras picked up in visit 2) [If VISITNUM is 2 AND NEWCU=1 , goto GENINTRO] [(VISITNUM=2) and (INSTAT1=201) and (PICK_UP1=empty) and (current date less than PLCEDAT1+8) and (DPLC_CHK ne 1)] or [(VISITNUM=3) and (INSTAT2=201) and (PICK_UP2=empty) and (current date less than PLCEDAT1+15) and (DPLC_CHK ne 1)] or [(VISITNUM=3) and (INSTAT1=201) and (PICK_UP1=empty) and (current date less than PLCEDAT1+8) and (DPLC_CHK = 1)] or [(VISITNUM=3) and (INSTAT1=201) and (PICK_UP1 ne empty or Type C) and (INSTAT2=201) and (PICK_UP2=empty) and (current date less than PLCEDAT1+15) and (DPLC_CHK = 1), goto
			1. Enter 1 to Continue 2. Skip Notes 3. Quit: Do not attempt now 4. Noninterview	

Section	Tag Name	Variable Name	Question Text	Skip Instructions
			5. Transmit for reassignment	PICK_CHK]  [Else, if VISITNUM is 2 or 3 , goto SHOW_NOTES] <2> [goto GENINTRO] <3> [If VISITNUM=1, goto PHONENUM]  [If VISITNUM is 2 or 3, goto VERIFY_INFO] <4> [If VISITNUM is 1, goto NTYPE_W1](w1 place)  [If VISITNUM is 2 and INSTAT1=201, goto NTYP_PK1] (w1 pickup)  [If VISITNUM is 2 and INSTAT1 ne 201, goto NTYPE_W2] (w2 place)  [If VISITNUM is 3 , goto NTYP_PK2](w2 pickup)  [If VISITNUM is 3 and DPLC_CHK is 1, goto NTYP_PK1] (w1 pickup)  <5> [goto VERRSGN]
FRONT		VERRSGN	♦ You are about to transmit this case for reassignment.  Are you sure want to reassign this case?  1. Yes 2. No	<1> [goto DONE] <2> [goto START]
FRONT		PICK_CHK	♦ The 7-day pickup period for the Diary is from ^PICKCHK1 to ^PICKCHK2 .  The Diary should not be picked up prior to this period.  Do you want to continue with early pickup?	<1> [goto PICKREAS] <2> [goto DONE]



Section	Tag Name	Variable Name	Question Text	Skip Instructions
			1. Enter 1 to Continue 2. Quit	
FRONT		PICKREAS	◆ Why is early pickup being performed?	1-4> [goto VISIT_SHOW] <5> [goto PICKSP]
			1. CU will be away during regular pick-up date. 2. CU is moving. 3. CU refuses to keep diary any longer. 4. Weather/natural disaster. 5. Other-specify	
FRONT		PICKSP	◆ Specify:	<30 char> [goto SHOW_NOTES]
FRONT		SHOW_NOTES	◆ INFORMATION FROM PREVIOUS VISIT	<1> [goto VISIT_SHOW]
			BEST TIME TO CALL: ^BESTTIME [Fill: BESTTM2]	
			SUNDAY INTERVIEW: ^NOSUNDAY	
			Use CNTRL-F7 to view case level notes	
			1. Enter 1 to Continue	
FRONT		VISIT_SHOW	◆ Diary Placement Status:	<1> [goto SHOWROS]
			Week 1 First Placement Date: ^PLCEDAT1      Status: ^INSTAT1  First Pick up Date: ^PICKDTE1      Status: ^PICK_UP1	
			Week 2 Second Placement Date: ^PLCEDAT2      Status: ^INSTAT2  Second Pickup Date: ^PICKDTE2      Status: ^PICK_UP2	
			^CP1NAME ^CP1TITL ^CP1PHONE	

Section	Tag Name	Variable Name	Question Text	Skip Instructions
			^CP1ADD1 ^CP1ADD2 ^CP1ADD3 ^CP1EXT ^BYOBSV Use CNTRL+F7 to view case level notes.	
			1. Enter 1 to Continue	
FRONT		SHOWROS	STATUS OF HOUSEHOLD COMPOSITION AS OF LAST VISIT  Resp. LN NAME MEMBER RELATION CU SEX AGE (Person 1) (Person 2)	<1> [goto GENINTRO]
			1. Enter 1 to Continue	
FRONT		GENINTRO	o ^GENINTRO If unavailable use Shift-F1 for HH roster. o Introduce survey - adjust introduction to last interview's status and respondent o The Household address is: ^GENADDRS ^GENADDRS2  Read if necessary  I am (your name) from the US Census Bureau. Here is my identification card. We are conducting a Consumer Expenditure Survey for the Bureau of Labor Statistics. I have some questions I would like to ask you.  ^LETTER  ^GENINTRO2	<1> [goto RECVDEBT] <2> [goto GIVE_LETTER]
FRONT		RECVDEBT	[Fill1: The letter you received should have included a debit card, which was a gift from the Census Bureau.] [Fill2: You should have also received a debit card as a gift from the Census Bureau.]	<1> [goto USEDEBT] <2, D> [goto NOTRECVD] <R> [goto INTROB]

Section	Tag Name	Variable Name	Question Text	Skip Instructions
			<p>[Fill3: Did anyone living at this address receive the debit card?]                      [Fill4: Did (READ NAMES) receive a debit card?]</p> <p>[Display roster for this CU]</p> <p>1. Yes                      2. No</p>	
FRONT		USEDEBT	<p><b>The debit card was a gift for you to use immediately. Has anyone used the debit card?</b></p> <p>1. Yes                      2. No</p>	<p>&lt;1&gt; [goto PROBUSE]                      &lt;2&gt; [goto NOTUSED]                      &lt;D&gt; [goto DONTUSE]                      &lt;R&gt; [goto INTROB]</p>
FRONT		NOTUSED	<p><b>Why haven't you tried to use the debit card?</b></p> <p><i>FR Instruction - Mark all that apply, separate with commas.</i></p> <p>1. Haven't had time                      2. Not clear how to used the debit card                      3. Not clear where to use the debit card                      4. Thought using the debit card was a commitment to doing the survey                      5. Debit card is a waste of government money                      6. Didn't know card could already be used                      7. Another person has the card                      8. Wanted to talk to interviewer about the survey first                      9. Lost or misplaced the card                      10. Other - Specify                      11. Don't Know</p>	<p>&lt;9&gt; [goto NOTRECVD]                      &lt;10&gt; [goto NOTUSDSP]                      &lt;R&gt; [goto INTROB]</p> <p>Else goto DONTUSE</p>
FRONT		NOTUSDSP	<p><i>FR Instruction -- Specify other reason</i></p>	<p>30 character text field [goto DONTUSE]</p>
FRONT		PROBUSE	<p><b>Were there any problems using the debit card?</b></p> <p>1. Yes                      2. No</p>	<p>&lt;1&gt; [goto WHATPROB]                      &lt;2&gt; [goto INTROB]</p>
FRONT		WHATPROB	<p><b>What problems did you have using the debit card?</b></p> <p><i>FR Instruction -- Mark all that apply, separate with commas.</i></p>	<p>&lt;7&gt; [goto NOTRECVD]                      &lt;8&gt; [goto PRBLMSP]                      &lt;R&gt; [goto INTROB]</p>

Section	Tag Name	Variable Name	Question Text	Skip Instructions
			<ol style="list-style-type: none"> <li>1. ATM did not accept debit card</li> <li>2. Store did not accept the debit card</li> <li>3. Forgot PIN</li> <li>4. PIN did not work</li> <li>5. Instructions were not clear</li> <li>6. Instructions were lost</li> <li>7. Lost or misplaced the debit card</li> <li>8. Other - specify</li> <li>9. Don't know</li> </ol>	Else goto ABLTOUSE
FRONT		PRBLMSP	<a href="#">FR Instruction -- Specify other problem</a>	30 character text field [goto ABLTOUSE]
FRONT		ABLTOUSE	<p><b>Were you able to cash the debit card anyway?</b></p> <ol style="list-style-type: none"> <li>1. Yes</li> <li>2. No</li> </ol>	<p>&lt;1,R&gt; [goto INTROB]                      &lt;2,D&gt; [goto DONTUSE]</p>
FRONT		DONTUSE	<p><b>Please wait until the end of the two-week survey period to spend the \$[fill incentive amount]. This is so the gift does not affect your spending during the two-week survey period.</b></p>	<1> [goto INTROB]
FRONT		NOTRECVD	<p>1. Enter 1 to Continue</p> <p><b>[Fill1: I'm sorry that you did not receive the debit card. My office will send you another card in the amount of \$[fill incentive amount] as soon as possible.]</b></p> <p><b>[Fill2: I'm sorry that the original debit card we sent to you was misplaced. My office will send you a replacement card in the amount of \$[fill incentive amount] as soon as possible.]</b></p> <p><b>After you receive the card, please wait until the end of the two-week survey period to collect and spend the \$[fill incentive amount]. This is so the gift does not affect your spending during the two-week survey period.</b></p> <p><a href="#">FR Instruction - Instruct the respondent to destroy the original card if it is found/received.</a></p>	<1> [goto INTROB]

Consumer Expenditure Diary Survey 2013 Specifications

Section	Tag Name	Variable Name	Question Text	Skip Instructions
FRONT		GIVE_LETTER	<p>1. Enter 1 to Continue</p> <p>Hand the respondent the letter</p> <p>Allow time to read</p>	<1> [goto RECVDEBT]
FRONT		INTROB	<p>1. Enter 1 to Continue</p> <p>Is Respondent ready to complete the interview?</p> <p>1. Enter 1 to Continue 2. Reluctant Respondent 3. Non-Interview 4. Other Outcome 5. Wrong address 6. Inconvenient time</p>	<p>&lt;1&gt; [If VISITNUM =2 or 3 and NEWCU ne 1, goto PLACEWK2] [If VISITNUM=1 and Newly spawned CU, goto MAILAD] [Else goto VERDADD] &lt;2,4&gt; [If VISITNUM=1, goto PHONENUM] [If VISITNUM is 2 or 3, goto VERIFY_INFO] &lt;3&gt; [ If VISITNUM is 1, goto NTYPE_W1] (w1 place) [If VISITNUM is 2 and INSTAT1=201, goto NTYP_PK1] (w1 pickup) [If VISITNUM is 2 and INSTAT1 ne 201, goto NTYPE_W2] (w2 place) [If VISITNUM is 3 and DPLC_CHK is 1, goto NTYP_PK1] (w1 pickup) [If VISITNUM is 3, goto NTYP_PK2] (w2 pickup) &lt;5&gt; [goto DONE] &lt;6&gt; [goto APPTOTH]</p>
FRONT		PLACEWK2	<p>Are you picking up the Week 1 Diary and placing the Week 2 Diary or placing the Week 2 Diary only?</p> <p>1. Picking up the Week 1 Diary and placing the Week 2 Diary. 2. Placing the Week 2 Diary only (without picking up the Week 1 Diary)</p>	<p>&lt;1&gt; [If (current date less than PLCEDAT1+8, goto PICK_CHK] [Else, goto ANYENTR1] &lt;2&gt; [goto WK2_ST2]</p>
FRONT		REPLACE_HH	<p>Is this a Replacement Household?</p> <p>1. Yes 2. No</p>	<p>&lt;1&gt; [goto REPLACE_VER] &lt;2&gt; [goto VERDADD]</p>

Section	Tag Name	Variable Name	Question Text	Skip Instructions
FRONT		REPLACE_VER	<p>A replacement household means that there are no members of the original household living at this address. Are you sure that this is a replacement household?</p> <p>1. Yes 2. No</p>	<p>&lt;1&gt; [if VISITNUM=3, goto DONE] [If TOTALCU is 1, goto ONE_CU] [IF TOTALCU equals CU_COUNT then go to MULTI_CU3] [ALL Others go to MULTI_CU4]</p> <p>&lt;2&gt; [goto VERADD]</p>
FRONT		ONE_CU	<p>A Replacement Household Case will be spawned. You will need to exit this case and pull up the New Case in order to interview the replacement household.</p> <p>The case you are currently in will automatically become a type C.</p> <p>1. Enter 1 to Continue</p>	<p>&lt;1&gt; [goto DONE]</p>
FRONT		MULTI_CU3	<p>◆ A Replacement Household Case will be spawned. You will need to exit this case and pull up the New Case in order to interview the replacement household.</p> <p>This case is part of a Multi-CU Address.</p> <p>The case you are currently in will automatically become a Type C, but you MUST manually Type C all other Cases. (There are [Fill: TOTALCU] cases that must be Type C'd.)</p> <p>1. Enter 1 to Continue</p>	<p>&lt;1&gt; [goto DONE]</p>
FRONT		MULTI_CU4	<p>ALL cases are not located on your laptop.</p> <p>1. Continue with replacement 2. Quit without making replacement</p>	<p>&lt;1&gt; [goto MULTI_CU6] &lt;2&gt; [goto DONE]</p>
FRONT		MULTI_CU6	<p>* A Replacement Household Case will be spawned.</p>	<p>&lt;1&gt; [goto DONE]</p>

Section	Tag Name	Variable Name	Question Text	Skip Instructions
			<p>You will need to exit this case and pull up the New Case in order to interview the replacement household.</p> <p>This case is part of a Multi-CU Address. All the associated CU's are NOT on your laptop.</p> <p>The case you are currently in will automatically become a type C, but you MUST manually Type C all other cases.</p> <p>There are [Fill: TOTALCU] cases that must be Type C'd, but you only have [Fill: cu_count] on your laptop. You must alert the other FR that he/she needs to Type C the cases.</p> <p>1. Enter 1 to Continue</p>	
FRONT		VERADD	<p><b>^VDDEND</b></p> <p><b>I have your address listed as * READ ADDRESS BELOW. Is this your exact address?</b></p> <p><b>[Fill: HNO HNOSUF STRNAME]</b>  <b>[Fill: UNITDES]</b>  <b>[Fill: PO, ST, ZIP5-ZIP4]</b>  <b>Phys des: [Fill: PHYSDDES]</b>  <b>GQ unit: [Fill GQUNITINFO]</b>  <b>Non-City : [Fill NONCITYADD]</b>  <b>Building: [Fill BLDGNAME]</b></p> <p>1. Yes, address is EXACTLY correct as listed.                  2. Address is mostly correct, needs minor changes.                  3. INCORRECT ADDRESS</p>	<p>&lt;1&gt; [goto MAILAD]                      &lt;2&gt; [goto NADDST1]                      &lt;3&gt; [same as INTROB precode5 ) goto DONE]                      &lt;R&gt; [goto PHONENUM]</p>
FRONT		NADDST1	<p>* Enter correction in space below</p> <p>Press &amp;lsquo;ENTER' for same/ no change</p> <p><b>OLD ADDRESS:</b>  <b>^HNO ^HNOSUF ^STRNAME</b></p>	<p>&lt;10 Characters&gt; [goto NADDST2]</p>

Section	Tag Name	Variable Name	Question Text	Skip Instructions
			^UNITDES ^PHYSDES [Fill: PO, ST ZIP5] GQ unit: ^GQUNITINFO Non-City: ^NONCITYADD Building: ^BLDGNAME	
FRONT		NADDST2	* Enter change  Press &lsquo;ENTER' for same/ no change  OLD ADDRESS: ^HNO ^HNOSUF ^STRNAME ^UNITDES] [Fill: PO, ST ZIP5-Z4] ^PHYSDES GQ unit: ^GQUNITINFO Non-City : ^NONCITYADD Building: ^BLDGNAME	<3 characters, Empty> [goto NADDST3]
FRONT		NADDST3	* Enter change  Press &lsquo;ENTER' for same/ no change  OLD ADDRESS: ^HNO ^HNOSUF ^STRNAME [Fill: PO, ST ZIP5-ZIP4] ^UNITDES ^PHYSDES] GQ unit: ^GQUNITINFO Non-City : ^NONCITYADD Building: ^BLDGNAME	<49 characters, empty> [goto NADDST4]]
FRONT		NADDST4	* Enter change  Press &lsquo;ENTER' for same/ no change	<20 characters, empty> [If FRAME = 3 or RT2501.GQUNITINAREA = 1 goto NMAILST5] [goto NMAILST6]



Section	Tag Name	Variable Name	Question Text	Skip Instructions
			<b>OLD ADDRESS:</b> ^HNO ^HNOSUF ^STRNAME [Fill: PO, ST ZIP5-ZP4] ^UNITDES ^PHYSDES GQ unit: ^GQUNITINFO Non-City : ^NONCITYADD Building: ^BLDGNAME	
FRONT		NADDST5	* Enter corrections for Group Quarters Unit Description or Press &lsquo;ENTER' for Same/No Change  ^HNO ^HNOSUF ^STRNAME ^UNITDES [Fill: PO, ST ZIP5 -ZIP4] Phy des: ^PHYSDES GQ unit: ^GQUNITINFO Non-City: ^NONCITYADD Building: ^BLDGNAME	<allow 43 characters, empty> [goto NADDST6]
FRONT		NADDST6	* Enter corrections for Non City Style Address or Press ENTER for Same/No Change  ^HNO- ^HNOSUF ^STRNAME                    ^UNITDES] [Fill: PO, ST ZIP5 -ZIP4] Phy des: ^PHYSDES GQ unit: ^GQUNITINFO Non-City: ^NONCITYADD Building: ^BLDGNAME]	<allow 27, empty> [goto NADDPHYS]
FRONT		NADDPHYS	* Enter change  Press &lsquo;ENTER' for same/ no change  <b>OLD ADDRESS:</b> ^HNO ^HNOSUF ^STRNAME [Fill: PO, ST ZIP5-ZP4]	<99 characters, Empty> [goto NADDCT]

Consumer Expenditure Diary Survey 2013 Specifications

Section	Tag Name	Variable Name	Question Text	Skip Instructions
			<b>^UNITDES</b> <b>^PHYSDES</b> <b>GQ unit: ^GQUNITINFO</b> <b>Non-City : ^NONCITYADD</b> <b>Building: ^BLDGNAME</b>	
FRONT		NADDCT	<p>* <a href="#">Enter change</a></p> <p><a href="#">Press &amp;lsquo;ENTER' for same/ no change</a></p> <p><b>OLD ADDRESS:</b>  <b>^HNO ^HNOSUF ^STRNAME</b>  <b>[Fill: PO, ST ZIP5-ZP4]</b>  <b>^UNITDES</b>  <b>^PHYSDES</b>  <b>GQ unit: ^GQUNITINFO</b>  <b>Non-City : ^NONCITYADD</b>  <b>Building: ^BLDGNAME</b></p>	<22 Characters>
FRONT		SNADDST	<p>* <a href="#">Enter change</a></p> <p><a href="#">Press &amp;lsquo;ENTER' for same/ no change</a></p> <p><b>OLD ADDRESS:</b>  <b>^HNO ^HNOSUF ^STRNAME</b>  <b>[Fill: PO, ST ZIP5-ZP4]</b>  <b>^UNITDES</b>  <b>^PHYSDES</b>  <b>GQ unit: ^GQUNITINFO</b>  <b>Non-City : ^NONCITYADD</b>  <b>Building: ^BLDGNAME</b></p>	<AL, AK, AZ, AR, CA, CO, CT, DE, DC, FL, GA, HI, ID, IL, IN, IA, KS, KY, LA, ME, MD, MA, MI, MN, MS, MO, MT, NE, NV, NH, NJ, NM, NY, NC, ND, OH, OK, OR, PA, RI, SC, SD, TN, TX, UT, VT, VA, WA, WV, WI, WY, D, R>>[goto NADDZP]
FRONT		NADDZP	<p>* <a href="#">Enter change</a></p> <p><a href="#">Press &amp;lsquo;ENTER' for same/ no change</a></p> <p><b>OLD ADDRESS:</b>  <b>^HNO HNOSUF STRNAME</b></p>	<9 characters, D,R> [goto NADDBUIL]

Section	Tag Name	Variable Name	Question Text	Skip Instructions
			[Fill: PO, ST ZIP5-ZP4] ^UNITDES ^PHYSDES GQ unit: ^GQUNITINFO Non-City : ^NONCITYADD Building: ^BLDGNAME	
FRONT		MAILAD	Is this your mailing address?	<1> [goto PHONENUM] <2> [goto NMAILST1]
			^MAILAD [Fill: MHNO MHNOSUF MSTRNAME]MUNITDESC MPO MST MZIP5-MZIP4 GQ unit : [MGQUNITINFO] Non-city: ^NONCITYADD Building: ^BLDGNAME  1. Yes 2. No	
FRONT		NMAILST1	Enter change to Mailing address - House # or Press ENTER for Same/No Change	<10 characters,empty> [goto NMAILST2]
			Mailing Address: [fill: MHNO-MHNOSUF MSTRNAME] ^HNOSUF ^STRNAME [fill: MUNITDESC] [fill: MPO, MST MZIP5-MZIP4] ST ZIP5-ZIP4 Phys des: [fill PHYSDES] des: ^PHYSDES GQ unit: [fill: MGQUNITINFO] unit: ^GQUNITINFO Non-City: [fill: MNONCITYADD] Non-city: ^NONCITYADD Building: [fill BLDGNAME] Building: ^BLDGNAME	Address: ^HNO  ^UNITDES [Fill: PO,  Phys  GQ
FRONT		NMAILST2	Enter change to Mailing address - House # suffix or Press ENTER for Same/No Change	<3 Characters, Empty> [goto NMAILST3]

Section	Tag Name	Variable Name	Question Text	Skip Instructions	
			<b>Mailing Address:</b> [fill: MHNO-MHNOSUF MSTRNAME] ^HNOSUF ^STRNAME [fill: MUNITDESC] [fill: MPO, MST MZIP5-MZIP4] Phys des: [fill PHYSDDES] GQ unit: [fill: MGQUNITINFO] unit: ^GQUNITINFO Non-City: [fill: MNONCITYADD]	<b>Address:</b> ^HNO ^UNITDES fill: PO, ST ZIP5-ZIP4] Phys des: ^PHYSDDES GQ Non-city: ^NONCITYADD Building: [fill BLDGNAME]	
FRONT		NMAILST3	Enter change to Mailing address &ndash; Street Name or Press ENTER for Same/No Change	<49 Characters> [goto NMAILST4]	
			<b>Mailing Address:</b> [fill: MHNO-MHNOSUF MSTRNAME] ^HNOSUF STRNAME [fill: MUNITDESC] [fill: MPO, MST MZIP5-MZIP4] ST ZIP5-ZIP4] Phys des: [fill PHYSDDES] des: ^PHYSDDES GQ unit: [fill: MGQUNITINFO] unit: ^GQUNITINFO Non-City: [fill: MNONCITYADD]	<b>Address:</b> ^HNO ^UNITDES [fill: PO, Phys GQ Non-city: ^NONCITYADD Building: [fill BLDGNAME]	
FRONT		NMAILST4	Enter change to Mailing address &ndash; Street Name or Press ENTER for Same/No Change	<20 characters, empty> [If FRAME = 3 or RT2501.GQUNITINAREA = 1 goto NMAILST5] [goto NMAILST6]	
			<b>Mailing Address:</b> [fill: MHNO-MHNOSUF MSTRNAME] ^HNOSUF STRNAME [fill: MUNITDESC] [fill: MPO, MST MZIP5-MZIP4] Phys des: [fill PHYSDDES]	<b>Address:</b> ^HNO ^UNITDES [fill: PO, ST ZIP5-ZIP4] Phys des: ^PHYSDDES	

Section	Tag Name	Variable Name	Question Text	Skip Instructions
			GQ unit: [fill: MGQUNITINFO]      GQ unit: ^GQUNITINFO Non-City: [fill: MNONCITYADD]      Non-city: ^NONCITYADD Building: [fill BLDGNAME]      Building: ^BLDGNAME	
FRONT		NMAILST5	Enter change to Mailing address - GQ Unit Description or Press ENTER for Same/No Change  Mailing Address: [fill: MHNO-MHNOSUF MSTRNAME] ^HNOSUF ^STRNAME [fill: MUNITDESC]      Address: ^HNO [fill: MPO, MST MZIP5-MZIP4]      [fill: UNITDES] Phys des: [fill PHYSDDES]      [fill: PO, ST ZIP5-ZIP4] GQ unit: [fill: MGQUNITINFO]      Phys des: ^PHYSDDES Non-City: [fill: MNONCITYADD]      GQ unit: ^GQUNITINFO Building: [fill BLDGNAME]      Non-city: ^NONCITYADD Building: ^BLDGNAME	<allow 43 characters, empty>      [goto NMAILST6]
FRONT		NMAILST6	Enter change to Mailing address &ndash; Non-City Style Address or Press ENTER for Same/No Change  Mailing Address: [fill: MHNO-MHNOSUF MSTRNAME] ^HNOSUF ^STRNAME [fill: MUNITDESC]      Address: ^HNO [fill: MPO, MST MZIP5-MZIP4]      ^UNITDES Phys des: [fill PHYSDDES]      [fill: PO, ST ZIP5-ZIP4] GQ unit: [fill: MGQUNITINFO]      Phys des: ^PHYSDDES Non-City: [fill: MNONCITYADD]      GQ unit: ^GQUNITINFO Building: [fill BLDGNAME]      Non-city: ^NONCITYADD Building: ^BLDGNAME	<allow 27 characters>      [goto NMAILCT]
		NMAILCT	* Enter change or press ENTER for same/no change ADDRESS: [Fill: HNO HNOSUF STRNAME] [Fill: UNITDES] [Fill: PO, ST ZIP5] [Fill: MAILING ADDRESS MHNO MHNOSUF MSTRNAME MUNITDES MPO, MST MZIP5 ]	<22 Characters>      [goto NMAILST]
		NMAILZP	* Enter change or press ENTER for same/no	<5 Characters,D,R>      [goto PHONENUM]

Section	Tag Name	Variable Name	Question Text	Skip Instructions
			change ADDRESS: [Fill: HNO HNOSUF STRNAME] [Fill: UNITDES] [Fill: PO, ST ZIP5][Fill: MAILING ADDRESS MHNO MHNOSUF MSTRNAME MUNITDES MPO, MST MZIP5 ]	
		NMAILST	* Enter change or press ENTER for same/no change ADDRESS: [Fill: HNO HNOSUF STRNAME] [Fill: UNITDES] [Fill: PO, ST ZIP5][Fill: MAILING ADDRESS MHNO MHNOSUF MSTRNAME MUNITDES MPO, MST MZIP5 ]	<AL, AK, AZ, AR, CA, CO, CT, DE, DC, FL, GA, HI, ID, IL, IN, IA, KS, KY, LA, ME, MD, MA, MI, MN, MS, MO, MT, NE, NV, NH, NJ, NM, NY, NC, ND, OH, OK, OR, PA, RI, SC, SD, TN, TX, UT, VT, VA, WA, WV, WI, WY, D, R>
FRONT		PHONENUM	What is your telephone number?  ◆ Enter 0 for none.	<15 characters> [goto PHONENUMBER2] <0, D, R> [EMAILADDRESS]
FRONT	PHONENU MBER2	PHONENUMBER2	◆ Ask or verify, if necessary.  Do you have another phone number where I can reach you?  Enter 0 for none.	<15 characters, 0, D, R> [goto EMAILADDRESS]
FRONT	EMAILADD RESS	EMAILADDRESS	◆ Ask or verify, if necessary.  Can I have your e-mail address?  ◆ Enter E-Mail or press ENTER for None/Same	go to BCOVERAGE
FRONT		VERIFY_INFO	Verify/change any of the information listed below.  Phone Number: ^VFYINFO  1. Enter 1 to Continue 2. Change something	<1> [If LANGUAGE=1-3, goto END_FRONT] <2> [goto V_PHONE]
FRONT		V_PHONE	What is your telephone number?	<10 Characters, Empty> [If LANGUAGE=1-3, END_FRONT]
FRONT		END_FRONT	** CHECK ITEM **	[(VISITNUM=1 and NONINT_FLAG ne "yes") AND (RT2500.FRAME is 1 AND RT2500.PMITSTA is P)] [goto STRBLT]  (VISITNUM=2 and NEWUNIT= E or A) [goto STRBLT] (VISITNUM=2 AND INSTAT1 =216,217,219, 224-226, 228-229, 231-233, 321-325, 331, or 332)) [goto STRBLT]

Section	Tag Name	Variable Name	Question Text	Skip Instructions
				(VISITNUM=1 AND NONINT_FLAG ne "yes") [goto FM_SALES] [VISITNUM=1 AND (RT2500.URRAL is R AND RT2500.GQTYPE is 901 or 902) AND (FRAME is 1,2 or 4)] [goto FM_SALES] (VISITNUM=2 AND NEWUNIT=E or A) [goto FM_SALES] (VISITNUM=2 AND 1st position in CASEID is R) [goto FM_SALES]  (VISITNUM=2 and INSTAT1=201) [goto ANYENTR1] (VISITNUM is 3 and DPLC_CHK is 1) [goto ANYENTR1]  (VISITNUM=3 and INSTAT2=201) [goto ANYENTR2]  (If INTROB = 2 or 4) [goto DONE] (If START = 2) [goto DONE]
FRONT	STATE_REF		REFERENCE: PERMISSIBLE STATE CODES AL =Alabama IA =Iowa NJ =New Jersey VT =Vermont AK =Alaska KS =Kansas NM =New Mexico VA =Virginia AZ =Arizona KY =Kentucky NY =New York WA =Washington AR =Arkansas LA =Louisiana NC =N. Carolina WV =W. Virginia CA =California ME =Maine ND =N. Dakota WI =Wisconsin CO =Colorado MD =Maryland OH =Ohio WY =Wyoming CT =Connecticut MA =Massachusetts OK =Oklahoma DE =Delaware MI =Michigan OR =Oregon DC =Dist. Colum. MN =Minnesota PA =Pennsylvania FL =Florida MS =Mississippi RI =Rhode Island GA =Georgia MO =Missouri SC=S. Carolina HI =Hawaii MT =Montana SD=S. Dakota ID =Idaho NE =Nebraska TN =Tennessee IL =Illinois NV =Nevada TX =Texas IN =Indiana NH =New Hampshire UT =Utah	<Empty> [return from help]
FRONT	H_HEYS		* Function Keys Description:	<Esc> [Return to interview]
		F1	Question Help	

Section	Tag Name	Variable Name	Question Text	Skip Instructions
			F2	(Unassigned)
			F3	(Unassigned)
			F4	Jump Menu
			F5	Show Status
			F6	(Unassigned)
			F7	Item Notes/Remarks
			F8	Return
			F9	Skip to next person/Sec (Currently
			Unavailable)	
			F10	Exit
			F11	Calculator
			F12	Repeat
			Shift-F1	Show HH
			Shift-F2	FAQ
			Shift-F3	(Unassigned)
			Shift-F4	(Unassigned)
			Shift-F5	Language
			Shift-F6	(Unassigned)
			Shift-F7	Show Notes/Remarks
			Shift-F9	Change Respondent
			Shift-F10	Show Function Keys
			Shift-F11	Show Standard Abbr. (Currently
			Unavailable)	
			Shift-F12	(Unassigned)
			Ctrl-D	Don't Know
			Ctrl-F3	Show Question Text
			Ctrl-E	Blaise Report Error (Currently
			Unavailable)	
			Ctrl-F	Search Tag
			Ctrl-F7	Case Level Notes
			Ctrl-H	Info
			Ctrl-K	Show Function Keys
			Ctrl-M	Show DK & Refused
			Ctrl-R	Refused
FRONT		H_HHROS	RESP LN	<1> [return to interview]



Section	Tag Name	Variable Name	Question Text	Skip Instructions
			<b>NAME</b> <b>MEMBER</b> <b>RELATIONSHIP</b> <b>CU</b> <b>SEX</b> <b>AGE</b> 1. Continue with interview Ask if necessary:	
FRONT		H_CHGRES	<b>With whom am I speaking?</b> Enter line number ^HCHGRES <b>95. Proxy respondent</b>	<1-30, 95> [Return to interview]
FRONT		H_PURPOSE	<b>FREQUENTLY ASKED QUESTIONS</b> 1. What is this survey all about? 2. Who uses this information? What good is it? 3. How is the data collected? How many times will I be interviewed? 4. I hesitate to tell some things about myself, what protection do I have? 5. Is this survey authorized by law? 6. Proceed with the interview	<1> [goto H_PURPOSE1] <2> [goto H_PURPOSE2] <3> [goto H_PURPOSE3] <4> [goto H_PURPOSE4] <5> [goto H_PURPOSE5] <6> [return to interview]
FRONT		H_PURPOSE1	<b>WHAT IS THIS SURVEY ALL ABOUT?</b> The Consumer Expenditure Diary Survey collects information from households and families on their buying habits. It helps us to understand what products and services are bought and how much is spent.	<1> [return to interview]
FRONT		H_PURPOSE2	1. Enter 1 to Continue <b>WHO USES THIS INFORMATION?</b>	<1> [return to interview]

Section	Tag Name	Variable Name	Question Text	Skip Instructions
			<p>This survey has a number of uses. The most important is the periodic revision of the Consumer Price Index. The Consumer Price Index provides cost of living and wage adjustments, social security payment adjustments, and helps determine the cost of school lunches.</p> <p>Government and private agencies use the data to study the welfare of particular segments of the population. Economic policymakers use the data to study the impact of policy changes in the welfare of different socioeconomic groups. Researchers use the data in a variety of studies, including those that focus on the spending behavior of different family types and historical spending trends.</p>	
			1. Continue with interview	
FRONT		H_PURPOSE3	<p style="text-align: center;">HOW IS THE DATA COLLECTED? HOW MANY TIMES WILL YOU I BE INTERVIEWED?</p>	<1> [return to interview]
			<p>I will be here a short time today to ask a few questions about your household. I will also drop off your first diary. How long it will take to write your expenses each day depends on how many things you buy. Some days, you may have nothing to record, other days may have a lot to record. It averages out to about 15 minutes a day.</p> <p>After today, I will return in a week to pick up your completed diary and drop off the second diary. At the end of the second week, I will return to pick up the second completed diary and ask a few final questions.</p>	
			1. Continue with interview	
FRONT		H_PURPOSE4	<p style="text-align: center;">WHAT PROTECTION DO I HAVE?</p>	<1> [return to interview]
			<p>Your names and addresses are removed from what you report in the diaries. All Census Bureau employees take an oath of confidentiality and are subject to fines and imprisonment, if they improperly</p>	

Section	Tag Name	Variable Name	Question Text	Skip Instructions
			disclose information provided by people like you. All information collected is used for statistical purposes only.	
			1. Continue with interview	
FRONT		H_PURPOSE5	<p style="text-align: center;"><b>IS THIS SURVEY AUTHORIZED BY LAW?</b></p> <p><b>Yes. The Bureau of Labor Statistics conducts the Consumer Expenditure Diary Survey under the authority of Title 29 of the U.S. Code. Congress authorizes the financial support for the CE survey through Public Laws 94-439 and 95-205.</b></p> <p><b>The Census Bureau collects the CE data under the authority of Title 13, U.S. Code, Section 8b, which allows the Census Bureau to undertake surveys for other government agencies. Participation in the survey is voluntary. Under Title 13, the Census Bureau holds all information in strict confidence. We will not release information reported in the survey which would permit the identification of a household or any of its members to anyone outside of the Census Bureau.</b></p>	<1> [return to interview]
			1. Continue with interview	
Coverage	ANYENTR1	ANYENTR1	<b>^Q_ANYENTR1</b>	<1,2> [goto ANYRECAL1]
			1. Yes 2. No	
Coverage	ANYRECA1	ANYRECAL1	<b>◆ Were any expenditures added to the Week 1 ^Q_ANYRECAL1 Diary at pick up through recall?</b>	<1> [goto ANYRECP1] <2> [If ANYENTR1=2, goto ANYBUY1] [else, goto RESPONS1]
			1. Yes 2. No	
Coverage	ANYBUY1	ANYBUY1	<b>Did (you/you or any of the people on your list) have any expenses or purchases ^Q1_ANYBUY1?</b>	<1,2,D,R> [goto RESPONS1]
			<b>◆ Do not include any expenses while away overnight.</b>	
			<b>^Q2_ANYBUY1</b>	

Consumer Expenditure Diary Survey 2013 Specifications

Section	Tag Name	Variable Name	Question Text	Skip Instructions
			1. Yes 2. No	
Coverage	ANYRECP1	ANYRECP1	◆ Were receipts used for the majority of these recalled items?	<1,2> [goto RESPONS1]
			1. Yes 2. No	
Coverage		RESPONS1	<b>**CHECK ITEM**</b>	<1> [goto INFORULE1]
Coverage		INFORULE1(old)	^ <b>INFORULE1</b>  1. Enter 1 to Continue	<1> [If DPLC_CHK=1 and RESPONS1=1,2,3, 4 or 7, goto ANYENTR2] [If DPLC_CHK ne 1, and RESPONS1=1,2,3, 4 or 7, goto END_PICKUP] [If RESPONS1=5, goto RFRN_PK1] [If PICK_UP1=326, goto CP1NAM_PK1]
Coverage		INFORULE1	^ <b>INFORULE1</b>  1. Enter 1 to Continue	<1> [If DPLC_CHK=1 and RESPONS1=1,2,3, 4 or 7, goto ANYENTR2] [If DPLC_CHK ne 1, and RESPONS1=1,2,3, 4 or 7, goto END_PICKUP] [If RESPONS1=5, goto RFRN_PK1] [If PICK_UP1=326, goto CP1NAM_PK1]
Coverage	SCR_PK2	SCR_PK2	◆ Are you also picking up the Week 2 Diary?	<1, 2> [goto ANYENTR2]
			1. Yes 2. No	
Coverage	NTYP_PK1	NTYP_PK1	◆ What type of non-interview do you have?  Type A = No one home, Refusal Type B = Temporarily absent, Vacant, under construction, occupied by persons with URE Type C = Demolished, House moved, Merged, Condemned, Located on base, CU moved^Q_NTYP_PK2	<1> [goto TYP_A_PK1] <2> [goto TYP_B_PK1] <3> [goto TYP_C_PK1]
			1. TYPE A 2. TYPE B 3. TYPE C	
Coverage	TYP_A_PK1	TYP_A_PK1	◆ Enter TYPE A noninterview	<1> [If DPLC_CHK =1, goto ANYENTR2] [Else, goto END_PICKUP]

Consumer Expenditure Diary Survey 2013 Specifications

Section	Tag Name	Variable Name	Question Text	Skip Instructions
			1. No one home 2. Refused 3. Other Type A - specify	<2> [goto RFRN_PK1] <3> [goto TPAS_PK1]
Coverage	TPAS_PK1	TPAS_PK1	◆ Specify other TYPE A	<30 characters> [If DPLC_CHK =1, goto ANYENTR2] [Else, goto END_PICKUP]
Coverage	RFRN_PK1	RFRN_PK1	◆ Enter type of refusal  1. Hostile Respondent 2. Time Related Excuses 3. Language Problems 4. Other Refusal - specify	<1-3> [If DPLC_CHK =1, goto ANYENTR2] [Else, goto END_PICKUP] <4> [goto RSNS_PK1]
Coverage	RSNS_PK1	RSNS_PK1	◆ Specify type of refusal	<45 characters> [If DPLC_CHK =1, goto ANYENTR2] [Else, goto END_PICKUP]
Coverage	TYPB_PK1	TYPB_PK1	◆ Enter TYPE B noninterview  1. Vacant (for rent) 2. Vacant (for sale) 3. Vacant (other) 4. Occupied by persons with URE 5. Under construction, not ready 6. All persons under 16 7. Unfit or to be demolished 8. Unoccupied tent or trailer site 9. Permit granted, construction not started 10. Temporarily Absent (TA?) 11. Other Type B - specify	<1-10> [goto BYOBS_PK1] <11> [goto TPBS_PK1]
Coverage	TPBS_PK1	TPBS_PK1	◆ Specify other TYPE B	<45 characters> [goto BYOBS_PK1]
Coverage	TYPC_PK1	TYPC_PK1	◆ Enter TYPE C noninterview  1. Demolished 2. House or Mobile Home moved 3. Converted to permanent nonresidential use 4. Merged with units in the same structure 5. Condemned 6. Located on military base (post) 7. Unused serial # on listing sheet 8. CU Moved 9. CUmerge	<1-12, 14> [goto BYOBS_PK1] <13> [goto TPCS_PK1]

Section	Tag Name	Variable Name	Question Text	Skip Instructions
			10. SpawnInErr 11. Removed during subsampling 12. Unit already had a chance of selection 13. ^Q_TYPC_PK1 14. ^Q_TYPC_PK2 15. Other Type C - specify	
Coverage	TPCS_PK1	TPCS_PK1	◆ Specify other TYPE C	<45 characters> [goto BYOBS_PK1]
Coverage	BYOBS_PK1	BYOBS_PK1	◆ Did you classify this unit by observation only?	<1> [goto END_PICKUP] <2> [goto CP1NAME_PK1]
			1. Yes 2. No	
Coverage	CP1NAM_P K1	CP1NAME_PK1	◆ Enter contact person's name	<42 characters> [goto CP1TITL_PK1]
Coverage	CP1TITL_P K1	CP1TITL_PK1	◆ Enter Contact person's title	<43 characters> [goto CP1PHON_PK1]
Coverage	CP1PHON_ PK1	CP1PHON_PK1	◆ Enter contact person's phone number	<10 digits> [goto CP1EXT_PK1] <Empty, D, R> [goto CP1ADD1_PK1]
Coverage	CP1EXT_P K1	CP1EXT_PK1	◆ Enter contact person's phone number extension	<0000-9999, D, R, Empty> [goto CP1ADD1_PK1]
Coverage	CP1ADD1_ PK1	CP1ADD1_PK1	◆ Enter contact person's street address	<54 characters> [goto CP1ADD2_PK1]
Coverage	CP1ADD2_ PK1	CP1ADD2_PK1	◆ Enter second line of address if necessary	<54 characters> [goto CP1PO_PK1]
Coverage	CP1PO_PK 1	CP1PO_PK1	◆ Enter city	<20 characters> [goto CP1ST_PK1]
Coverage	CP1ST_PK 1	CP1ST_PK1	◆ Enter state	<2 Digit State codes, D, R> [goto CP1ZIP5_PK1]
Coverage	CP1ZIP5_P K1	CP1ZIP5_PK1	◆ Enter zipcode	<5 characters,D,R> [goto END_PICKUP]
Coverage	SCR_PLC2	SCR_PLC2	◆ The Week 1 Diary was a noninterview at pickup.  Did you attempt to place the Week 2 Diary?	<1> [goto WK2_ST2] <2> [goto THANK_W1]
			1. Yes 2. No	
Coverage	ANYENTR2	ANYENTR2	^Q_ANYENTR2	<1,2> [goto ANYRECAL2]

Consumer Expenditure Diary Survey 2013 Specifications

Section	Tag Name	Variable Name	Question Text	Skip Instructions
			1. Yes 2. No	
Coverage	ANYRECAL 2	ANYRECAL2	◆ Were any expenditures added to the Week 2 ^Q_ANYRECAL2 Diary at pick up through recall?	<1> [goto ANYRECP2] <2> [if ANYENTR2=2, goto ANYBUY2] [else, goto RESPONS2]
			1. Yes 2. No	
Coverage	ANYBUY2	ANYBUY2	Did (you/you or any of the people on your list) have any expenses or purchases ^Q1_ANYBUY2?  ◆ Do not include any expenses while away overnight.  ^Q2_ANYBUY2	<1,2,D,R> [goto RESPONS2]
			1. Yes 2. No	
Coverage	ANYRECP2	ANYRECP2	◆ Were receipts used for the majority of these recalled items?	<1,2> [goto RESPONS2]
			1. Yes 2. No	
Coverage		RESPONS2	**CHECK ITEM**	<1> [goto INFORULE2]
Coverage	INFORULE 2	INFORULE2	◆ ^INFORULE2  1. Enter 1 to Continue	<1> [If RESPONS2=1,2,3, 4 or 7, goto END_PICKUP] [If RESPONS2=5, goto RFRN_PK2] [If PICK_UP2=326, goto CP1NAM_PK2]
Coverage	NTYP_PK2	NTYP_PK2	◆ What type of non-interview do you have?  Type A = No one home, Refusal Type B = Temporarily absent, Vacant, under construction, occupied by persons with URE Type C = Demolished, House moved, Merged, Condemned, Located on base, CU moved	<1> [goto TYPA_PK2] <2> [goto TYPB_PK2] <3> [goto TYPC_PK2]
			1. TYPE A 2. TYPE B 3. TYPE C	

Consumer Expenditure Diary Survey 2013 Specifications

Section	Tag Name	Variable Name	Question Text	Skip Instructions
Coverage	TYPB_PK2	TYPB_PK2	◆ Enter TYPE B noninterview  1. Vacant (for rent) 2. Vacant (for sale) 3. Vacant (other) 4. Occupied by persons with URE 5. Under construction, not ready 6. All persons under 16 7. Unfit or to be demolished 8. Unoccupied tent or trailer site 9. Permit granted, construction not started 10. Temporarily Absent (TA?) 11. Other Type B - specify	<1-10> [goto BYOBS_PK2] <11> [goto TPBS_PK2]
Coverage	TYPB_PK2	TYPB_PK2	◆ Specify other TYPE B	<45 characters> [goto BYOBS_PK2]
Coverage	TYPB_PK2	TYPB_PK2	◆ Enter TYPE B noninterview  1. Vacant (for rent) 2. Vacant (for sale) 3. Vacant (other) 4. Occupied by persons with URE 5. Under construction, not ready 6. All persons under 16 7. Unfit or to be demolished 8. Unoccupied tent or trailer site 9. Permit granted, construction not started 10. Temporarily Absent (TA?) 11. Other Type B - specify	<1-10> [goto BYOBS_PK2] <11> [goto TPBS_PK2]
Coverage	TYPB_PK2	TYPB_PK2	◆ Specify other TYPE B	<45 characters> [goto BYOBS_PK2]
Coverage	TYPB_PK2	TYPB_PK2	◆ Enter TYPE B noninterview  1. Vacant (for rent) 2. Vacant (for sale) 3. Vacant (other) 4. Occupied by persons with URE 5. Under construction, not ready 6. All persons under 16 7. Unfit or to be demolished 8. Unoccupied tent or trailer site 9. Permit granted, construction not started 10. Temporarily Absent (TA?) 11. Other Type B - specify	<1-10> [goto BYOBS_PK2] <11> [goto TPBS_PK2]
Coverage	TYPB_PK2	TYPB_PK2	◆ Specify other TYPE B	<45 characters> [goto BYOBS_PK2]
Coverage	TYPB_PK2	TYPB_PK2	◆ Enter TYPE B noninterview  1. Vacant (for rent) 2. Vacant (for sale) 3. Vacant (other) 4. Occupied by persons with URE 5. Under construction, not ready 6. All persons under 16 7. Unfit or to be demolished 8. Unoccupied tent or trailer site 9. Permit granted, construction not started 10. Temporarily Absent (TA?) 11. Other Type B - specify	<1-10> [goto BYOBS_PK2] <11> [goto TPBS_PK2]
Coverage	TYPB_PK2	TYPB_PK2	◆ Specify other TYPE B	<45 characters> [goto BYOBS_PK2]
Coverage	TYPB_PK2	TYPB_PK2	◆ Enter TYPE B noninterview  1. Vacant (for rent) 2. Vacant (for sale) 3. Vacant (other) 4. Occupied by persons with URE 5. Under construction, not ready 6. All persons under 16 7. Unfit or to be demolished 8. Unoccupied tent or trailer site 9. Permit granted, construction not started 10. Temporarily Absent (TA?) 11. Other Type B - specify	<1-10> [goto BYOBS_PK2] <11> [goto TPBS_PK2]
Coverage	TYPB_PK2	TYPB_PK2	◆ Specify other TYPE B	<45 characters> [goto BYOBS_PK2]
Coverage	TYPB_PK2	TYPB_PK2	◆ Enter TYPE B noninterview  1. Vacant (for rent) 2. Vacant (for sale) 3. Vacant (other) 4. Occupied by persons with URE 5. Under construction, not ready 6. All persons under 16 7. Unfit or to be demolished 8. Unoccupied tent or trailer site 9. Permit granted, construction not started 10. Temporarily Absent (TA?) 11. Other Type B - specify	<1-10> [goto BYOBS_PK2] <11> [goto TPBS_PK2]
Coverage	TYPB_PK2	TYPB_PK2	◆ Specify other TYPE B	<45 characters> [goto BYOBS_PK2]



Consumer Expenditure Diary Survey 2013 Specifications

Section	Tag Name	Variable Name	Question Text	Skip Instructions
			9. CUmerge 10. SpawnInErr 11. Removed during subsampling 12. Unit already had a chance of selection 13. Other Type C - specify	
Coverage	TPCS_PK2	TPCS_PK2	◆ Specify other TYPE C	<45 characters> [goto BYOBS_PK2]
Coverage	BYOBS_PK2	BYOBS_PK2	◆ Did you classify this unit by observation only?	<1> [goto END_PICKUP] <2> [goto CP1NAME_PK2]
			1. Yes 2. No	
Coverage	CP1NAM_PK2	CP1NAME_PK2	◆ Enter contact person's name	<42 characters> [goto CP1TITL_PK2]
Coverage	CP1TITL_PK2	CP1TITL_PK2	◆ Enter Contact person's title	<20 characters> [goto CP1PHON_PK2]
Coverage	CP1PHON_PK2	CP1PHON_PK2	◆ Enter contact person's phone number	<10 digits> [goto CP1EXT_PK2] <Empty, D, R> [goto CP1ADD1_PK2]
Coverage	CP1EXT_PK2	CP1EXT_PK2	◆ Enter contact person's phone number extension	<0000-9999, D, R, Empty> [goto CP1ADD1_PK2]
Coverage	CP1ADD1_PK2	CP1ADD1_PK2	◆ Enter contact person's street address	<54 characters> [goto CP1ADD2_PK2]
Coverage	CP1ADD2_PK2	CP1ADD2_PK2	◆ Enter second line of address if necessary	<54 characters> [goto CP1PO_PK2]
Coverage	CP1PO_PK2	CP1PO_PK2	◆ Enter city	<20 characters> [goto CP1ST_PK2]
Coverage	CP1ST_PK2	CP1ST_PK2	◆ Enter state	<2 Digit State codes, D, R> [goto CP1ZIP5_PK2]
Coverage	CP1ZIP5_PK2	CP1ZIP5_PK2	Enter zipcode	<5 characters,D,R> [goto END_PICKUP]
Coverage		END_PICKUP	<b>** CHECK ITEM **</b>	[If VISITNUM=2 and PICK_UP1 ne 201, 240, 241, 243, 244, 245, 247, 252, 256, 257, 290, 341, goto THANKYOU]  [If VISITNUM=2 and PICK_UP1 = 240, 241, 243, 244, 245, 247, 252, 256, 257, 290, 341, goto DONE]  [If VISITNUM=2 and PICK_UP1 = 201, goto PRE_01]

Section	Tag Name	Variable Name	Question Text	Skip Instructions
				[If VISITNUM=3 and DPLC_CHK ne 1 and PICK_UP2 ne 201, 240, 241, 243, 244, 245, 247, 252, 256, 257, 290, 341, goto THANKYOU]
				[If VISITNUM=3 and DPLC_CHK ne 1 and PICK_UP2 = 240, 241, 243, 244, 245, 247, 252, 256, 257, 290, 341, goto DONE]
				[If VISITNUM=3 and DPLC_CHK ne 1 and PICK_UP2 = 201, goto PRE_01]
				[If VISITNUM=3 and DPLC_CHK = 1 and PICK_UP1 or PICK_UP2 ne 201, 240, 241, 243, 244, 245, 247, 252, 256, 257, 290, 341, goto THANKYOU]
				[If VISITNUM=3 and DPLC_CHK = 1 and PICK_UP1 or PICK_UP2 = 240, 241, 243, 244, 245, 247, 252, 256, 257, 290, 341, goto DONE]
				[Else if VISITNUM=3 and DPLC_CHK = 1 and PICK_UP2 = 201, goto PRE_01]
	STRBLT	STRBLT	<p><b>When was this structure originally built?</b></p> <p>1. Before 4-1-2000                  2. After 4-1-2000 (The case will be classified a Type C.)                  3. Not asked (address is a Mobile Home, Trailer, Tent, or other unit not in a structure or unit is in a group quarters)</p>	<p>&lt;1&gt; [If RT2501.MULTUNIT is 0 or blank and (RT2501.PMISTA=N) goto BUILD]                  [Else goto PRE_FM_SALES]                  &lt;2, D&gt; [goto BUILD]</p>
Coverage	BUILD	BUILD	<p><b>Are there any other living quarters either occupied or vacant at this address?</b></p> <p>1. Yes                  2. No</p>	<p>&lt;1&gt; [goto TABX_INTRO                  &lt;2,D&gt; [go to PRE_FARM_SALES]</p>
Coverage	CP1NAME_	CP1NAME_C246		<42 characters> [goto CP1TITL_C246]

Consumer Expenditure Diary Survey 2013 Specifications

Section	Tag Name	Variable Name	Question Text	Skip Instructions
	C246		◆ Enter contact person's name	
Coverage	CP1TITL_C246	CP1TITL_C246	◆ Enter Contact person's title	<20 characters> [goto CP1PHON_C246]
Coverage	CP1PHON_C246	CP1PHON_C246	◆ Enter contact person's phone number  Enter zero for none.	<10 digits> [goto CP1EXT_C246] <Empty, D, R> [goto CP1ADD1_C246]
Coverage	CP1EXT_C246	CP1EXT_C246	◆ Enter contact person's phone number extension	<0000-9999, D, R, Empty> [goto CP1ADD1_C246]
Coverage		CP1ADD1_C246	◆ Enter contact person's street address	<54 characters> [goto CP1ADD2_C246]
Coverage	CP1ADD2_C246	CP1ADD2_C246	◆ Enter second line of address if necessary	<54 characters> [goto CP1PO_C246]
Coverage	CP1PO_C246	CP1PO_C246	◆ Enter city	<20 characters> [goto CP1ST_C246]
Coverage	CP1ST_C246	CP1ST_C246	◆ Enter state	<2 Digit State codes, D, R> [goto CP1ZIP5_C246]
Coverage		CP1ZIP5_C246	◆ Enter zipcode	<5 characters,D,R> [goto THANKYOU]
Coverage	TABX_INTR0	TABX_INTRO	◆ WARNING  You are about to begin asking questions about one or more additional living Arrangements at this location to determine if they qualify as EXTRA UNITS!!!  If you have accidentally reached this screen, PRESS "UP ARROW" to back up to the previous screen and correct an earlier entry.  1. Enter 1 to Continue	<1> [goto CREATE_TABX]
Coverage		CREATE_TABX	** CHECK ITEM **	
Coverage	XHNO	XHNO	<b>What is the exact address of this other living quarters?</b>  Enter House number  Press Enter if no change is needed	<10 characters> [goto XHNOSUF]

Consumer Expenditure Diary Survey 2013 Specifications

Section	Tag Name	Variable Name	Question Text	Skip Instructions
			<p>OLD ADDRESS:  ^HNO ^HNOSUF ^STRNAME  ^UNITDES  [Fill: PO, ST ZIP5-ZIP4]  Non-city style: ^NONCITYADD  Building: ^BLDGNAME</p>	
Coverage	XHNOSUF	XHNOSUF	<p>Enter house number suffix, if applicable  (Press Enter if no change needed.)</p>	<3 characters, Empty> [goto XSTRNAME]
			<p>OLD ADDRESS:  ^HNO ^HNOSUF ^STRNAME  ^UNITDES  [Fill: PO, ST ZIP5-ZIP4]  Non-city style: ^NONCITYADD  Building: ^BLDGNAME</p>	
Coverage	XSTRNAME	XSTRNAME	<p>Enter Street Name  (Press Enter if no change needed.)</p>	<49 characters> [goto XUNITDES]
			<p>OLD ADDRESS:  ^HNO ^HNOSUF ^STRNAME  ^UNITDES  [Fill: PO, ST ZIP5-ZIP4]  Non-city style: ^NONCITYADD  Building: ^BLDGNAME</p>	
Coverage	XUNITDES	XUNITDES	<p>Enter Unit designation  (Press Enter if no change needed.)</p>	<20 characters> [goto XPO]
			<p>OLD ADDRESS:  ^HNO ^HNOSUF ^STRNAME  ^UNITDES  [Fill: PO, ST ZIP5-ZIP4]  Non-city style: ^NONCITYADD  Building: ^BLDGNAME</p>	
Coverage	XPO	XPO	<p>Enter Town or city name:  (Press Enter if no change needed.)</p>	<28 characters> [goto XST]

Consumer Expenditure Diary Survey 2013 Specifications

Section	Tag Name	Variable Name	Question Text	Skip Instructions
			<p>OLD ADDRESS:  ^HNO ^HNOSUF ^STRNAME  ^UNITDES  [Fill: PO, ST ZIP5]-ZIP4  Non-city style: ^NONCITYADD  Building: ^BLDGNAME</p>	
Coverage	XST	XST	<p>?[F1]   Enter State  (Press Enter if no change needed.)   OLD ADDRESS:  ^HNO ^HNOSUF ^STRNAME  ^UNITDES  ^PO, ^ST ^ZIP5-^ZIP4  Non-city style: ^NONCITYADD  Building: ^BLDGNAME</p>	<2 digit state code> [goto XZIP]
Coverage	XZIP	XZIP	<p>Enter Zipcode  (Press Enter if no change needed.)   OLD ADDRESS:  ^HNO ^HNOSUF ^STRNAME  ^UNITDES  ^PO, ^ST ^ZIP5-^ZIP4  Non-city style: ^NONCITYADD  Building: ^BLDGNAME</p>	<0-999999999> [goto NONCITY]
COVERAGE	XNONCITY	XNONCITY	<p>Enter Noncity style address:   (Press Enter if no change needed)   OLD ADDRESS:  ^HNO ^HNOSUF ^STRNAME  ^UNITDES  ^PO, ^ST, ^ZIP5- ^ZIP4  Non-city style: ^NONCITYADD  Building: ^BLDGNAME</p>	<allow 27 characters, empty> [goto XBLDGNAME]
COVERAGE	XBLDGNA	XBLDGNAME	<p>Enter Building name:</p>	<allow 60 characters, empty> [goto TABX_MORE]

Section	Tag Name	Variable Name	Question Text	Skip Instructions
	ME		(Press Enter if no change needed)  OLD ADDRESS: ^HNO ^HNOSUF ^STRNAME ^UNITDES ^PO, ^ST, ^ZIP5- ^ZIP4 Non-city style: ^NONCITYADD Building: ^BLDGNAME	
Coverage	TABX_MOR E	TABX_MORE	<b>Are there any OTHER living quarters, either occupied or vacant, at this original address?</b>  ^HNO ^HNOSUF ^STRNAME ^UNITDES ^PO, ^ST ^ZIP5-^ZIP4 Non-city style: ^NONCITYADD Building: ^BLDGNAME	<1> [go to XHNO for next address] [If 26 addresses already entered goto END_TABX] <2> > [if FRAME =4 goto TABX_A2] else [if FRAME=1 goto TABX_B1] else [goto TABX_B2]
			1. Yes 2. No	
COVERAGE	TABX_A2	TABX_A2	Is this address already listed on your listing sheet?  OLD ADDRESS: ^HNO ^HNOSUF ^STRNAME ^UNITDES ^PO, ^ST ^ZIP5 -^ZIP4 Non-city style: ^NONCITYADD Building: ^BLDGNAME	<1> [goto TABX_NO] <2> [goto TABX_B3]
			1. Yes 2. No	
COVERAGE	TABX_B1	TABX_B1	Are the additional living quarters in the same structure as the sample unit?  OLD ADDRESS: ^HNO ^HNOSUF ^STRNAME ^UNITDES ^PO, ^ST ^ZIP5 -^ZIP4	<1> [goto TABX_C1] <2> [goto TABX_NO]

Consumer Expenditure Diary Survey 2013 Specifications

Section	Tag Name	Variable Name	Question Text	Skip Instructions
			Non-city style: ^NONCITYADD Building: ^BLDGNAME  1. Yes 2. No	
COVERAGE	TABX_B2	TABX_B2	Are the additional living quarters within the basic address (house number and street name) of the original sample unit?  OLD ADDRESS: ^HNO ^HNOSUF ^STRNAME ^UNITDES ^PO, ^ST ^ZIP5 ^ZIP4 Non-city style: ^NONCITYADD Building: ^BLDGNAME  1. Yes 2. No	<1> [goto TABX_D] <2> [goto TABX_NO]
COVERAGE	TABX_B3	TABX_B3	Are the additional living quarters within the same structure and within the same space as the sample unit?  ^HNO HNOSUF STRNAME ^UNITDES ^PO, ^ST ^ZIP5 -ZIP4 Non-city style: ^NONCITYADD Building: ^BLDGNAME  1. Yes 2. No	<1> [ goto TABX_D] <2> [goto TABX_NO]
COVERAGE	TABX_C1	TABX_C1	Are the additional living quarters in a group quarters?  ^HNO HNOSUF STRNAME ^UNITDES ^PO, ^ST ^ZIP5 -ZIP4 Non-city style: ^NONCITYADD Building: ^BLDGNAME	<1> [goto TABX_N] <2> [goto TABX_D]

Section	Tag Name	Variable Name	Question Text	Skip Instructions
			1. Yes 2. No	
COVERAGE	TABX_D	TABX_D	Do the occupants or intended occupants of the additional living quarters live separately from all other persons on the property?  ^HNO ^HNOSUF ^STRNAME ^UNITDES ^PO, ^ST ^ZIP5 ^ZIP4 Non-city style: ^NONCITYADD Building: ^BLDGNAME	<1> [goto TABX_E] <2> [goto TABX_NO]
			1. Yes 2. No	
COVERAGE	TABX_E	TABX_E	Do the occupants or intended occupants of the additional living quarters have direct access from the outside or through a common hall?  ^HNO ^HNOSUF ^STRNAME ^UNITDES ^PO, ^ST ^ZIP5 ^ZIP4 Non-city style: ^NONCITYADD Building: ^BLDGNAME	<1> [goto TABXSPAWN] <2> [goto TABX_NO]
			1. Yes 2. No	
Coverage	TABXSPAW N	TABXSPAWN	This other living quarters IS an Extra Unit. Do not include members of this unit as members of the current unit. They MUST be interviewed separately  ^HNO ^HNOSUF ^STRNAME ^UNITDES ^PO, ^ST ^ZIP5 ^ZIP4 Non-city style: ^NONCITYADD Building: ^BLDGNAME	<1> [for the next extra unit address, if FRAME = 1 goto TABX_B1 if FRAME = 2 goto TABX_B2 if FRAME = 4 goto TABX_B3] [else goto TABX_FR for no more addresses]



Section	Tag Name	Variable Name	Question Text	Skip Instructions
			<p>Add the extra unit to your listing sheet according to the instructions in your listing and coverage manual.</p> <p>1. Enter 1 to Continue</p>	
Coverage	TABX_NO	TABX_NO	<p>The other living quarters IS NOT considered to be an Extra Unit.                      ^TABX_NO</p> <p>^HNO ^HNOSUF ^STRNAME                      ^UNITDES                      ^PO, ^ST ^ZIP5 ^ZIP4                      Non-city style: ^NONCITYADD                      Building: ^BLDGNAME</p>	<p>&lt;1&gt; for the next extra unit address,                      [if FRAME=1 goto TABX_B1]                      [if FRAME=2 goto TABX_B2]                      [if FRAME=4 goto TABX_B3]                      [for no more addresses goto TABX_FR]</p>
Coverage	TABX_FR	TABX_FR	<p>Interview the parent case.                      After interviewing the parent unit, you will receive instructions from your RO on what to do with the EXTRA units.                      You have identified ^TABX_FR1 extra units.                      ^TABX_FR2</p>	<p>&lt;1&gt; [if 26 addresses entered goto CALLRO]                      [if NONTYPE = 3 goto BYOBS]                      [ELSE goto PRE_FM_SALES]</p>
Coverage	CALLRO	CALLRO	<p>More than 26 EXTRA UNITS have been identified for this listed address.</p> <p>1. Call your office</p> <p>2. Tell your supervisor that you have more than 26 Extra Units for this address.</p>	<p>&lt;1&gt; [If NONTYPE = 3 goto BYOBS] Else goto PRE_FARM_SALES</p>
Coverage	NO_TABX	NO_TABX	<p>* ^NO_TABX</p>	<p>&lt;1&gt; [If NONTYPE = 3 goto BYOBS], Else [goto PRE_FM_SALES]</p>
			<p>1. Enter 1 to Continue</p>	

Consumer Expenditure Diary Survey 2013 Specifications

Section	Tag Name	Variable Name	Question Text	Skip Instructions
Coverage		PRE_FM_SALES	<b>** CHECK ITEM **</b>	[If TYPEC_W1=1-8 then go to END_COVERAGE]  [(VISITNUM=1) OR (VISITNUM=2 AND NEWUNIT=E or A) OR (VISITNUM=2 AND 3rd position in CASEID is R)] AND (RT2501.URRAL is U) AND (NONINT_FLAG ne "yes")] goto GQ_UNIT  [[(VISITNUM=1) OR (VISITNUM=2 AND NEWUNIT=E or A) OR (VISITNUM=2 AND 3rd position in CASEID is R)] AND (RT2501.URRAL is R) AND (FRAME is 3) AND (RT2501.GQTYPE = 901 or 902) AND (NONINT_FLAG ne "yes")], then store 2 in FM_SALES, go to GQ_UNIT  [[If (VISITNUM=1) OR (VISITNUM=2 AND NEWUNIT=E or A) OR (VISITNUM=2 AND 3rd position in CASEID is R)] AND (RT2501.URRAL is R) AND [(RT2501.GQTYPE ne 901 or 902) OR (FRAME is 1,2 or 4)] AND NONINT_FLAG ne "yes" ], then goto FM_SALES]
Coverage	FM_SALES	FM_SALES	<b>During the past 12 months did sales of crops, livestock, and other farm products from this place amount to \$1,000 or more?</b>  1. Yes 2. No	<1, 2> [goto GQ_UNIT]
Coverage	GQ_UNIT	GQ_UNIT	◆ Indicate if the unit is:  1. In a Group Quarters 2. NOT in a Group Quarters	<1> [goto DESCRIP] <2, D> [goto DIRACC]
Coverage	DIRACC	DIRACC	◆ Indicate if access to the household is:  1. Direct 2. Through another unit	<1> [goto DESCRIP] <2, D> [goto MERGUA]
Coverage	MERGUA	MERGUA	? [F1]  <b>Is this a merged unit?</b>	<1,D> [goto DESCRIP] <2> [goto ERR_MERGE]

Section	Tag Name	Variable Name	Question Text	Skip Instructions
Coverage		ERR_MERGE	1. Merged 2. Not Merged ----- ----- <b>Hard</b> ----- <b>Edit</b> ----- ----- * <b>You have entered that the access to</b> <b>this unit is through another unit AND that it is not a merged</b> <b>unit</b> ----- ----- <b>Question involved</b>   <b>Value</b> ----- ----- <b>DIRACCMERGUA</b> ----- -----   <b>Close</b>     <b>Goto</b>    ----- -----	
Coverage		H_MERGUA	<b>DEFINITION OF A MERGED UNIT</b> <b>A merger is a unit</b> <b>that is the result of combining two or more</b> <b>unit addresses to</b> <b>form one unit address.</b> <b>A merger could involve two single family</b> <b>homes or two or more</b> <b>apartments in a multi-unit structure.</b> <b>For more information please refer to your Listing and Coverage</b> <b>Manual.</b>	<Esc Key> [return to MERGUA]
Coverage	DESCRIP	DESCRIP	◆ Enter type of Housing Unit.  1. House, apartment, flat 2. HU in non-transient hotel, motel, etc. 3. HU Permanent in transient hotel, motel, etc. 4. HU in rooming house 5. Mobile home or trailer with no permanent room added 6. Mobile home or trailer with one or more permanent rooms added 7. HU not specified above 8. Quarters not HU in rooming or boarding house 9. Student quarters in college dormitory 10. Group Quarters unit not specified above	<1-6,8,9, D> [goto UNITQ] <7,10> [goto DESCRSP]
Coverage	DESCRSP	DESCRSP	Enter other type of housing unit	<45 characters> [goto UNITQ]

Section	Tag Name	Variable Name	Question Text	Skip Instructions
Coverage	UNITQ	UNITQ	<p>◆ Ask if not apparent</p> <p><b>How many housing units, both occupied and vacant, are there in this structure?</b></p> <p>1. Only Group Quarters units                      2. Mobile home or trailer                      3. One, detached                      4. One, Attached                      5. 2                      6. 3 - 4                      7. 5 - 9                      8. 10 - 19                      9. 20 - 49                      10. 50 or more</p>	<1-10> [if (INTPER=201313,201314,201315 OR QTYPE=1) goto HM_NET], else go to END_COVERAGE]
Coverage		HM_NET	<p><b>Does this household have internet access at home?</b></p> <p>◆ Internet access via mobile phone also applies.</p>	<1> goto EM_ACCS <2,D,R> and QTYPE=1 goto THANK_W1, else go to END_COVERAGE
Coverage		EM_ACCS	<p><b>Is this through -</b></p> <p>1. PC                      2. Tablet                      3. Mobile Phone</p>	if <1>,<1,2>,<1,2,3>, <1,3>, D, R goto END_COVERAGE if <3> only and QTYPE=1 goto THANK_W1
Coverage		END_COVERAGE	<b>** CHECK ITEM **</b>	[if VISITNUM=1 AND NTYPE_W1= 1 or 2, goto THANK_W1] [if VISITNUM=1 AND NTYPE_W1= 3, goto THANKYOU] [else, goto PRE_01] {Section 1}
01		PRE_01	<b>** CHECK ITEM **</b>	[If VISITNUM is 1 or replacement household (3rd position of CASEID = R) goto FNAME] [If VISITNUM is 2 OR if VISITNUM is 3 AND double placement go to MEMAWYW1] [If VISITNUM is 3 go to MEMAWYW2]
01	PERSTAT	PERSTAT	<p>◆ Use up/down arrows to move to the correct row for membership change.</p> <p>Use left/right arrows to move to REVIEW/Update demographics.</p> <p>When done, REVIEW/Update demographics and Press END key.</p>	<7,8,9,99>

Section	Tag Name	Variable Name	Question Text	Skip Instructions
			7. Delete person 8. CU Member deceased 9. Reinstate person 99. Error - Person should not have been listed	
01	FNAME	FNAME	<b>^FNAME</b>  ◆ Enter 999 if no more persons	<16 characters> [goto LNAME] <999> [goto CHECKS]
01	LNAME	LNAME	◆ Enter Last Name	<16 characters> [goto CU_CODE1] <empty>
01	CU_CODE1	CU_CODE1	◆ Ask if not apparent  <b>What is (your/name's) relationship to (you/name of reference person/the owner/renter)?</b>  ◆ If this is the Reference Person, Enter 1 (The Reference person is one of the persons who owns or rents this home.)  1. Reference Person 2. Spouse (Husband/Wife) 3. Child or adopted child 4. Grandchild 5. In-Law 6. Brother or Sister 7. Mother or Father 8. Other related person (Aunt, Uncle, etc) 9. Unrelated Person (Lodger, Lodger's spouse, foster child, etc) 10. Unmarried Partner	<1-10, D, R> [goto SEX] <Empty>
01	SEX	SEX	◆ Ask if not apparent  <b>(Are you/Is Name) male or female?</b>  1. Male 2. Female	goto AWAY_COL
01	AWAY_COL	AWAY_COL	◆ Ask if not apparent  <b>(Are you/Is Name) living away at college?</b>	<1> If CU_CODE1 = 1 goto AWAY_COL_CHK ELSE goto FNAME for next person on grid <2, D, R> [goto HH_MEM]

Section	Tag Name	Variable Name	Question Text	Skip Instructions
			1. Yes 2. No	<empty>
01	HH_MEM	HH_MEM	<b>(Do you/Does NAME) usually live here?</b>  ◆ Probe if usual place of residence elsewhere.	<1, 2, D, R> [goto next line of grid]  <empty>
01		CHECKS	<b>** CHECK ITEM **</b>  1. Yes 2. No	<p>1. Check to make sure all appropriate fields have been entered. If not display hard edit identifying the item that has been missed.</p> <p>Once the grid has been completed through hh_mem for all "active" members, do the following checks.</p> <p>2. If no reference person (CU_CODE1 = 1) has been selected display hard edit message  " * No reference person has been selected.  A reference person MUST be selected before you can continue. "</p> <p>(List CU_CODE1 for row 1 and Fname = 999 as the jumping point)</p> <p>3. If more than 1 reference person (CU_CODE1 =1) has been selected then display hard edit message  " * More than 1 reference person has been selected.  There can only be 1 reference person  Please verify and correct. "  (List CU_CODE1 for row 1 as the jumping point)</p> <p>4. All others go to HHRESP</p>
01	HHRESP	HHRESP	* Ask if necessary  With whom am I speaking?	<1-30, 95> go to MCHILD

Section	Tag Name	Variable Name	Question Text	Skip Instructions
			Enter line number	
			1. NAME only[1]	
			2. NAME only[2]	
			3. NAME only[3]	
			4. NAME only[4]	
			5. NAME only[5]	
			6. NAME only[6]	
			7. NAME only[7]	
			8. NAME only[8]	
			9. NAME only[9]	
			10. NAME only[10]	
			11. NAME only[11]	
			12. NAME only[12]	
			13. NAME only[13]	
			14. NAME only[14]	
			15. NAME only[15]	
			16. NAME only[16]	
			17. NAME only[17]	
			18. NAME only[18]	
			19. NAME only[19]	
			20. NAME only[20]	
			21. NAME only[21]	
			22. NAME only[22]	
			23. NAME only[23]	
			24. NAME only[24]	
			25. NAME only[25]	
			26. NAME only[26]	
			27. NAME only[27]	
			28. NAME only[28]	
			29. NAME only[29]	
			30. NAME only[30]	
			95. Proxy Respondent	
	HHCHECK		<b>So I have (number of people listed on roster ) ^PEOPLEPERSON living or staying here now.</b>	<1> go to ADD_PERSON <2, D, R> go to CK_SUBFAMILY
			<b>[Fill names from roster screen]</b>	

Section	Tag Name	Variable Name	Question Text	Skip Instructions
			<p>Is there anyone else living or staying here now -- any babies, small children, non-relatives or anyone else?</p> <p>◆ Please verify that the information on the screen is correct. You will not be able to alter the list of household members after this screen.</p> <p>1. Yes 2. No</p>	
01		ADD_PERSON	<p><b>hard Edit</b></p> <p>-----</p> <p>* Go back to grid to add person</p> <p>-----</p> <p>Question involved   Value</p> <p>-----</p> <p>Fname: First Name 999 Mchild/maway/ . . Yes, add new person</p> <p>-----</p> <p>  Close     Goto  </p> <p>-----</p>	[goto the field where Fname is 999]
01	CK_SUBFAMILY	CK_SUBFAMILY	<b>*CHECK ITEM*</b>	<p>1. If there are no non-rels in the household who are cu/household members then, store line numbers in SUBFAM2(1,X) and goto SET_CUNUMBER</p> <p>2. If there are more than 1 non-rel who are CU/household members in the household (CU_CODE1 = 9) then goto SUBFAM1</p>



Section	Tag Name	Variable Name	Question Text	Skip Instructions
01	SUBFAM1	SUBFAM1	<p>Earlier you said that ^WasYouWere not related to ^NAME. ^AREYOU_ISNAME related to anyone else in this household?</p> <p>1. Yes 2. No</p>	<p>3. All others go to SET_SUBFAMS</p> <p>&lt;1&gt; [goto SUBFAM2] &lt;2&gt; [goto SUBFAM1 for next unassigned non-rel] [if no more non-rels, goto SET_SUBFAMS]</p>
01	SUBFAM2	SUBFAM2	<p>Who (Are you/Is Name) related to?</p> <p>◆ PROBE: Anyone else?</p> <p>Enter line number(s), separate with commas</p> <p>1. ^NAME only[1] 2. ^NAME only[2] 3. ^NAME only[3] 4. ^NAME only[4] 5. ^NAME only[5] 6. ^NAME only[6] 7. ^NAME only[7] 8. ^NAME only[8] 9. ^NAME only[9] 10. ^NAME only[10] 11. ^NAME only[11] 12. ^NAME only[12] 13. ^NAME only[13] 14. ^NAME only[14] 15. ^NAME only[15] 16. ^NAME only[16] 17. ^NAME only[17] 18. ^NAME only[18] 19. ^NAME only[19] 20. ^NAME only[20] 21. ^NAME only[21] 22. ^NAME only[22] 23. ^NAME only[23] 24. ^NAME only[24]</p>	<p>&lt;1-30,D,R&gt; [goto SUBFAM, for next unassigned non-rel] [If no more non-rels, goto SET_SUBFAMS]</p>



Consumer Expenditure Diary Survey 2013 Specifications

Section	Tag Name	Variable Name	Question Text	Skip Instructions
			25. ^NAME only[25] 26. ^NAME only[26] 27. ^NAME only[27] 28. ^NAME only[28] 29. ^NAME only[29] 30. ^NAME only[30]	
01		SET_SUBFAMS	<b>** CHECK ITEM **</b>	[goto OWNMONEY]
01		MEMLN	<b>FR Instruction:Enter the line number(s) separated by commas</b>	<1-30> go to OWNMONEY
01	OWNMONE Y	OWNMONEY	<b>^OWNMON</b>  [fill: Do/Does] [fill: (name(s) of persons in this subfamily)] pay for all [Fill: your/his/her/their] housing expenses with [fill: your/his/her/their] own money?  1. Yes 2. No	<1,2,D,R> [goto OWNFOOD]
01	OWNFOOD	OWNFOOD	<b>fill: Do/Does] [fill: (name(s) of persons in this subfamily)] pay for all [fill: your/his/her/their] food expenses with [fill: your/his/her/their] own money?</b>  1. Yes 2. No	<1>[if OWNMONEY is 1, goto OWNMONEY for next subfam; if no more subfams then goto UPDATE_SUBFAM]  <2,D,R> [goto OWNEXP]
01	OWNEXP	OWNEXP	<b>[Fill: Do/Does] [fill: (name(s) of persons in this subfamily)] pay for all [fill: (your/his/her/their)] other living expenses such as clothing, transportation, etc., with [fill: your/his/her/their] own money?</b>  1. Yes 2. No	<1> [If OWNMONEY is 1 OR OWNFOOD is 1, goto OWNMONEY for next subfamily: if no more subfamilies, goto UPDATE_SUBFAM] <2,D,R> [goto INHOUSE]
01	INHOUSE	INHOUSE	<b>Does all or part of the money to pay for ^HOUSNAM come from someone in this household?</b>  1. Yes 2. No	<1> [goto SUPRT] <2,D,R> [goto OWNMONEY for next subfamily] [if no more subfamilies, goto UPDATE_SUBFAM]

Section	Tag Name	Variable Name	Question Text	Skip Instructions
			1. Yes 2. No	
01	SUPRT	SUPRT	<b>Who is that person(s)?</b>  ◆ Enter line number(s), separate with commas  1. ^NAME only[1] 2. ^NAME only[2] 3. ^NAME only[3] 4. ^NAME only[4] 5. ^NAME only[5] 6. ^NAME only[6] 7. ^NAME only[7] 8. ^NAME only[8] 9. ^NAME only[9] 10. ^NAME only[10] 11. ^NAME only[11] 12. ^NAME only[12] 13. ^NAME only[13] 14. ^NAME only[14] 15. ^NAME only[15] 16. ^NAME only[16] 17. ^NAME only[17] 18. ^NAME only[18] 19. ^NAME only[19] 20. ^NAME only[20] 21. ^NAME only[21] 22. ^NAME only[22] 23. ^NAME only[23] 24. ^NAME only[24] 25. ^NAME only[25] 26. ^NAME only[26] 27. ^NAME only[27] 28. ^NAME only[28] 29. ^NAME only[29] 30. ^NAME only[30]	<1-30,D,R> [goto OWNMONEY for next subfamily] [if no more, goto UPDATE_SUBFAM]
01		UPDATE_SUBFAM	<b>** CHECK ITEM **</b>	[goto CONSUMER_UNITS]
01	CONSUME	CONSUMER_UNIT	◆ HOUSEHOLD MEMBERS BROKEN INTO APPROPRIATE CU's	<1> [goto CU_INTRO]

Section	Tag Name	Variable Name	Question Text	Skip Instructions
	R_UNITS	S	[Fill: TOTAL_CU] have been determined.  ^Q_CONSUMER_UNITS  1. Enter 1 to Continue	
01	CU_INTRO	CU_INTRO	[fill: *Read if necessary] During this interview, I will refer to the (fill: person/people) on your list. (If household has more than one CU, read: This is the person or group of related people in this household who are independent of everyone else in the household for payment of their major expenses.)  The (fill: person/people I'm including on your list is/are (READ NAME(S))  [Fill: CU LIST ]  *Transcribe the name(s) to the ^Q_CU_INTRO.  1. Enter 1 to Continue	<1> [goto AGE]
01	AGE	AGE	Screen 1----- As of today, how old ^is_are ^YOU_NAME?  1. Yes 2. No	<00-200> [goto HORIGIN] <D,R> [goto AGE2] <Empty>
01	AGE2	AGE2	* Ask if necessary  [Fill: Are/Is] [Fill: you/he/she] under 16?  1. Yes 2. No	<1,2,D,R> [goto HORIGIN]
01	HORIGIN	HORIGIN	(Are you/Is Name) Hispanic, Latino, or Spanish?	<1> [goto HISPANIC] <2, D, R> [goto RACE] <Empty>

Section	Tag Name	Variable Name	Question Text	Skip Instructions
01	HISPANIC	HISPANIC	<p>1. Yes 2. No</p> <p><b>(Book) 2</b></p> <p><b>[Fill: Are/Is] [Fill: you/name] -</b></p> <p>◆ Examples of "other" include - Argentinean, Colombian, Dominican, Nicaraguan, Salvadoran, Spaniard</p> <p>1. Mexican? 2. Mexican-American? 3. Chicano? 4. Puerto Rican? 5. Cuban? 6. Other?</p>	<p>&lt;1-5, D, R&gt; [goto RACE] &lt;6&gt; [goto HISPOTH] &lt;Empty&gt;</p>
01	HISPOTH	HISPOTH	<p>* <b>Specify:</b></p>	<p>&lt;30 characters&gt; [goto RACE] &lt;Empty&gt;</p>
01	RACE	RACE	<p><b>2</b></p> <p><b>What is (your/name's) race?</b></p> <p>◆ Probe if necessary</p> <p>◆ Enter all that apply, separate with commas</p> <p>◆ Examples of "Other Pacific Islander" include - Fijian, Tongan</p> <p>1. White? 2. Black or African American? 3. American Indian or Alaska Native? 4. Asian? 5. Native Hawaiian? 6. Guamanian or Chamorro? 7. Samoan? 8. Other Pacific Islander? 9. Other 10. Don't Know</p>	<p>&lt;1-3, 5-8, R&gt; [goto MARITAL1] &lt;4&gt; [goto ASIAN] &lt;9&gt; [goto RACESP] &lt;Empty&gt;</p>

Section	Tag Name	Variable Name	Question Text	Skip Instructions
01	ASIAN	ASIAN	<p> 2</p> <p><b>[fill: Are/ls] [Fill: you/name] -</b></p> <p>◆ Examples of "other" include - Hmong, Laotian, Thai, Pakistani, Cambodian</p> <p>1. Chinese? 2. Filipino? 3. Japanese? 4. Korean? 5. Vietnamese? 6. Asian Indian? 7. Other?</p>	<p>&lt;1-6, D, R&gt; [goto MARITAL1] &lt;7&gt; [goto ASIANOTH] &lt;Empty&gt;</p>
01	ASIANOTH	ASIANOTH	* <b>Specify:</b>	<p>&lt;30 characters&gt; [goto MARITAL1] &lt;Empty&gt;</p>
01	RACESP	RACESP	* <b>Specify other race</b>	<p>&lt;40 characters&gt; [goto MARITAL1] &lt;empty&gt;</p>
01	MARITAL1	MARITAL1	<p>* <b>Ask if not apparent</b></p> <p><b>(Are you/ls Name) now -</b></p> <p>1. Married? 2. Widowed? 3. Divorced? 4. Separated? 5. Never married?</p>	<p>&lt;1-5,D,R&gt; [if AGE ge 14 or Agerng is 8 or 9 goto EDUCA] [goto AGE for next member] &lt;Empty&gt;</p>
01	EDUCA	EDUCA	<p> 3</p> <p><b>What is the highest level of school ^EDUCA completed or the highest degree ^EDUCA received?</b></p> <p>1. No schooling completed, or less than 1 year 2. Nursery, kindergarten, and elementary (grades 1-8) 3. High school (9-12, no degree)</p>	<p>&lt;1-3,D,R&gt; [if AGE 16-65 or AGERNG is 8 or 9, goto ARM_FORC] [else goto AGE1 for next member] &lt;4-8&gt; [goto IN_COLL] &lt;empty&gt;</p>

Consumer Expenditure Diary Survey 2013 Specifications

Section	Tag Name	Variable Name	Question Text	Skip Instructions
			4. High school graduate -- high school diploma or the equivalent (GED) 5. Some college but no degree 6. Associate's degree in college 7. Bachelor's degree (BA, AB, BS, etc.) 8. Master's, professional, or doctorate degree (MA, MS, MBA, MD, JD, PhD, etc.)	
01	IN_COLL	IN_COLL	<b>(Are you/ls Name) currently enrolled in a college or university either</b> - 1. Full Time? 2. Part Time? 3. Not at all?	<1-3,D,R> [If AGE is 16 - 65 or agerng is 8 or 9, goto ARM_FORC] [goto AGE for next member] <empty>
01	ARM_FOR C	ARM_FORC	<b>(Are you/ls Name) now in the Armed Forces?</b>  1. Yes 2. No	<1,2,D,R> [If this is the last person, goto CHECK2] [Else goto AGE for the next person] <empty>
01		CHECK2	<b>** CHECK ITEM **</b>	
01	CONTRIB	CONTRIB	<b>Does more than one person in this household regularly contribute to the expense of items such as food, cleaning supplies, or paper products?</b>  1. Yes 2. No	<1> [ go to PURCH] <2> [go to BUS_RENT]
01	PURCH	PURCH	<b>Does one person usually make the purchase?</b>  1. Yes 2. No	<1> [go to PURCHSR] <2, D, R> [go to BUS_RENT]
01	PURCHAS R	PURCHASR	<b>Who?</b>  <b>Enter line number</b>  <b>NOTE: Ask the person who usually makes the purchases to record the expenses for the shared items.</b>	<1-30, D,R> go to BSNS_YN
01	BSNS_YN	BSNS_YN	<b>Are these living quarters used partly for business or rented to others?</b>  1. Yes 2. No	<1> go to BSNSTYPE <2,D,R> [If VISITNUM = 2 [OR IF VISITNUM is 3 AND double placement] goto MEMAWAYW1] [If VISITNUM = 3 go to MEMAWAYW2], else [go to SEC01FLG]

Section	Tag Name	Variable Name	Question Text	Skip Instructions
01	BSNSTYPE	BSNSTYPE	<p><b>*Ask if not apparent</b></p> <p><b>Is it for business, or rented to others, or both?</b></p> <p>1. Part Business 2. Rented to others 3. Both business and rented to others</p>	<1,2,3> go to BUS_EXPN
01	BUS_EXPN	BUS_EXPN	<p><b>What percent of the expenses is counted as a business expense?</b></p> <p><b>Enter percentage</b></p>	<p>&lt;"range" (000 -100)&gt; [go to MEMAWAYW1 if VISITNUM is 2 OR if VISITNUM is 3 AND double placement]</p> <p>[If VISITNUM is 3, go to MEMAWAYW2], else go to SEC01FLG</p>
01	MEMAWYW 1	MEMAWYW1	<p><b>^Q1_MEMAWYW1</b></p> <p><b>Were (you/you or any of the people on your list) away overnight for one day or more ^Q2_MEMAWYW1?</b></p> <p>1. Yes 2. No</p>	<1,2, D, R> go to GUESTSW1
01	GUESTSW 1	GUESTSW1	<p><b>Did anyone else, such as visitors, stay overnight for one day or more ^Q_GUESTSW1?</b></p> <p>1. Yes 2. No</p>	<1, 2, D, R> if VISITNUM=3 and DPLC_CHK=1 go to MEMAWYW2 else go to SEC01FLG
01	MEMAWYW 2	MEMAWYW2	<p><b>^Q1_MEMAWYW2</b></p> <p><b>Were (you/you or any of the people on your list) away overnight for one day or more ^Q2_MEMAWYW2?</b></p> <p>1. Yes 2. No</p>	<1,2,D,R> go to GUESTSW2
01	GUESTSW 2	GUESTSW2	<p><b>Did anyone else, such as visitors, stay overnight for one day or more ^Q_GUESTSW2?</b></p> <p>1. Yes 2. No</p>	<1,2, D,R> go to SEC01FLG




Section	Tag Name	Variable Name	Question Text	Skip Instructions
01	SEC01FLG	SEC01FLG	<b>End of Section 1</b>	Go to Section 2
02	S2_INTRO	S2_INTRO	<b>Now I am going to ask about expenditures for your living quarters, food expenses and vehicles.</b>	<1> [goto ST_HOUS]
			1. Enter 1 to Continue	
02	ST_HOUS	ST_HOUS	<p>◆ Ask if not apparent</p> <p><b>Are these living quarters presently used as student housing by a college or university?</b></p> <p>1. Yes 2. No</p>	<p>&lt;1&gt; [goto GROCERYX] &lt;2, D, R&gt; [goto OWNED]</p>
02		OWNED	<p><b>Do you own this home?</b></p> <p>◆ Include Cus with a mortgage as owners.</p> <p>1. Yes 2. No</p>	<p>&lt;1&gt; [goto TYPOWND] &lt;2, D, R&gt; [goto RENTED]</p>
02	TYPOWND	TYPOWND	<p><b>Are these quarters owned by regular ownership or as a condominium or cooperative?</b></p> <p><b>In this survey, we consider a cooperative to be a property which is owned by a corporation. Each shareholder is entitled to occupy an individual unit. Is this what you mean?</b></p> <p>◆ If the respondent answers "No" to the probe try to determine whether the ownership is "regular" or "condominium" and mark the appropriate box.</p> <p>1. Regular ownership 2. Condominium 3. Cooperative</p>	<1-3, D, R> [goto MORT]
02	RENTED	RENTED	<p><b>Are your living quarters rented for cash rent or occupied without payment of cash rent?</b></p> <p>1. Rented for cash 2. Occupied without payment of cash rent</p>	<1,2,D,R> [ goto GROCERYX ]

Section	Tag Name	Variable Name	Question Text	Skip Instructions
02	MORT	MORT	<p><b>Do you have a mortgage on this property?</b></p> <p>1. Yes 2. No</p>	<1, 2, D, R> [ goto GROCERYX ]
02	GROCERY X	GROCERYX	<p><b>Since the first of (reference month) what has been your usual WEEKLY expense at the grocery store or supermarket?</b></p>	<0> [goto OTHFOOD] <1-999999> If gt 250 the goto GROCERYX_ERR1 ESLE goto NONFOODX <D,R> [goto OTHFOOD]
02	NONFOOD X	NONFOODX	<p><b>About how much of this amount was for nonfood items, such as paper products, detergents, home cleaning supplies, pet foods, and alcoholic beverages?</b></p>	<0-999999,D,R> If NONFOODX gt GROCERYX goto CK_NONFOODX If NONFOODX gt 60 goto NONFOODX_ERR1 ELSE goto OTHFOOD
02	OTHFOOD	OTHFOOD	<p><b>Have (you/you or any of the people on your list) purchased any food or nonalcoholic beverages from places other than grocery stores, such as convenience stores, specialty stores, bakeries, home delivery, vegetable stands, or farmer's markets?</b></p> <p>1. Yes 2. No</p>	<1> [goto OTHFOODX] <2,D,R> [goto PURCMEAL]
02	OTHFOOD X	OTHFOODX	<p><b>What was your usual WEEKLY expense at these places?</b></p>	<0-999999,D,R> If OTHFOODX lt 3 or gt 100 goto OTHFOODX_ERR1 ELSEIf any CU members AGE is lt 22 goto PURCMEAL, else goto OWN_VEH
02	PURCMEAL	PURCMEAL	<p><b>During the previous 30 days, have you (or or any of the people on your list) purchased any meals at school or in a preschool program for preschool or school age children?</b></p> <p>1. Yes 2. No</p>	<1> [goto MEMB_SM] <2,D,R> [goto OWN_VEH]
02	MEMB_SM	MEMB_SM	<p><b>What are the names of all the people on your list who purchased meals at school?</b></p>	<1-30> [goto 02_CREATE] <D,R> [goto OWN_VEH]

◆ Enter line numbers for all that apply, separate with commas.

Section	Tag Name	Variable Name	Question Text	Skip Instructions
02	SCHLNCHX	SCHLNCHX	<b>What has been the usual weekly expense for the meals (Name) purchased at school?</b>	<0-9999,D,R> If SCHLNCHX is lt 1 or gt 35 goto SCHLNCHX_ERR1 ELSE goto SCHLNCHQ
02	SCHLNCHQ	SCHLNCHQ	<b>How many weeks in the past 30 days did (Name) purchase meals?</b>	<1-5,D,R> [goto SCHLNCHQ for next person] [if no more persons goto OWN_VEH]
02	OWN_VEH	OWN_VEH	<b>Do (you/you or any of the people on your list) list own an automobile, truck, or other vehicle?</b>  ◆ Do not include any vehicle which is used entirely for business purposes.  1. Yes 2. No	<1> [goto VEHQ] <2, D, R> [goto SEC2FLAG]
02	VEHQ	VEHQ	<b>How many?</b>	<1-99, D, R> If VEHQ gt 20 goto VEHQ_ERR1 ELSE goto VEH_BUS]
02		SEC2FLAG		<1> [goto FOUR_CK]
03	FOUR_CK	FOUR_CK	◆ This the normal end of the first visit. The income questions are normally asked at the final visit, but you may continue with those questions now if needed.  1. Continue with income 2. Place diary	<1> [goto FOUR_RS] <2> [goto AFTERMID]
03	FOUR_RS	FOUR_RS	◆ Why is this section being completed at this time?  1. CU being very cooperative 2. CU will be absent for ^FVISIT pickup 3. CU requested no ^FVISIT pickup 4. Other reason	<1-3> [goto WKS_WRKD] <4> [goto FOUR_SP]
03	FOUR_SP	FOUR_SP	◆ Specify:	<30 characters> [goto WKS_WRKD]
03	S4A_INTRO	S4A_INTRO	<b>The next few questions are about income. We know people aren't used to discussing their income, but please be assured that, like all other information you have provided, these answers will be kept strictly confidential.</b>  1. Enter 1 to Continue	<1> [goto WKS_WRKD]
03	WKS_WRKD	WKS_WRKD	<b>[fill:Now I am going to ask about ^NAME's work experience and income.]</b>	<0> [goto WHYNOWRK ]

Section	Tag Name	Variable Name	Question Text	Skip Instructions
			<p>In the past 12 months, including paid vacation and sick leave, how many weeks did ^You_Name work?</p> <p>◆ If CU member did not work, enter zero.</p>	<1-52, D,R > [goto HRSPERWK]
03	HRSPERWK	HRSPERWK	In the weeks that ^YOU_NAME worked, how many hours did [fill: you/he/she] usually work per week?	<1-168 D,R> [goto OCCULIST]
03	OCCULIST	OCCULIST	<p>4</p> <p>Which of the following categories best describes the job in which ^YOU_NAME received the most earnings during the last 12 months?</p> <p>◆ Enter one code.</p> <ol style="list-style-type: none"> <li>1. Administrator, manager</li> <li>2. Teacher</li> <li>3. Professional</li> <li>4. Administrative support, including clerical</li> <li>5. Sales, retail</li> <li>6. Sales, business goods and services</li> <li>7. Technician</li> <li>8. Protective service</li> <li>9. Private household service</li> <li>10. Other service</li> <li>11. Machine or transportation operator, laborer</li> <li>12. Construction workers, mechanics</li> <li>13. Farming</li> <li>14. Forestry, fishing, groundskeeping</li> <li>15. Armed Forces</li> </ol>	<1-15 D,R> [goto EMPLTYPE ]
03	EMPLTYPE	EMPLTYPE	<p>^WERE_WAS ^YOU_NAME:</p> <ol style="list-style-type: none"> <li>1. An employee of a PRIVATE company, business, or individual working for wages or salary?</li> <li>2. A FEDERAL government employee?</li> <li>3. A STATE government employee?</li> <li>4. A LOCAL government employee?</li> <li>5. Self-employed in ^YOURHISHER OWN business, partnership, professional practice, or farm?</li> </ol>	<1-6, D, R> go to HAVEWAGE

Section	Tag Name	Variable Name	Question Text	Skip Instructions
			6. Working WITHOUT PAY in family business or farm?	
03	WHYNOWR K	WHYNOWRK	<b>What was the main reason ^YOU_NAME did not work during the last 12 months?</b> <b>^WERE_WAS [fill: you/he/she] -</b>  1. Retired? 2. Taking care of home/family? 3. Going to school? 4. Ill, disabled, unable to work? 5. Unable to find work? 6. Doing something else?	<1-6, D, R> go to HAVEWAGE
03		HAVEWAGE	<b>The next few questions are about income DURING THE PAST 12 MONTHS, that is from ^DATE1 TO ^DATE2...</b>  <b>Did ^YOU_NAME receive any wages, salary, tips, bonuses, or commissions?</b>  1. Yes 2. No	<1> [goto WAGEX] <2,D,R> [goto SEMPFRM]
03		WAGEX	<b>How much did ^YOU_NAME receive before taxes?</b>	<1-99999999> [goto GROSPAYX] <D,R> [goto WAGEB]
03		WAGEB	 <b>5 -7</b>  <b>Could you tell me which range on CARD A best reflects total wages and salaries for ALL JOBS during the PAST 12 MONTHS?</b>  1. \$0-\$4,999 2. \$5,000-\$9,999 3. \$10,000-\$14,999 4. \$15,000-\$19,999 5. \$20,000-\$29,999 6. \$30,000-\$39,999 7. \$40,000-\$49,999 8. \$50,000-\$69,999 9. \$70,000-\$89,999 10. \$90,000-\$119,999 11. \$120,000 and over	<1-11,D,R> [goto GROSPAYX]


Consumer Expenditure Diary Survey 2013 Specifications


Section	Tag Name	Variable Name	Question Text	Skip Instructions
03		GROSPAYX	<b>What was the amount of (your/name's) last pay before any deductions?</b>	<1-99999999,D,R> [goto PAYPERD]
03		PAYPERD	<b>What period of time did this cover?</b> 1. One week 2. Two weeks 3. Month 4. Quarter 5. Year 6. Twice a month 7. Other	<1-6,D,R> [goto PAYSTUB] <7> [goto PAYPRDOT]
03		PAYPRDOT	◆ Specify:	<40 characters> [goto PAYSTUB]
03		PAYSTUB	◆ Does the respondent have a paper or electronic pay check record present for ^HISHERNAMES last paycheck? 1. Yes 2. No	<1,2,D,R> go to FEDTX
03		FEDTX	<b>Was there any money deducted from (your/name's) pay for- Federal income tax?</b> 1. Yes 2. No	<1> if PAYSTUB ne 2 go to FEDTXX else go to STATX <2, D, R> go to STATX
03		FEDTXX	<b>How much?</b>	<1-99999999 D,R> [goto STATX]
03		STATX	<b>Was there any money deducted from (your/name's) pay for- State or local income tax?</b> 1. Yes 2. No	<1> if PAYSTUB ne 2 go to STATXX else go to PVT <2, D, R> go to PVT
03		STATXX	<b>How much?</b>	<1-999999999, D,R > go to PVT
03		PVT	<b>Was there any money deducted from ^YourNames pay for - Private pension fund?</b> 1. Yes	1: Go to PVTX 2,DK,RF: Goto GV

Section	Tag Name	Variable Name	Question Text	Skip Instructions
			2. No	
03		PVTX	<b>How much?</b>	IF PAYPERD = DK or RF and (PVTX lt 5 or gt 147000) OR PAYPERD = 1 and (PVTX lt 5 or gt 275) OR PAYPERD = 2 and (PVTX lt 8 or gt 644) OR PAYPERD = 3 and (PVTX lt 32 or gt 6000) OR PAYPERD = 4 and (PVTX lt 5 or gt 4500) OR PAYPERD = 5 and (PVTX lt 7 or gt 20000) OR PAYPERD = 6 and (PVTX lt 30 or gt 1000) OR PAYPERD = 7 and (PVTX lt 12 or gt 3000) THEN goto ERR1_ PVTX ELSE goto GV
03		GV	<b>Was there any money deducted from ^YourNames pay for - Government retirement?</b>  1. Yes 2. No	DK,RF: Goto GV 1: Go to GVX 2,DK,RF: Goto RR
03		GVX	<b>How much?</b>	IF GVX lt 5 or gt 590 then goto ERR1_GVX ELSE goto RR
03		RR	<b>Was there any money deducted from ^YourNames pay for - Railroad retirement?</b>  1. Yes 2. No	DK,RF: Goto RR 1: Go to RRX 2,DK,RF: Goto SSDED
03		RRX	<b>How much?</b>	IF RRX lt 5 or gt 444 then goto ERR1_RRX ELSE goto SSDED
03		SSDED	<b>Was there any money deducted from ^YourNames pay for - Railroad retirement?</b>  1. Yes	DK,RF: Goto SSDED 1: Goto MEDICOV 2,DK,RF: Goto SSNORM

Section	Tag Name	Variable Name	Question Text	Skip Instructions
			2. No	
03		SSNORM	<b>Are Social Security payments NORMALLY deducted from ^YourNames pay?</b>	1: Goto MEDICOV 2,DK,RF: Goto EMPLCONT
03		MEDICOV	<b>Does the money deducted for Social Security cover only the Medicare portion of Social Security?</b>	<1,2,D,R> [goto EMPLCONT]
03		EMPLCONT	<b>Other than Social Security, did any employer or union contribute to (your/name's) pension or retirement plan in the last 12 months?</b>	<1, 2, D, R> go to SEMPFRM
03		SEMPFRM	<b>DURING THE PAST 12 MONTHS-</b>  <b>Did ^YOU_NAME receive any self-employment income or have a loss?</b>  <b>(Report income from own businesses (farm or non-farm) including proprietorships and partnerships.)</b>	<1> go to SEMPFRMX <2, D, R> go to SOCSRRET
03		SEMPFRMX	<b>What was the amount?</b> <b>(Report net income after operating expenses. Include earnings as a tenant farmer or sharecropper.)</b>  <i>* If net income was a loss, precede amount with a &amp;lsquo;-&amp;lsquo;.</i> <i>* Breakeven = 1.</i>	<-999999999-999999999> go to SOCSRRET <D, R> go to SMPFRMB
03		SEMPFRMB	<b>Could you tell me which range on CARD A best reflects (your/name's) income or loss from self-employment during the PAST 12 MONTHS?</b>	<0-11, D, R> go to SOCSRRET
			0. Loss 1. \$0-\$4,999	






Section	Tag Name	Variable Name	Question Text	Skip Instructions
			2. \$5,000-\$9,999 3. \$10,000-\$14,999 4. \$15,000-\$19,999 5. \$20,000-\$29,999 6. \$30,000-\$39,999 7. \$40,000-\$49,999 8. \$50,000-\$69,999 9. \$70,000-\$89,999 10. \$90,000-\$119,999 11. \$120,000 and over	
03		SOC SRRET	<b>DURING THE PAST 12 MONTHS -</b>  <b>Did ^YOU_NAME receive any Social Security or Railroad Retirement benefits?</b>  1. Yes 2. No	<1> go to SSRRTX <2, D, R> go to US_SUPP
03		SS_RRX	<b>What was the amount of the last Social Security or Railroad Retirement payment received?</b>	<1-99999999> [goto MEDICARE] <D,R> [goto SS_RRB]
03		SS_RRB	 11  <b>Could you tell me which range on CARD B best reflects the amount of (your/name's) last Social Security or Railroad Retirement payment during the past 12 months?</b>  1. Less than \$500 2. \$500-\$699 3. \$700-\$999 4. \$1,000-\$1,299 5. \$1,300-\$1,699 6. \$1,700 and over	<1-6, D, R> go to MEDICARE
03		MEDICARE	<b>Is this amount AFTER the deduction for a Medicare premium?</b>  1. Yes 2. No	<1,2,D,R> [goto SS_RRQ]
03		SS_RRQ	<b>During the past 12 months, how many Social Security or Railroad Retirement payments did</b>	<1-52,D,R> [goto US_SUPP]

Section	Tag Name	Variable Name	Question Text	Skip Instructions
			<b>^YOU_NAME</b> receive?	
03		US_SUPP	<b>DURING THE PAST 12 MONTHS - Did ^YOU_NAME receive any Supplemental Security Income (SSI) payments?</b>  1. Yes 2. No	<1> go to SUPPX <2, D, R> go to IRA
03		SUPPX	<b>What was the amount?</b>	<1-99999999> go to IRA <D, R> go to SUPPB
03		SUPPB	 <b>12</b>  <b>Could you tell me which range on CARD C best reflects the amount ^YOU_NAME received in Supplemental Security income during the past 12 months?</b>  1. \$0-\$999 2. \$1,000-\$1,999 3. \$2,000-\$2,999 4. \$3,000-\$3,999 5. \$4,000-\$4,999 6. \$5,000-\$9,999 7. \$10,000-\$14,999 8. \$15,000-\$19,999 9. \$20,000-\$29,999 10. \$30,000-\$39,999 11. \$40,000-\$49,999 12. \$50,000 and over	Skip instructions: <1-12, D, R> go to IRA
03		IRA	<b>DURING THE PAST 12 MONTHS - Did ^YOU_NAME place any money in a retirement plan such as an Individual Retirement Account (IRA) or Keogh? Do not include rollovers.</b>  1. Yes 2. No	<1> go to IRAX <2, D, R> go to S04A_CHECK
03		IRAX	<b>How much?</b>	<1-99999999,D,R> [goto S04A_CHECK]
03		S04A_CHECK	<b>**CHECK ITEM**</b>	If no more persons with AGE gt or equal to 14, goto Section 3B.

Section	Tag Name	Variable Name	Question Text	Skip Instructions
03		INTERDIV	<p><b>Up until this point, we have discussed earnings for individual members. Now, I would like to talk to you about your household as a whole.</b></p> <p><b>DURING THE PAST 12 MONTHS -</b></p> <p><b>Did (you/you or any of the people on your list) receive any interest or dividends? Report even small amounts credited to an account.</b></p> <p>1. Yes 2. No</p>	<p>Else, goto WKS_WRKD for the next person</p> <p>&lt;1&gt; go to INTRDVX &lt;2, D, R&gt; go to NETRENT</p>
03		INTRDVX	<p><b>What was the amount?</b></p>	<p>&lt;1-999999999&gt; go to NETRENT &lt;D, R&gt; go to INTRDVB</p>
03		INTRDVB	<p><b>Could you tell me which range on CARD C best reflects the amount (you/you or any of the people on your list) received in interest or dividends during the PAST 12 MONTHS?</b></p> <p>1. \$0-\$999 2. \$1,000-\$1,999 3. \$2,000-\$2,999 4. \$3,000-\$3,999 5. \$4,000-\$4,999 6. \$5,000-\$9,999 7. \$10,000-\$14,999 8. \$15,000-\$19,999 9. \$20,000-\$29,999 10. \$30,000-\$39,999 11. \$40,000-\$49,999 12. \$50,000 and over</p>	<p>&lt;1-12, D, R&gt; go to NETRENT</p>
03		NETRENT	<p><b>DURING THE PAST 12 MONTHS -</b></p> <p><b>Did (you/you or any of the people on your list) receive any net rental income or a loss?</b></p> <p><i>* Net rental income is the total amount after expenses.</i></p>	<p>&lt;1&gt; go to NETRENTX &lt;2, D, R&gt; go to ROYEST</p>

Section	Tag Name	Variable Name	Question Text	Skip Instructions
			1. Yes 2. No	
03		NETRENTX	<b>What was the amount?</b>  * The net amount is the total amount after expenses. * If income was a loss, precede amount with a &lsquo;-&lsquo;. * Breakeven=1.	<-999999999-999999999> go to ROYEST <D, R> go to NETRENTB
03		NETRENTB	<b>Could you tell me which range on CARD C best reflects the total net rental income or loss during the PAST 12 MONTHS?</b>  1. \$0-\$999 2. \$1,000-\$1,999 3. \$2,000-\$2,999 4. \$3,000-\$3,999 5. \$4,000-\$4,999 6. \$5,000-\$9,999 7. \$10,000-\$14,999 8. \$15,000-\$19,999 9. \$20,000-\$29,999 10. \$30,000-\$39,999 11. \$40,000-\$49,999 12. \$50,000 and over	<0-12, D, R> go to ROYEST
03		ROYEST	<b>DURING THE PAST 12 MONTHS -</b>  <b>Did (you/you or any of the people on your list) receive any royalty income or income from estates and trusts?</b>  1. Yes 2. No	<1> go to ROYESTX <2, D, R> go to RETSURV
03		ROYESTX	<b>What was the amount?</b>	<1-999999999> go to RETSURV <D, R> go to ROYESTB
03		ROYESTB	<b>Could you tell me which range on CARD C best reflects the total amount received in royalty income or income from estates and trusts during PAST 12 MONTHS?</b>  1. \$0-\$999	<1-12, D, R> go to RETSURV

Section	Tag Name	Variable Name	Question Text	Skip Instructions
			2. \$1,000-\$1,999 3. \$2,000-\$2,999 4. \$3,000-\$3,999 5. \$4,000-\$4,999 6. \$5,000-\$9,999 7. \$10,000-\$14,999 8. \$15,000-\$19,999 9. \$20,000-\$29,999 10. \$30,000-\$39,999 11. \$40,000-\$49,999 12. \$50,000 and over	
03		RETSURV	<b>DURING THE PAST 12 MONTHS -</b>  <b>Did (you/you or any of the people on your list) receive any retirement, survivor, or disability pensions?</b>  1. Yes 2. No	<1> go to RETSURVX <2, D, R> go to OTHREG
03		RETSURVX	<b>What was the amount?</b>  <b>(Do not include Social Security.)</b>	<1-9999999> go to OTHREG <D, R> go to RETSURVB
03		RETSURVB	 <b>12</b>  <b>Could you tell me which range on CARD C best reflects the total amount received in retirement, survivor, or disability pensions during the PAST 12 MONTHS?</b>  1. \$0-\$999 2. \$1,000-\$1,999 3. \$2,000-\$2,999 4. \$3,000-\$3,999 5. \$4,000-\$4,999 6. \$5,000-\$9,999 7. \$10,000-\$14,999 8. \$15,000-\$19,999 9. \$20,000-\$29,999 10. \$30,000-\$39,999	<1-12, D, R> go to OTHREG

Section	Tag Name	Variable Name	Question Text	Skip Instructions
			11. \$40,000-\$49,999 12. \$50,000 and over	
03		OTHREG	<b>DURING THE PAST 12 MONTHS -</b>  <b>Did (you/you or any of the people on your list) receive income on a REGULAR basis from any other source such as Veteran's Administration (VA) payments, unemployment compensation, child support, or alimony?</b>  1. Yes 2. No	<1> go to OTHREGX <2, D, R> go to LUMP
03		OTHREGX	 12  <b>What was the amount from all sources?</b>  <b>(Do not include lump sum payments such as money from an inheritance or sale of a home.)</b>	<1-99999999> go to LUMP <D, R> go to OTHREGB
03		OTHREGB	 12  <b>Could you tell me which range on CARD C best reflects the total amount received in Veteran's Administration (VA) payments, unemployment compensation, child support, or alimony during the PAST 12 MONTHS?</b>  1. \$0-\$999 2. \$1,000-\$1,999 3. \$2,000-\$2,999 4. \$3,000-\$3,999 5. \$4,000-\$4,999 6. \$5,000-\$9,999 7. \$10,000-\$14,999 8. \$15,000-\$19,999 9. \$20,000-\$29,999 10. \$30,000-\$39,999 11. \$40,000-\$49,999 12. \$50,000 and over	<1-12, D, R> go to LUMP
03		LUMP	<b>DURING THE PAST 12 MONTHS -</b>	<1> go to LUMPX <2, D, R> go to OTHIN

Section	Tag Name	Variable Name	Question Text	Skip Instructions
			<p><b>Did (you/you or any of the people on your list) receive any lump sum payments from insurance, estates, trusts, royalties, child support, alimony, prizes or games of chance, or from people who are not on your list?</b></p> <p>1. Yes 2. No</p>	
03		LUMPX	<b>What was the total amount received ^BY_ALL?</b>	<1-9999999> go to OTHIN <D, R> go to LUMPB
03		LUMPB	<p><b>12</b></p> <p><b>Could you tell me which range on CARD C best reflects the total lump sum payments during the PAST 12 MONTHS?</b></p> <p>1. \$0-\$999 2. \$1,000-\$1,999 3. \$2,000-\$2,999 4. \$3,000-\$3,999 5. \$4,000-\$4,999 6. \$5,000-\$9,999 7. \$10,000-\$14,999 8. \$15,000-\$19,999 9. \$20,000-\$29,999 10. \$30,000-\$39,999 11. \$40,000-\$49,999 12. \$50,000 and over</p>	<1-12, D, R> go to OTHIN
03		OTHIN	<p><b>DURING THE PAST 12 MONTHS -</b></p> <p><b>Did (you/you or any of the people on your list) receive any- other money income, including money received from cash scholarship and fellowship, stipends not based on working, or from the care of foster children, not already reported?</b></p> <p>1. Yes 2. No</p>	<1> [goto OTHINX] <2,D,R> [goto FEDREF]

Section	Tag Name	Variable Name	Question Text	Skip Instructions
03		OTHINX	What was the total amount received ^BY_ALL?	<1-99999999> [goto FEDREF] <D,R> [goto OTHINB]
03		OTHINB	<p>12</p> <p>Could you tell me which range on CARD C best reflects the total amount of other money income received during the PAST 12 MONTHS?</p> <p>1. \$0-\$999 2. \$1,000-\$1,999 3. \$2,000-\$2,999 4. \$3,000-\$3,999 5. \$4,000-\$4,999 6. \$5,000-\$9,999 7. \$10,000-\$14,999 8. \$15,000-\$19,999 9. \$20,000-\$29,999 10. \$30,000-\$39,999 11. \$40,000-\$49,999 12. \$50,000 and over</p>	<1-12, D,R> [goto FEDREF]
03		FEDREF	<p>DURING THE PAST 12 MONTHS -</p> <p>Did (you/you or any of the people on your list) receive any REFUNDS from any of the following -</p> <p>Federal income tax in addition to that withheld from earnings?</p> <p>1. Yes 2. No</p>	<1> [goto FEDREFX] <2,D,R> [goto STATREF]
03		FEDREFX	What was the total amount received ^BY_ALL?	<1-99999999,D,R> [goto STATREF]
03		STATREF	<p>DURING THE PAST 12 MONTHS -</p> <p>Did (you/you or any of the people on your list) receive any REFUNDS from -</p> <p>State and local income tax?</p>	<1> [goto STATREFX] <2,D,R> [goto EITC]



Section	Tag Name	Variable Name	Question Text	Skip Instructions
			1. Yes 2. No	
03		STATREFX	<b>What was the total amount received ^BY_ALL?</b>	<1-99999999, D, R> go to EITC
03		EITC	<b>The Earned Income Tax Credit is a benefit for certain people who work and have low to moderate wages. A tax credit means more money in your pocket. It reduces the amount of tax you owe and may also give you a refund.</b>  <b>During the past 12 months, did (you/you or any of the people on your list) claim an Earned Income Tax Credit on your federal income tax return?</b>  1. Yes 2. No	<1, 2, D, R> go to ADDFED
03		ADDFED	<b>DURING THE PAST 12 MONTHS -</b>  <b>Did (you/you or any of the people on your list) PAY any of the following -</b>  <b>Federal income tax in addition to that withheld from earnings?</b>  1. Yes 2. No	<1> [goto ADDFEDX] <2,D,R> [goto ADDSTA]
03		ADDFEDX	<b>What was the total amount PAID ^BY_ALL?</b>	<1-99999999,D,R> [goto ADDSTA]
03		ADDSTA	<b>DURING THE PAST 12 MONTHS -</b>  <b>Did (you/you or any of the people on your list) PAY any-</b>  <b>State and local income tax in addition to that withheld from earnings?</b>  1. Yes 2. No	<1> go to ADDSTAX <2, D, R> go to ADDOTH
03		ADDSTAX	<b>What was the total amount PAID ^ BY_ALL?</b>	<1-99999999,D,R> [goto ADDOTH]
03		ADDOTH	<b>DURING THE PAST 12 MONTHS -</b>  <b>Did (you/you or any of the people on your list) PAY any of the</b>	<1> go to ADDTHX <2, D, R> go to OCCEXP

Section	Tag Name	Variable Name	Question Text	Skip Instructions
			following -  Other taxes such as inheritance or estate taxes?  1. Yes 2. No	
03		ADDOTHX	What was the total amount PAID ^BY_ALL?	<1-99999999,D,R> [goto OCCEXPXN]
03		OCCEXPXN	DURING THE PAST 12 MONTHS -  Did fill_YOU_ANY have any occupational expenses such as union dues, tools, uniforms, business or professional association dues, licenses, or permits?  1. Yes 2. No	<1> [goto OCCEXPXN] <2,D,R> [goto REC_FS]
03		OCCEXPXN	What was the total amount of these occupational expenses?	<1-99999999,D,R> [goto REC_FS]
03		REC_FS	DURING THE PAST 12 MONTHS -  Did anyone in this household receive Food Stamps or a Food Stamp benefit card? Include government benefits from the Supplemental Nutritional Assistance Program (SNAP). Do NOT include WIC or the National School Lunch Program.  1. Yes 2. No	<1> [goto FS_MTHI] <2,D,R> [goto PAWELFAR]
03		FS_MTHI	In how many of the last 12 months were food stamps or EBTs received?	<1-12, D, R> go to FS_AMT
03		FS_AMT	What was the dollar value of the last food stamps or EBT received?	<1-99999999,D,R> [goto PAWELFAR]
03		PAWELFAR	DURING THE PAST 12 MONTHS -  Did [fill: you/you or any members of this household, including any children,] receive any welfare payments or cash assistance from the state or local welfare office?  Please include even if only for one month. Do NOT include benefits from food, energy, or rental assistance programs.	<1> go to WELFRX <2, D, R> go to FREEMEAL

Section	Tag Name	Variable Name	Question Text	Skip Instructions
			1. Yes 2. No	
03		WELFRX	<b>What was the amount for the PAST 12 MONTHS?</b>	<1-99999999> go to FREEMEAL <D, R> go to WELFRB
03		WELFRB	<b>12</b>  <b>Could you tell me which range on CARD C best reflects the total amount of income from cash assistance from state or local government welfare programs during the PAST 12 MONTHS?</b>  1. \$0-\$999 2. \$1,000-\$1,999 3. \$2,000-\$2,999 4. \$3,000-\$3,999 5. \$4,000-\$4,999 6. \$5,000-\$9,999 7. \$10,000-\$14,999 8. \$15,000-\$19,999 9. \$20,000-\$29,999 10. \$30,000-\$39,999 11. \$40,000-\$49,999 12. \$50,000 and over	<1-12, D, R> go to FREEMEAL
03		FREEMEAL	<b>DURING THE PAST 12 MONTHS -</b>  <b>Have (you/you or any of the people on your list) received any free meals at work as part of your pay?</b>  1. Yes 2. No	<1> [goto FREEMLX] <2,D,R> [goto RTASPAY]
03		FREEMLX	<b>About what was the weekly dollar value of such meals?</b>	<1-999999,D,R> [goto MEALWKI]
03		MEALWKI	<b>How many weeks did (you/you or any of the people on your list) receive such meals during the last 12 months?</b>	<01-52,D,R> [goto RTASPAY]
03		RTASPAY	<b>DURING THE PAST 12 MONTHS -</b>  <b>Did (you/you or any of the people on your list) receive any free or reduced rent for this unit as a form of pay?</b>	<1> [goto RTCOMPX] <2,D,R> [goto SEC4BFLG]

Section	Tag Name	Variable Name	Question Text	Skip Instructions
			1. Yes 2. No	
03		RTCOMPX	<b>What is the rental charge to another tenant for a similar unit?</b>	<0-999999,D,R> [goto RTCMPPD]
03		RTCMPPD	<b>What period of time does this cover?</b>	<1-3,D,R> [goto SEC4BFLG] <4> [goto RTCM_SP]
			1. Week 2. 2 Weeks 3. Month 4. Other	
03		RTCM_SP	<b>* Specify:</b>	<30 characters> [goto SEC4BFLG]
03		SEC4BFLG	<b>**CHECK ITEM**</b>	[goto AFTERMID]
03		SEC4BFLG	<b>**END OF SECTION**</b>	1. Set SEC4BFLG= yes
Back		AFTERMID	<b>** CHECK ITEM **</b>	
Back		WK2PLCERR	<b>PLACEMENT/PICKUP</b> <b>ERROR</b> Diary Survey	<1> [goto DONE]
			Visit Number: [Fill: VISITNUM]      Earliest Placement Date: [Fill: 2500.EPD] Date is: [Fill: current date]      Latest Placement Date: [Fill: 2500.LPD]	
			<b>TOO EARLY TO PLACE THE WEEK 2 DIARY</b>	
			1. Enter 1 to Continue	
Back		WK1_ST1	<b>^Q1_WK1_ST1</b>	<1> [if QTYPE=1 goto THANK_W1, else goto DPLC_CK1] <2> [goto NTYPE_W1]
			<b>RO    PSU    Seg    Seg.    Sample    Serial    Serial</b> <b>HH    CU    Spinoff    Week</b> <b>          No    Week</b> <b>o.    No.    Ind    Suffix    Design    No.    Suffix    N</b> -----	

Section	Tag Name	Variable Name	Question Text	Skip Instructions
			<p>-----</p> <p>SITE (1-5) (6-9) (10) (11-14) (15-16) (17-18) (19) (20-21) (22-23) 01</p> <p>^Q2_WK1_ST1</p> <p>^Q3_WK1_ST1: ^Q_WDUSER ^Q_WDPIN</p> <p>1. Yes 2. No</p>	
Back		DPLC_CHK1	<p>◆ The ideal date for picking up the Week 1 Diary is between [fill: PLCEDAT1+8] and [fill: PLCDAT1+14].</p> <p>◆ Double Place the Diary if:</p> <ul style="list-style-type: none"> <li>-You traveled 50 miles or more to place the diary</li> <li>-Respondent will NOT be available for scheduled Week 1 pick up</li> <li>-CU will require an interpreter</li> <li>-You have been assigned 3 or more Diary cases</li> <li>-Respondent is reluctant/hesitant/too busy to do daily recordings BUT will save receipts</li> </ul> <p>◆ Enter 1 to continue</p> <p>1. Enter 1 to Continue</p>	<1> [goto DPLC_CHK]
Back		DPLC_CHK	<p>◆ Was this a Week 1 and Week 2 double placement?</p> <p>1. Yes 2. No</p>	<1> [goto DPLCRES] <2> [goto THANK_W1]
Back		DPLCRES	<p>Why were both diaries placed?</p> <p>1. No one available for a Week 1 pickup 2. CU requests no Week 1 pickup 3. FR does not work on Sunday</p>	<1,2,3,4> [goto THANK_W1] <5> [goto DPLCSPC ]

Consumer Expenditure Diary Survey 2013 Specifications

Section	Tag Name	Variable Name	Question Text	Skip Instructions
			4. Traveled 50 miles or more to place diary 5. CU requires an interpreter 6. Respondent busy but agrees to collect receipts 7. FR assigned 3 or more diary cases 8. Other	
Back		DPLCSPC	◆ Specify:	<30 characters> [goto THANK_W1]
Back		NTYPE_W1	What type of non-interview do you have?  Type A = No one home, Refusal Type B = Temporarily absent, Vacant, under construction, occupied by persons with URE Type C = Demolished, House moved, Merged, Condemned, Located on base, CU moved, ^Q_NTYPE_W1  1. TYPE A 2. TYPE B 3. TYPE Q	<1> [goto TYPEA_W1] <2> [goto TYPEB_W1] <3> [goto TYPEC_W1]
Back		TYPEA_W1	Enter TYPE A noninterview	<1,4> [goto RACRF_W1] <2> [goto RFRSN_W1] <3> [goto TYPAS_W1]
			1. No one home 2. Refused 3. Other Type A - specify	
Back	TYPAS_W1	TYPAS_W1	◆ Specify other TYPE A	<30 characters> [goto RACRF_W1]
Back		RFRSN_W1	Enter type of refused	<1-3> [goto RACRF_W1] <4> [goto RSN_S_W1]
			1. Hostile Respondent 2. Time Related Excuses 3. Language 4. Other Refusal - specify	
Back	RSN_S_W1	RSN_S_W1	◆ Specify type of refusal	<45 characters> [goto RACRF_W1]
Back		TYPEB_W1	Enter TYPE B noninterview	<1-10> [goto BYOBS_W1] <11> [goto TYPBS_W1]

Section	Tag Name	Variable Name	Question Text	Skip Instructions
			<ol style="list-style-type: none"> <li>1. Vacant (for rent)</li> <li>2. Vacant (for sale)</li> <li>3. Vacant (other)</li> <li>4. Occupied by persons with URE</li> <li>5. Under construction, not ready</li> <li>6. All persons under 16</li> <li>7. Unfit or to be demolished</li> <li>8. Unoccupied tent or trailer site</li> <li>9. Permit granted, construction not started</li> <li>10. Temporarily Absent (TA)</li> <li>11. Other Type B - specify</li> </ol>	
Back	TYPBS_W1	TYPBS_W1	◆ Specify other TYPE B	<45 characters> [goto BYOBS_W1]
Back		TYPEC_W1	Enter TYPE C noninterview	<0-9> [ goto BYOBS_W1] <10> [goto TYPES_W1]
			<ol style="list-style-type: none"> <li>1. Demolished</li> <li>2. House or Mobile Home moved</li> <li>3. Converted to permanent nonresidential use</li> <li>4. Merged with units in the same structure</li> <li>5. Condemned</li> <li>6. Located on military base (post)</li> <li>7. Unused serial # on listing sheet</li> <li>8. CU Moved</li> <li>9. ^TYPECMRGE</li> <li>10. ^TYPECPWN</li> <li>11. Removed during subsampling</li> <li>12. Unit already had a chance of selection</li> <li>13. Other Type C - specify</li> </ol>	
Back	TYPES_W1	TYPES_W1	Specify other TYPE C	<45 characters> [goto BYOBS_W1]
Back		BYOBS_W1	Did you classify this unit by observation only?	<1> [if TYPEB_W1=10, goto RACRF_W1] [if TYPEB_W1=1-9,11, goto THANK_W1] [if NTYPE_W1=3, goto DONE]
			<ol style="list-style-type: none"> <li>1. Yes</li> <li>2. No</li> </ol>	<2> [CP1NAM_W1]
Back		CP1NAM_W1	Enter contact person's name	<42 characters> [goto CP1TITL_W1]
Back		CP1TITL_W1	Enter Contact person's title	<43 characters> [goto CP1PHON_W1]
Back		CP1PHON_W1	Enter contact person's phone number	<10 digits> [goto CP1EXT_W1]

Consumer Expenditure Diary Survey 2013 Specifications

Section	Tag Name	Variable Name	Question Text	Skip Instructions
			Enter 0 for none.	<Empty, D, R> [goto CP1ADD1_W1]
Back		CP1EXT_W1	Enter contact person's phone number extension	<0000-9999, D, R, Empty> [goto CP1ADD1_W1]
Back		CP1ADD1_W1	Enter contact person's street address	<54 characters> [goto CP1ADD2_W1]
Back		CP1ADD2_W1	Enter second line of address if necessary	<54 characters, empty> [goto CP1PO_W1]
Back		CP1PO_W1	Enter city	<20 characters> [goto CP1ST_W1]
Back		CP1ST_W1	Enter state	<2 Digit State codes, D, R> [goto CP1ZIP5_W1]
Back		CP1ZIP5_W1	Enter zip code	<5 characters,D,R> [if TYPEB_W1=10, goto RACRF_W1] [if TYPEB_W1=1-9,11, goto THANK_W1] [if NTYPE_W1=3, goto DONE]
Back		RACRF_W1	<b>Race of individual</b> 1. White 2. Black or African American 3. American Indian or Alaska Native 4. Asian 5. Native Hawaiian 6. Guamanian or Chamorro 7. Samoan 8. Other Pacific Islander	<1-8,D> [goto HH_MM_W1]
Back		HH_MM_W1	<b>Number of household members:</b>	<1-30,D> [goto TENUR_W1]
Back		TENUR_W1	Tenure code 1. Owned 2. Rented	<1-2,D> [goto THANK_W1]
Back		WK2_ST2	^Q1_WK2_ST2  RO PSU Seg Seg. Sample Serial Serial HH CU Spinoff Week No. Suffix Design No. Suffix No. No. Ind ----- -----	<1> [goto THANK_W1] <2> [goto NTYPE_W2]



Section	Tag Name	Variable Name	Question Text	Skip Instructions
			<p>SITE (1-5) (6-9) (10) (11-14) (15-16) (17-18) (19) (20-21) (22-23) 02</p> <p>^Q2_WK2_ST2</p> <p>^Q3_WK2_ST2: ^Q_WDUSER ^Q_WDPIN</p> <p>1. Yes 2. No</p>	
Back		NTYPE_W2	<p>What type of non-interview do you have?</p> <p>Type A = No one home, Refusal Type B = Temporarily absent,vacant, under construction, occupied by persons with URE Type C = Demolished, House moved, Merged, Condemned, Located on base, CU moved^Q_NTTYPE_W2</p> <p>1. TYPE A 2. TYPE B 3. TYPE C</p>	<p>&lt;1&gt; [goto TYPEA_W2] &lt;2&gt; [goto TYPEB_W2] &lt;3&gt; [goto TYPEC_W2]</p>
Back		TYPEA_W2	<p>Enter TYPE A noninterview</p> <p>1. No one home 2. Refused 3. Other Type A - specify</p>	<p>&lt;1,4&gt; [goto RACRF_W2] &lt;2&gt; [goto RFRSN_W2] &lt;3&gt; [goto TYPAS_W2]</p>
Back	TYPAS_W2	TYPAS_W2	<p>Specify other TYPE A</p>	<p>&lt;30 characters&gt; [goto RACRF_W2]</p>
Back		RFRSN_W2	<p>Enter type of refused</p> <p>1. Hostile Respondent 2. Time Related Excuses 3. Language 4. Other Refusal - specify</p>	<p>&lt;1-3&gt; [goto RACRF_W2] &lt;4&gt; [goto RSN_S_W2]</p>
Back	RSN_S_W2	RSN_S_W2	<p>Specify type of refusal</p>	<p>&lt;45 characters&gt; [goto RACRF_W2]</p>
Back		TYPEB_W2	<p>Enter TYPE B noninterview</p> <p>1. Vacant (for rent)</p>	<p>&lt;1-10&gt; [goto BYOBS_W2] &lt;11&gt; [goto TYPBS_W2]</p>

Section	Tag Name	Variable Name	Question Text	Skip Instructions
			2. Vacant (for sale) 3. Vacant (other) 4. Occupied by persons with URE 5. Under construction, not ready 6. All persons under 16 7. Unfit or to be demolished 8. Unoccupied tent or trailer site 9. Permit granted, construction not started 10. Temporarily Absent (TA) 11. Other Type B - specify	
Back	TYPBS_W2	TYPBS_W2	<a href="#">Specify other TYPE B</a>	<45 characters> [goto BYOBS_W2]
Back		TYPEC_W2	<a href="#">Enter TYPE C noninterview</a>	<1-12, 14> [goto BYOBS_W2 ] <13> [goto TYPES_W2]
			1. Demolished 2. House or Mobile Home moved 3. Converted to permanent nonresidential use 4. Merged with units in the same structure 5. Condemned 6. Located on military base (post) 7. Unused serial # on listing sheet 8. CU Moved 9. ^TYPECMRGE 10. ^TYPECPWN 11. Removed during subsampling 12. Unit already had a chance of selection 13. Other Type C - specify	
Back	TYPES_W2	TYPES_W2	<a href="#">Specify other TYPE C</a>	<45 characters> [goto BYOBS_W2]
Back		BYOBS_W2	<a href="#">Did you classify this unit by observation only?</a>	<1> [if TYPEB_W2=10, goto RACRF_W2] [if TYPEB_W2=1-9,11, goto THANK_W1] [if NTYPE_W2=3, goto DONE] <2> [goto CP1NAM_W2]
Back		CP1NAM_W2	<a href="#">Enter contact person's name</a>	<42 characters> [goto CP1TITL_W2]
Back		CP1TITL_W2	<a href="#">Enter Contact person's title</a>	<43 characters> [goto CP1PHON_W2]
Back		CP1PHON_W2	<a href="#">Enter contact person's phone number</a>	<10 digits> [goto CP1EXT_W2] <Empty, D, R> [goto CP1ADD1_W2]
			<a href="#">Enter 0 for none.</a>	

Consumer Expenditure Diary Survey 2013 Specifications

Section	Tag Name	Variable Name	Question Text	Skip Instructions
Back		CP1EXT_W2	Enter contact person's phone number extension	<0000-9999, D, R, Empty> [goto CP1ADD1_W2]
Back		CP1ADD1_W2	Enter contact person's street address	<54 characters> [goto CP1ADD2_W2]
Back		CP1ADD2_W2	Enter second line of address if necessary	<54 characters, empty> [goto CP1PO_W2]
Back		CP1PO_W2	Enter city	<20 characters> [goto CP1ST_W2]
Back		CP1ST_W2	Enter state	<2 Digit State codes, D, R> [goto CP1ZIP5_W2]
Back		CP1ZIP5_W2	Enter zip code	<5 characters,D,R> [if TYPEB_W2=10, goto RACRF_W2] [if TYPEB_W2=1-9,11, goto THANK_W1] [if NTYPE_W2=3, goto DONE]
Back		RACRF_W2	Race of individual 1. White 2. Black or African American 3. American Indian or Alaska Native 4. Asian 5. Native Hawaiian 6. Guamanian or Chamorro 7. Samoan 8. Other Pacific Islander	<1-5,D> [goto HH_MM_W2]
Back		HH_MM_W2	Number of household members:	<1-30,D> [goto TENUR_W2]
Back		TENUR_W2	Tenure code 1. Owned 2. Rented	<1,2,D> [goto THANKYOU]
Back		TA_CK1	Did the respondent refuse to participate at any time? 1. Yes 2. No	<1> [goto RFRN_TA] <2> [goto TA_CK2]
Back		RFRN_TA	Enter type of refused 1. Hostile Respondent 2. Time Related Excuses 3. Language Problems 4. Other Refusal- specify	<1-3> [goto RACRF_TA] <4> [goto RSN_S_TA]

Consumer Expenditure Diary Survey 2013 Specifications

Section	Tag Name	Variable Name	Question Text	Skip Instructions
Back		RSN_S_TA	Specify type of refusal	<45 characters> [if VISITNUM=1 AND INSTAT1=217, goto RACRF_TA] [if VISITNUM=2 AND INSTAT2=217, goto RACRF_TA] [else, goto TA_CK2]
Back		RACRF_TA	Race of individual  1. White 2. Black or African American 3. American Indian or Alaska Native 4. Asian 5. Native Hawaiian 6. Guamanian or Chamorro 7. Samoan 8. Other Pacific Islander	<1-5,D> [goto HH_MM_TA]
Back		HH_MM_TA	Number of household members:	<1-30,D> [goto TENUR_TA]
Back		TENUR_TA	Tenure code  1. Owned 2. Rented	<1-2,D> [goto TA_CK2]
Back		TA_CK2	^ContactSourceRem  TA Contact absent the entire diary reference week?  1. Yes 2. No	<1,2> [IF VISITNUM=1, goto THANK_W1] [IF VISITNUM=2 or 3, goto THANKYOU]
Back		THANK_W1	^THANKWK11 ^THANKWK2  Thank you.  ^THANKWK3 ^THANKWK4 ^THANKWK5 ^THANKWD  [fill: 2. Select another date]  1. Enter 1 to Continue	<1> [if INSTAT1 ne 201, goto DONE] [if INSTAT1 = 201, goto BSTTI] [if INSTAT2 = 201, goto BSTTI]  <2> [goto APPTOTH]
Back		APPTOTH	[fill: *DO NOT place Diary. Roster section not complete] * Missing Sections: Press shift-F5 to view the status table	<1-7> [goto BSTTI] <0,R> [goto DONE]

Section	Tag Name	Variable Name	Question Text	Skip Instructions
			<p>I'd like to schedule a DATE to [Fill: conduct/complete] the interview.                      May I return on * Diary must be picked up within this range.0.                      Battery problem1. [fill: DayName] [fill: PLCEDAT1 +8/PLCEDAT2                      +8/PLCEDAT1+15] 2. [fill: DayName] fill: PLCEDAT1 +9/PLCEDAT2                      +9/PLCEDAT1+16] 3. [fill: DayName] [fill: PLCEDAT1                      +10/PLCEDAT2 +10/PLCEDAT1+17] 4. [fill: DayName] [fill:                      PLCEDAT1 +11/PLCEDAT2 +11/PLCEDAT1+18] 5. [fill: DayName]                      [fill: PLCEDAT1 +12/PLCEDAT2 +12/PLCEDAT1+19] 6. [fill:                      DayName] [fill: PLCEDAT1 +13/PLCEDAT2 +13/PLCEDAT1+20] 7.                      [fill: DayName] [fill: PLCEDAT1 +14/PLCEDAT2 +14/PLCEDAT1+21]                      [fill: 8. [fill: DayName] [fill: PLCEDAT1+15] 9. [fill:                      DayName] [fill: PLCEDAT1+16] 10. [fill: DayName] [fill:                      PLCEDAT1+17] 11. [fill: DayName] [fill: PLCEDAT1+18]                      12. [fill: DayName] [fill: PLCEDAT1+19] 13. [fill: DayName] fill:                      PLCEDAT1+20] 14. [fill: DayName] [fill: PLCEDAT1+21] ]</p>	
Back		BSTTI	<p><b>When is the best time to contact you?</b></p> <p style="text-align: center;"><a href="#">Do not read categories</a></p> <p>0. Battery problem                      1. Morning (9am-12noon)                      2. Noon/Lunchtime (11am-1pm)                      3. Afternoon(12noon-4pm)                      4. Suppertime/Early evening (4pm-7pm)                      5. Evening (6pm-9pm)                      6. Anytime(9am-9pm)                      7. Late evening/Night(7pm-9pm)                      8. Daytime(9am-4pm)                      9. After 5pm</p>	<p>&lt;1-9&gt; [goto BSTTI_SP]                      &lt;10&gt; [goto DONE]</p>
Back		BSTTI_SP	<p><a href="#">Enter specific best time to contact</a></p>	<p>&lt;30 characters, empty&gt; [goto DONE]</p>
Back		NOSUN	<p><b>Would a Sunday interview be acceptable?</b></p> <p>0. BATTERY problem                      1. Yes                      2. No</p>	<p>&lt;0, 1,2&gt; [goto DONE]</p>

Section	Tag Name	Variable Name	Question Text	Skip Instructions
Back		THANKYOU	<p>◆ Fill: If the respondent has provided receipts to enter expenses into the Recall Tab, Press F10 now to exit this case. Re-enter the case after leaving the respondent's home to enter any receipts/recall expenditures before wrapping up the case."</p> <p>^THANKYOU Thank you for your patience, and for taking the time to answer our questions.</p> <p>Let me remind you that the information you provide is very valuable because it is used to update the Consumer Price Index, which is one of our nation's leading economic indicators./</p> <p>* NOTE: Inform the respondent that a supervisor may call them to conduct re-interview. Explain re-interview as needed.</p> <p>1. Enter 1 to Continue</p>	<p>&lt;1&gt; [PICK_UP1=201 or PICK_UP2 =201, goto TELPV] [Else, goto NUMCALL]</p>
	WD_INTRO		We're almost done with the survey. I just have a few questions before we wrap up.	<1> goto WD_R1
	WD_R1		What did you like about the Web Diary?	goto WD_R2
	WD_R2		How easy or difficult was it to log in? Would you say -	<1-5,D,R> goto WD_R3
	WD_R3		How easy or difficult was it to record your expenses? Would you say-	<1-5,D,R> goto WD_R4
	WD_R4		Did you use any records or online statements when recording your expenses?	<1,2,D,R> goto WD_R5
	WD_R5		How could we improve the process of recording your expenses?	goto WD_R6
	WD_R6		During the first visit, we provided you with a User's Guide. Please let me know any changes or suggestions you have for that document.	goto WD_R7
	WD_R7		When using the Web Diary to record your expenses, how secure do you feel that your data is? Would you say -	<1-5,D,R> goto WD_R8
	WD_R8		Which internet browser do you typically use at home?	<1-4,D,R> goto WD_R9 <5> goto WD_R8SP
	WD_R9		What operating system does your home computer run in?	<1-4,D,R> goto WD_R10

Consumer Expenditure Diary Survey 2013 Specifications

Section	Tag Name	Variable Name	Question Text	Skip Instructions
				<5> goto WD_R9SP
		WD_R8SP	*Specify:	goto WD_R9
		WD_R9SP	*Specify:	goto WD_R10
		WD_R10	<b>On average, about how many hours do you spend on the Internet per day, including for work or personal use?</b>	<1-6,D,R> goto WD_R11
		WD_R11	<b>In your opinion, how experienced are you with computers? Would you say -</b>	<1-4,D,R> goto WD_R12
		WD_R12	<b>In your opinion, how experienced are you with using the Internet? Would you say -</b>	<1-4,D,R> goto THANKYOU
Back		TELPV	How did you collect MOST of the data for this case? (Include follow-ups)  1. By Personal Visit 2. By Phone	<1,2> [goto CONVREF]
Back		CONVREF	Was this a converted refusal?  1. Yes 2. No	<1, 2> [goto RESPON]
Back		RESPON	Enter the line number of the MAIN respondent.  [Display household roster]	<1-30,95> [goto OTHRESP]
Back		OTHRESP	Enter the line number of ALL OTHER respondents.  [display household roster]  Enter 0 For NONE	<0-30,95> [goto INFOBOOK]
Back		INFOBOOK	Was the information booklet used during the interview?  1. Yes 2. No	<1,2> [goto LANGUAGE]
Back		LANGUAGE	◆ In what language was the interview conducted?	<1,2> [goto NUMVISIT] <3> [goto LANG_SP]

Consumer Expenditure Diary Survey 2013 Specifications

Section	Tag Name	Variable Name	Question Text	Skip Instructions
			1. English 2. Spanish 3. Other	
Back		LANG_SP	<a href="#">Specify:</a>	<30 characters> [goto NUMVISIT]
Back		NUMVISIT	<a href="#">Enter the total number of visits that were made to pick-up or place diary.</a>	<1-30> [goto OTHVISIT]
Back		OTHVISIT	<a href="#">Enter the number of other visits that were made.</a>	<0-30> [goto NUMCALL]
Back		NUMCALL	<a href="#">Enter the number of phone calls that were made to collect data.</a>	<0> [goto OTHCALL] <1-30> [goto CALLRESN]
Back		CALLRESN	<a href="#">What was the reason for collecting data by telephone?</a>  <a href="#">Enter all that apply, separate with commas</a>	<1,2> [goto OTHCALL] <3> [goto CALLSP]
			1. Collected missed items 2. Additional respondents 3. Other	
Back		CALLSP	<a href="#">Specify:</a>	<30 characters> [goto OTHCALL]
Back		OTHCALL	<a href="#">Enter the number of other Phone calls that were made?</a>	<0-30> [ If RESPON2 = 4 or 7 OR TIME_REC = 1,2,3,4,D,R goto REC_TR] [Else goto DONE]
Back		REC_TR	<a href="#">POST FIELD REPRESENTATIVE ASSESSMENTS (Week 2)</a>  <a href="#">DO NOT READ TO RESPONDENT</a>  <a href="#">Did the respondent give you receipts to transcribe?</a>	<1> [goto ENTR_Q] <2> [goto FR_COOP]
			1. Yes 2. No	
Back		ENTR_Q	<a href="#">POST FIELD REPRESENTATIVE ASSESSMENTS (Week 2)</a>  <a href="#">DO NOT READ TO RESPONDENT</a>  <a href="#">Of the total entries in the diary, how many were made by you using the receipts?</a>	<1-4> [go to DONE] <5> [goto ENTR_QSP]



Section	Tag Name	Variable Name	Question Text	Skip Instructions
			1. All of the entries 2. A majority of the entries 3. About half of the entries 4. Some of the entries 5. None	
Back		ENTR_QSP		<30 characters> [goto FR_COOP]
			Specify	
Back		FR_COOP	^Q_FR_COOP	goto [DONE]
			1. More cooperative 2. About the same 3. Less coopertive	
Back		BACK_CHECK	<b>** CHECK ITEM ****Back fills the pick up code for the Week 1 Diary when the FR indicated that he/she was placing the week 2 diary only but then marks it as a noninterview, thus ending the Diary case.**</b>	[Goto DONE]
Back		DONE	<b>** CHECK ITEM **</b>	[Goto SHOFINAL]
Back		SHOFINAL		<1>
			<b>OUTCOME: [Fill: OUTCOME]</b>  <b>Placement: [Fill: INSTAT1]</b>  <b>up: [Fill: PICK_UP1]</b>  <b>Placement: [Fill: INSTAT2]</b>  <b>up: [Fill: PICK_UP2]</b>	<b>WEEK CODES</b> <b>Week 1</b>  <b>Week 1 Pick</b>  <b>Week 2</b>  <b>Week 2 Pick</b>
			<b>Date [fill: PLCEDAT1]</b>  <b>Date [fill: PICKDTE1]</b>  <b>Date [fill: PLCEDAT2]</b>  <b>Date [fill: PICKDTE2]</b>	<b>DATES</b> <b>Week 1 Place</b>  <b>Week 1 Pick up</b>  <b>Week 2 Place</b>  <b>Week 2 Pickup</b>

Section	Tag Name	Variable Name	Question Text	Skip Instructions
			1. Enter 1 to Continue	
Back		SET_REINT	<b>** CHECK ITEM **</b>	[EXIT INSTRUMENT]
BACK		LANGUAGE	<p><b>* LANGUAGE</b></p> <p><b>* Select the categories that describe this language situation.</b></p> <p><b>* Enter all that apply, separate with commas.</b></p> <p><b>1. Specify language or dialect.</b></p> <p><b>2. No household member able to translate</b></p> <p><b>3. Contact RO about language problem</b></p> <p><b>4. Unable to find translator</b></p> <p><b>5. No time left to find translator</b></p>	If LANGUAGE = 1 goto SPECLANG else goto RSPNDENT
CHAI	CTATEMPT	CTATEMPT	<p><b>*CONTACT HISTORY INSTRUMENT</b></p> <p><b>*Are you making a contact attempt or just looking at a case?</b></p> <p>1. Contact attempt</p> <p>2. Looking at a case - exit CHI</p>	<1> goto TIMEOFCT <2> exit CHI
CHAI	TIMEOFCT	TIMEOFCT	<p><b>* TIME OF CONTACT</b></p> <p><b>* Are you entering the Contact History Instrument at the time of a contact attempt?</b></p> <p>1. Yes</p> <p>2. No</p>	<1> goto PERORTEL <2> goto FR_DATE
CHAI	MODE	MODE	<p><b>◆ PERSONAL OR TELEPHONE</b></p> <p><b>◆ Was this a personal or telephone contact attempt?</b></p> <p>1. Personal</p> <p>2. Telephone</p>	Goto to CTSTATUS
CHAI	FRDATE	FRDATE	<p><b>◆ DATE OF CONTACT</b></p> <p><b>◆ Enter the date of the contact attempt in MM/DD/YYYY format</b></p>	Goto FR_TIME
CHAI	FRTIME	FRTIME	<p><b>◆ TIME OF CONTACT</b></p> <p><b>◆ Enter the time of the contact attempt in HH:MM am/pm format.</b></p>	Goto PERORTEL
CHAI	CTSTATUS	CTSTATUS	<p><b>◆ CONTACT OR NONCONTACT</b></p> <p><b>◆ Select the category that best describes this attempt.</b></p> <p>1. Contact with SAMPLE unit member</p>	<1> goto CTTYPER <2> If PERORTEL =1, goto NCTPER If PERORTEL =2, goto NCTTEL

Section	Tag Name	Variable Name	Question Text	Skip Instructions
			2. Contact with NON-SAMPLE unit member 3. Noncontact	
CHAI	CTTYPE	CTTYPE	<ul style="list-style-type: none"> <li>◆ <b>CONTACT</b></li> <li>◆ <b>Select the category that best describes this contact attempt.</b></li> </ul>	<ul style="list-style-type: none"> <li>&lt;1&gt; goto RSPNDENT</li> <li>&lt;2&gt; goto NONINTER</li> </ul>
			1. Completed case - ready to transmit 2. Partial interview - follow-up required 3. Unable to conduct interview	
CHAI	NONINTER	NONINTER	<ul style="list-style-type: none"> <li>◆ <b>PARTIAL INTERVIEW OR UNABLE TO CONDUCT INTERVIEW</b></li> <li>◆ <b>Select the categories that describe why you were not able to conduct the interview during this contact attempt.</b></li> <li>◆ <b>Enter all that apply, separate with commas.</b></li> </ul>	<ul style="list-style-type: none"> <li>&lt;4&gt; goto LANGUAGE</li> <li>&lt;6&gt; goto TALKEDTO</li> <li>&lt;7&gt; goto CTOTHER</li> <li>&lt;else&gt; goto RSPNDENT</li> </ul>
			1. Eligible person not available 2. Inconvenient time 3. Respondent is reluctant 4. Language problem -specify 5. Health problem 6. Specify whom you talk with 7. Successful paper questionnaire placement/pick-up 8. Other - specify	
	LANGUAG	LANGUAG	<ul style="list-style-type: none"> <li>◆ <b>LANGUAGE</b></li> <li>◆ <b>Select the categories that describe this language situation.</b></li> <li>◆ <b>Enter all that apply, separate with commas.</b></li> </ul>	If LANGUAGE =1 goto SPECLANG else goto RSPNDENT
			1. Specify language or dialect 2. No household member able to translate 3. Contact RO about language problem 4. Unable to find translator 5. No time left fo find translator	
	SPECLANG	SPECLANG	◆ <b>SPECIFY LANGUAGE OR DIALECT.</b>	goto RSPNDENT
	TALKEDTO	TALKEDTO	<ul style="list-style-type: none"> <li>◆ <b>SPECIFY WHOM YOU TALKED TO</b></li> <li>◆ <b>Specify with whom you talked.</b></li> </ul>	Goto RSPNDENT
	CTOTHER	CTOTHER	<ul style="list-style-type: none"> <li>◆ <b>OTHER Contact Category</b></li> <li>◆ <b>Specify the reason for not completing the interview during this contact attempt.</b></li> </ul>	goto RSPNDENT
	RSPNDENT	RSPNDENT	◆ <b>CONCERN/BEHAVIOR/RELUCTANCE</b>	<23> goto RSPNDOTH

Section	Tag Name	Variable Name	Question Text	Skip Instructions
			<ul style="list-style-type: none"> <li>◆ Select the categories that describe respondent concerns, behaviors, or reluctance during this contact attempt.</li> <li>◆ Enter all that apply, separate with commas.</li> </ul> <ol style="list-style-type: none"> <li>1. Not interested/Does not want to be bothered</li> <li>2. Too busy</li> <li>3. Interview takes too much time</li> <li>4. Breaks appointments (puts off FR indefinitely)</li> <li>5. Scheduling difficulties</li> <li>6. Survey is voluntary</li> <li>7. Privacy concerns</li> <li>8. Anti-government concerns</li> <li>9. Does not understand survey/Asks questions about the survey</li> <li>10. Survey content does not apply (retired, healthy, no crimes to report)</li> <li>11. Hang-up/slams door on FR</li> <li>12. Hostile or threatens FR</li> <li>13. Other household members tell respondent not to participate</li> <li>14. Talk only to specific household member</li> <li>15. Family issues</li> <li>16. Respondent requests same FR as last time</li> <li>17. Gave that information last time</li> <li>18. Asked too many personal questions last time</li> <li>19. Too many interviews</li> <li>20. Last interview took too long</li> <li>21. Intends to quit survey</li> <li>22. No concerns</li> <li>23. Other - specify</li> </ol>	<else> goto STRATEGS
	RSPNDOT H	RSPNDOTH	<ul style="list-style-type: none"> <li>◆ OTHER CONCERNS/BEHAVIORS/RELUCTANCE</li> <li>◆ Specify other concerns/behaviors/reluctance during this contact attempt.</li> </ul>	goto STRATEGS
	NCTTEL	NCTTEL	<ul style="list-style-type: none"> <li>◆ <b>NONCONTACT / TELEPHONE</b></li> <li>◆ <b>Select the categories that describe this telephone noncontact.</b></li> <li>◆ <b>Enter all that apply, separate with commas.</b></li> </ul> <ol style="list-style-type: none"> <li>1. Got answering machine/service</li> <li>2. No answer</li> <li>3. Busy Signal</li> <li>4. Disconnected</li> </ol>	<7> goto NCTTELOT <else> goto STRATEGS

Section	Tag Name	Variable Name	Question Text	Skip Instructions
			5. Wrong number 6. FAX number 7. Other - specify	
	NCTTELOT	NCTTELOT	<ul style="list-style-type: none"> <li>◆ <b>OTHER Noncontact Telephone Attempt Category</b></li> <li>◆ <b>Specify the details about this telephone noncontact.</b></li> </ul>	Goto STRATEGS
	NCTPER	NCTPER	<ul style="list-style-type: none"> <li>◆ <b>NONCONTACT / PERSONAL VISIT</b></li> <li>◆ <b>Select the categories that describe this personal visit noncontact.</b></li> <li>◆ <b>Enter all that apply, separate with commas.</b></li> </ul> <p>1. No one home 2. No one home - - appointment broken 3. No one home -- previous note / letter taken 4. Household does not answer door - - evidence someone is home 5. Drive-by 6. Multiple drive-bys - specify 7. Unable to reach / locked gate / buzzer entry 8. Address does not exist/unable to locate 9. On vacation, away from home / at second home 10. Spoke with neighbor 11. Building management / doorman contact 12. Completed case (Type B or C) 13. Sample respondent moved - specify 14. Other - specify</p>	<p>&lt;6&gt; goto MRNDRIVE &lt;13&gt; goto NCTMOVED &lt;14&gt; goto NCTPEROT &lt;else&gt; goto STRATEGS</p>
	NCTPEROT	NCTPEROT	<ul style="list-style-type: none"> <li>◆ <b>OTHER Noncontact Personal Visit Category</b></li> <li>◆ <b>Specify the details about this personal visit noncontact.</b></li> </ul>	goto STRATEGS
CHAI	MRNDRIVE	MRNDRIVE	<ul style="list-style-type: none"> <li>◆ <b>DRIVE-BYS ATTEMPTED TODAY</b></li> <li>◆ <b>How many drive bys were:</b></li> <li>◆ <b>Morning (12:00 - 11:59am)?</b></li> <li>◆ <b>Afternoon (12:00pm - 4:59pm)?</b></li> <li>◆ <b>Evening (5:00pm - 11:59pm)?</b></li> </ul>	Goto AFTDRIVE
CHAI	AFTDRIVE	AFTDRIVE	<ul style="list-style-type: none"> <li>◆ <b>DRIVE-BYS ATTEMPTED TODAY</b></li> <li>◆ <b>How many drive bys were:</b></li> <li>◆ <b>Morning (12:00am - 11:59am)?</b></li> <li>◆ <b>Afternoon (12:00pm - 4:59pm)?</b></li> <li>◆ <b>Evening (5:00pm - 11:59pm)?</b></li> </ul>	Goto EVNDRIVE
CHAI	EVNDRIVE	EVNDRIVE	<ul style="list-style-type: none"> <li>◆ <b>DRIVE-BYS ATTEMPTED TODAY</b></li> <li>◆ <b>How many drive bys were:</b></li> </ul>	Goto CONTINUE

Section	Tag Name	Variable Name	Question Text	Skip Instructions
			<b>Morning (12:00am - 11:59am)?</b> ◆ <b>Afternoon (12:00pm - 4:59pm)?</b> <b>Evening (5:00pm - 11:59pm)?</b>	
	CONTINUE	CONTINUE	◆ <b>CONTINUE</b> ◆ <b>Is ^TOTDRVBY the correct number of drive-bys attempted today?</b> ◆ <b>Enter 1 to continue or correct entry below.</b>  1. Enter 1 to Continue	
	NCTMOVE D	NCTMOVED	◆ <b>MOVED</b> ◆ <b>Select the categories that describe this move situation.</b> ◆ <b>Enter all that apply, separate with commas.</b>  1. Address unknown 2. New address in FR's area 3. New address - transfer to different RO/FR 4. Further work need to get address 5. Other - specify	<5> goto MOVEDOTH <else> goto STRATEGS
	MOVEDOT H	MOVEDOTH	◆ <b>OTHER Non Contact Moved Category</b> ◆ <b>Specify the details about this move situation.</b>	goto STRATEGS
	STRATEGS	STRATEGS	◆ <b>CONTACT STRATEGIES ATTEMPTED</b> ◆ <b>Select the categories that describe the strategies used on this contact attempt.</b> ◆ <b>Enter all that apply, separate with commas.</b>  1. Advance letter given 2. Scheduled appointment 3. Left Note/appointment card 4. Left promotional packet / informational brochure 5. Called household 6. Left message on answering machine 7. FR will request No One Home Letter 8. FR will request Refusal Letter 9. FR will request Better Understanding Letter 10. Called Contact Person 11. Stake-Out 12. Check with neighbors 13. Contacted other family members	if STRATEGS =23 goto STRATOTH else exit CHAI

Section	Tag Name	Variable Name	Question Text	Skip Instructions
			14. Contacted property manager	
			15. Visited country assessor/post office/permit office	
			16. On-line tracking database	
			17. Sought help from SFR/RO	
			18. Reassignment	
			19. Offered incentive	
			20. CED double placement	
			21. Used MAF or ALMI	
			22. None	
			23. Other - specify	
	STRATOTH	STRATOTH	<ul style="list-style-type: none"> <li>◆ <b>OTHER STRATEGY</b></li> <li>◆ <b>Specify the strategy used on this contact attempt.</b></li> </ul>	exit CHI