

FY2012 NEH Public Programs Grant Survey (Museums)

OMB #: 3136-

Exp:

This survey seeks information about the impact of America's Historical and Cultural Organizations grants for exhibitions that were open to the public during FY 2012 (October 1, 2011 - September 30, 2012). It will enable the Division of Public Programs to gain a more complete picture of the audience for NEH-funded projects and the impact of these projects on institutions and audiences.

Please answer the following questions.

1. Primary contact for this survey:

Name:	<input type="text"/>
Institution:	<input type="text"/>
Address:	<input type="text"/>
Address 2:	<input type="text"/>
City/Town:	<input type="text"/>
State:	<input type="text" value="6"/>
ZIP:	<input type="text"/>
Email Address:	<input type="text"/>
Phone Number:	<input type="text"/>

2. Title:

Project Information

3. Grant Number:

4. Project Title:

5. Project Director:

6. Grant Amount:

Enter amount without
commas or symbols (ex:
350000).

Audience Impact

The NEH fiscal year 2012 ran from October 1, 2011, through September 30, 2012. The questions in this survey relate to this time frame.

FY2012 NEH Public Programs Grant Survey (Museums)

7. NEH grants often fund multiple formats or project activities. Identify the primary format of your project. In later questions you will be asked about additional formats and activities.

Long-term exhibition

Traveling exhibition

Site interpretation


8. Estimate the total attendance at all venues for the exhibition and/or site interpretive programming from October 1, 2011, through September 30, 2012:

Enter a whole number
without punctuation (ex.
10000)


9. In what ways did the project help audiences learn about ideas and scholarship in the humanities? In your answer provide detailed evidence and specific examples of audience learning.

FY2012 NEH Public Programs Grant Survey (Museums)

10. Share audience comments, staff observations of visitor engagement, or other evidence that best indicates the impact of the project's humanities content on audiences. If applicable, include links or citation information for these comments.



11. If the project attracted new audiences, tell us at least one story that best illustrates the impact of the project on these new audiences:



12. How many humanities scholars participated in this project (advisor, panel participant essay for website, etc.)?

Enter a whole number
without punctuation (ex. 20).

13. Provide specific examples of how scholar input shaped the project.

Educational Impact

14. What type of educational resources accompanied this project (check all that apply)?

- Lesson Plans
- Study Guides
- Primary Resources
- Classroom Activities
- Online Activities
- Not Applicable
- Other (please specify)


Educational Impact: Resources

FY2012 NEH Public Programs Grant Survey (Museums)

15. Choose the grade level of the students that this project reached (select all that apply):

- Pre-School
- Elementary School
- Middle School
- High School
- College
- Graduate School

16. Share examples of student and educator engagement with the project that best illustrate how the project fostered understanding or appreciation of the humanities. Include specific student and teacher comments and the grade level(s) relevant to the examples.



Institutional Impact

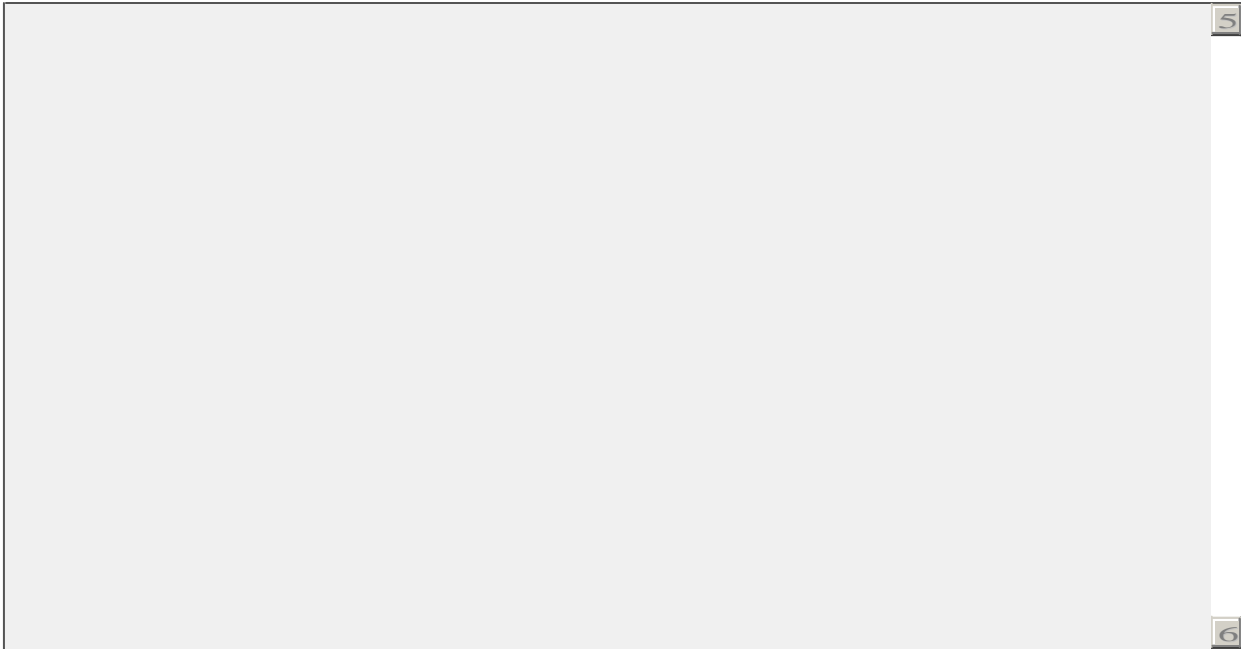
17. As a result of this project has your organization employed new types of programs, new approaches to audience engagement, or new technologies?

- Yes
- No

Institutional Impact: New Approaches


FY2012 NEH Public Programs Grant Survey (Museums)

18. Describe any new approaches, types of programs, or technologies and include examples of how they have influenced other projects in your organization:



Institutional Impact: Partnerships

19. Describe the impact of any new partnerships forged for this project.



Institutional Impact: Fundraising

FY2012 NEH Public Programs Grant Survey (Museums)

20. As a result of the NEH grant was your organization able to increase funds raised from other sources?

Yes

No

Institutional Impact: Fundraising Cont.

21. Describe the impact of NEH support on fundraising for your project and/or institution:

Publicity and Outreach

22. What types of media coverage or feedback did the project receive (check all that apply):

- National news articles
- Local news articles
- National TV coverage
- Local TV coverage
- Formal reviews
- Blog postings
- Online or print comments
- Activity on social media
- None
- Other (please specify)

Publicity and Outreach: Reviews

23. List all project reviews with citations and/or links.

24. List at least two of the reviews that best reflect the impact of the project:

Publicity and Outreach: Awards and Nominations

25. Was the project nominated for and/or did it win awards?

Yes

No

FY2012 NEH Public Programs Grant Survey (Museums)

Publicity and Outreach: Awards and Nominations Cont.

26. Please list any awards and nominations:

Audience Reach

27. Were public programs related to the project held from October 1, 2011, through September 30, 2012?

Yes

No

Audience Reach: Public Programs

28. Number of programs held from October 1, 2011 through September 30, 2012:

Enter a whole number
without punctuation (ex. 14).

29. Total estimated attendees at programs from October 1, 2011 through September 30, 2012:

Enter a whole number
without punctuation (ex.
2500).

Audience Reach: Digital Resources

30. Was project content available via digital formats (website, mobile tour, apps) from October 1, 2011, through September 30, 2012?

Yes

No

Audience Reach: Digital Resources Cont.

31. Briefly describe how project content was made available on digital formats.

32. How many people accessed these digital resources?

Enter a whole number
without punctuation (ex.
10000).

Project Reach

33. Opening date or launch date of the project (even if outside fiscal year 2012)

Month

Year

Date:

FY2012 NEH Public Programs Grant Survey (Museums)

34. Select the states and/or territories where the project was available from October 1, 2011, through September 30, 2012:

- | | | |
|---|---|--|
| <input type="checkbox"/> All | <input type="checkbox"/> Kansas | <input type="checkbox"/> Northern Marianas Islands |
| <input type="checkbox"/> Alabama | <input type="checkbox"/> Kentucky | <input type="checkbox"/> Ohio |
| <input type="checkbox"/> Alaska | <input type="checkbox"/> Louisiana | <input type="checkbox"/> Oklahoma |
| <input type="checkbox"/> American Samoa | <input type="checkbox"/> Maine | <input type="checkbox"/> Oregon |
| <input type="checkbox"/> Arizona | <input type="checkbox"/> Maryland | <input type="checkbox"/> Pennsylvania |
| <input type="checkbox"/> Arkansas | <input type="checkbox"/> Massachusetts | <input type="checkbox"/> Puerto Rico |
| <input type="checkbox"/> California | <input type="checkbox"/> Michigan | <input type="checkbox"/> Rhode Island |
| <input type="checkbox"/> Colorado | <input type="checkbox"/> Minnesota | <input type="checkbox"/> South Carolina |
| <input type="checkbox"/> Connecticut | <input type="checkbox"/> Mississippi | <input type="checkbox"/> South Dakota |
| <input type="checkbox"/> Delaware | <input type="checkbox"/> Missouri | <input type="checkbox"/> Tennessee |
| <input type="checkbox"/> District of Columbia | <input type="checkbox"/> Montana | <input type="checkbox"/> Texas |
| <input type="checkbox"/> Florida | <input type="checkbox"/> Nebraska | <input type="checkbox"/> Utah |
| <input type="checkbox"/> Georgia | <input type="checkbox"/> Nevada | <input type="checkbox"/> Vermont |
| <input type="checkbox"/> Guam | <input type="checkbox"/> New Hampshire | <input type="checkbox"/> Virginia |
| <input type="checkbox"/> Hawaii | <input type="checkbox"/> New Jersey | <input type="checkbox"/> Virgin Islands |
| <input type="checkbox"/> Idaho | <input type="checkbox"/> New Mexico | <input type="checkbox"/> Washington |
| <input type="checkbox"/> Illinois | <input type="checkbox"/> New York | <input type="checkbox"/> West Virginia |
| <input type="checkbox"/> Indiana | <input type="checkbox"/> North Carolina | <input type="checkbox"/> Wisconsin |
| <input type="checkbox"/> Iowa | <input type="checkbox"/> North Dakota | <input type="checkbox"/> Wyoming |

Summary

35. Is there anything else you would like to share about the impact of the grant or the project?

FY2012 NEH Public Programs Grant Survey (Museums)

36. Did you conduct a formal evaluation of this project?

Yes

No

37. May we contact you for further information about your evaluation?

Yes

No

Privacy policy

Information in this survey is solicited under the authority of the National Foundation on the Arts and Humanities Act of 1965, as amended, 20 U.S.C. 956. The principal purpose for which the information will be used is to collect additional post-award information that will provide NEH with useful program progress information that is currently not being collected. Your responses will be used only for the purposes described at the point of collection. If you provide contact information, NEH staff may contact you to clarify your comment or question. We do not sell any personal information to third parties. We never collect information or create individual profiles for commercial or marketing purposes.

Survey completion time

The Office of Management and Budget requires federal agencies to supply information on the time needed to complete forms and also to invite comments on the paperwork burden. NEH estimates that the average time to complete this survey is sixty minutes per response. This estimate includes time for reviewing instructions, gathering the information needed, and completing and reviewing the survey.

Please send any comments regarding the estimated completion time or any other aspect of this survey, including suggestions for reducing the completion time, to the Chief Guidelines Officer at guidelines@neh.gov or to Chief Guidelines Officer, National Endowment for the Humanities, Washington, DC 20506; and to the Office of Management and Budget, Paperwork Reduction Project (3136-____), Washington, D.C. 20503. According to the Paperwork Reduction Act of 1995, no persons are required to respond to a collection of information unless it displays a valid OMB number.