

# Govt to Govt Services Online

Screen 1

**Government to Government Services Online**

Social Security Online

**Online Services Availability**  
Monday – Friday: 5am – 1am ET  
Saturday: 5am – 11pm ET  
Sunday: 8am – 11:30 pm ET

**Welcome to Government to government Services Online**

Government to Government Services Online (GSO) is a suite of applications enabling governmental organizations and authorized individuals to conduct business with and submit confidential information to the Social Security Administration. You must be a registered to use any service included in the GSO suite of applications.

Log in to GSO

**GSO Information**

Government to Government Services	
<b>Birth and Death Reporting</b> A mechanism for state and jurisdiction bureaus of vital statistics to submit birth and death information to SSA	<b>Fugitive Felon Reporting</b> Fugitive Felon reporting provides a mechanism for law enforcement agencies to submit arrest warrant information to SSA. Outstanding felony warrants and parole/probation violation warrants may lead to the suspension of social security benefits and SSI payments.
<b>Interim Assistance Reimbursement</b> A mechanism for state agencies to report to SSA the amount of state or local assistance the agencies paid to individuals who are now eligible for SSI payments. SSA will reimburse the agencies from the beneficiary's SSI back payments for the amount of assistance they paid. The states have a maximum of 25 days after SSI eligibility to submit the assistance amount before SSA pays the back payments, per SSA rules, to the beneficiary.	<b>Prison Reporting</b> Prison reporting provides a mechanism for correctional institutions to submit inmate information to SSA. Legislation requires SSA to stop payment benefits while social security beneficiaries are confined for specific periods of time.
<b>Office of Child Support Reporting: FPLS, New Hire, and Quarterly Wage</b> A mechanism for registered federal agencies to submit information to the Office of Child Support Enforcement.	<b>Black Lung Part B and C Reporting</b> A mechanism for the Department of Labor to submit Black Lung Part B and Part C information to SSA.
<b>Sheltered Workshop</b> A mechanism for Sheltered Workshop employers to submit monthly earnings reports to SSA Field Offices for SSI recipients who work for them.	<b>Totalization Death Data Exchange</b> A mechanism for Totalization partner countries to exchange beneficiary death information with SSA.
<b>Pension Benefits Guaranty Corp Upload</b> A mechanism for the Pension Benefits Guaranty Corp. (PBGC) to submit pension plan information to SSA.	<b>OIG FRATS Upload</b> A mechanism for the SSA Office of the Inspector General to upload law enforcement agency updates from the FBI to the Fugitive Reporting Agreement Tracking System (FRATS).

Have a question about GSO Services? Please contact GSO via email: [UIT\\_Edata.malbox@ssa.gov](mailto:UIT_Edata.malbox@ssa.gov)

USA.gov [Privacy Policy](#) | [Website Policies & Other Important Information](#) [Need Larger Text?](#)

# GSO Login

## Screen 2

Social Security Online  
www.socialsecurity.gov

Home Questions? How to Contact Us Search

### Government to Government Services Online Login

#### Acknowledgement for Website Access

I understand that the Social Security Administration will validate the information I provide against the information in Social Security Administration's systems.

**I certify that:**

- I understand that I may be subject to penalties if I submit fraudulent information.
- I agree that I am responsible for all actions taken with my User ID.
- I am aware that any person who knowingly and willfully makes any representation to falsely obtain information from Social Security records and/or intends to deceive the Social Security Administration as to the true identity of an individual could be punished by a fine or imprisonment, or both.
- I am authorized to do business under this User ID.

---

By entering your User ID, Password and clicking on the "Login" button, you certify that you have read, understand and agree to the above statements.

User ID

Password

**Note:** -Password is case sensitive  
-System will time-out after a half-hour of inactivity

---

If you need assistance with **Government to Government Services Online**, please contact **GSO** via email:  
[UIT.Edata.mailbox@ssa.gov](mailto:UIT.Edata.mailbox@ssa.gov) .

---

#### Information about Social Security's Online Policies

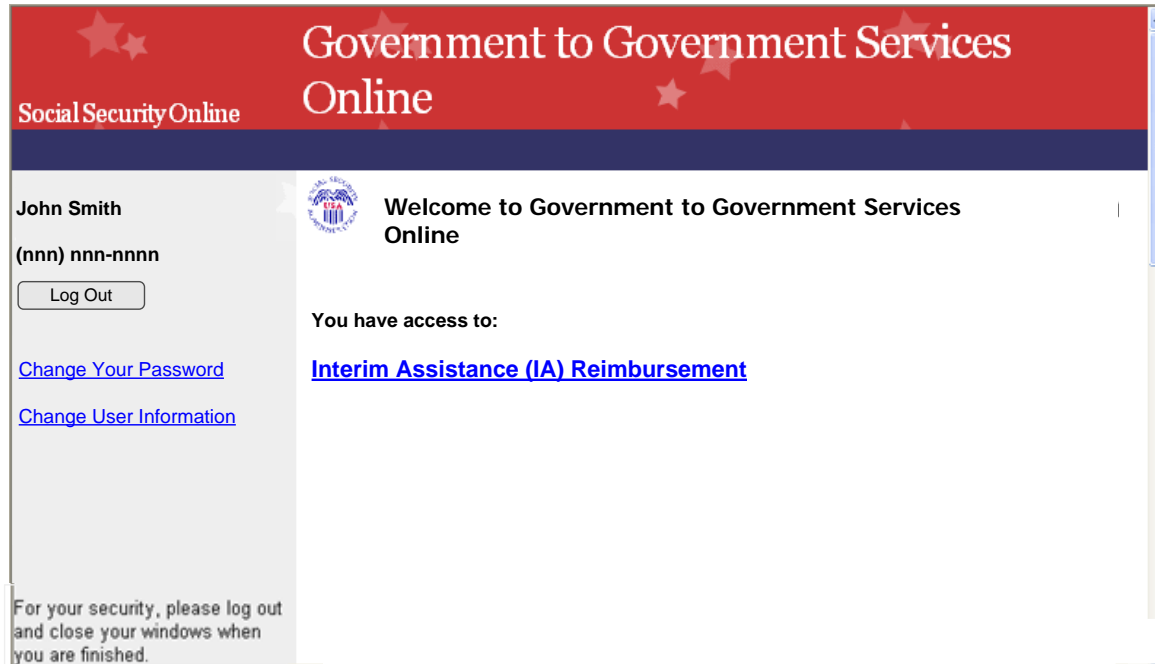
The privacy of our customers has always been of utmost importance to the Social Security Administration. Our first regulation, published in 1937, was written and published to ensure your privacy. Our concern for your privacy is no different in the electronic age.

- [Details of Social Security's Online Privacy Policy](#)
- [Details of Social Security's Online Security Policy](#)
- [The Privacy Act and The Freedom of Information Act](#)

USA.gov Privacy Policy | Accessibility Policy | Linking Policy | Site Map | Help Benefits.gov

# GSO Menu

## Screen 3



The screenshot shows a web application interface with a red header bar containing the text "Government to Government Services Online" and "Social Security Online". Below the header, the user's name "John Smith" and a masked phone number "(nnn) nnn-nnnn" are displayed. A "Log Out" button is present. To the right, a welcome message "Welcome to Government to Government Services Online" is shown next to a small circular logo. Below the welcome message, the text "You have access to:" is followed by a blue underlined link "Interim Assistance (IA) Reimbursement". On the left side, there are two blue underlined links: "Change Your Password" and "Change User Information". At the bottom left, a security notice reads: "For your security, please log out and close your windows when you are finished."

Government to Government Services  
Online

Social Security Online

John Smith  
(nnn) nnn-nnnn  
Log Out

Change Your Password  
Change User Information

For your security, please log out  
and close your windows when  
you are finished.

Welcome to Government to Government Services  
Online

You have access to:  
[Interim Assistance \(IA\) Reimbursement](#)

# IAR Menu

Screen 4

**Government to Government Services Online**

Social Security Online

Interim Assistance (IAR) Home

John Smith  
jsmith@stateagency.gov


(nnn) nnn-nnnn

Log Out

[Main Menu](#)

[Change Your Password](#)

[Change User Information](#)

 **Interim Assistance (IA) Reimbursement**

The following IAR functions are available to you:

- [Acknowledge SSA Communications](#)
- [Report IA Payments for Approved SSI Cases](#)
- [Query IA Cases](#)

OMB Control Number: 0960-0546  
Expiration Date: MM/DD/YY  
[Paperwork Reduction Act Statement](#)

Last edited 4/15/2008 12:56 PM

# Acknowledge SSA communications

Screen 5

**Government to Government Services Online**

Social Security Online

Interim Assistance Reimbursement (IAR) Home

**eIAR Demo**  
Logout


[IAR Handbook](#)  
[IAR User Guide](#)

The list is sorted by GR Code, Last Name, First Name, SSN with Date (oldest first).

Select one or more checkboxes and then the **Acknowledge Selected** button to acknowledge SSA communications.

Communications are removed from the list as soon as they are acknowledged. They can be viewed later by submitting a query.

Select the **SSN link** to open the case history for a case.



### Acknowledge SSA Communications

Retrieved 13 communication(s) on 09/08/2010.

IAR Home [Print List](#) < Previous Next >

Display: All Communications Comm. Per Page: 100 Show

Select this checkbox to select all communications on this page.

Name	SSN	GR
XXXXXXXX, XXXXX <input type="checkbox"/> 09/24/2010 GR code added to SSI record	<a href="#">XXX-XX-XXXX</a>	52200
XXXXXXXX, XXXXXXX <input type="checkbox"/> 09/24/2010 No retroactive payments available for IAR	<a href="#">XXX-XX-XXXX</a>	52200
XXXXXXXX, XXXXXXX <input type="checkbox"/> 10/07/2010 <a href="#">\$1,400.00 in IA reimbursement paid</a>	<a href="#">XXX-XX-XXXX</a>	52200
XXXXXXXX, XXXXXXX <input type="checkbox"/> 10/07/2010 <a href="#">No IA due to state</a>	<a href="#">XXX-XX-XXXX</a>	52200

Acknowledge Selected

# Event descriptions (1)

#	Event	Explanation
1	GR code added to SSI record	SSA received an electronic notification of receipt or a paper copy of an IA authorization from your agency and added your agency's GR Code to the related SSI claim record.
2	SSI claim denied	SSA determined the claimant is not eligible for SSI benefits.
3	GR code added – SSI record showing a denial	SSA received an electronic notification of receipt or a paper copy of an IA authorization from your agency and added your agency's GR Code to the related SSI claim. SSA has already determined the claimant is not eligible for SSI benefits.
4	No retroactive payments available for IAR	SSA determined the person is eligible for SSI. Also, SSA determined no retroactive amount is available for IA reimbursement.
5	GR code deleted from SSI record	SSA removed your agency's GR code from the SSI pending record because SSA erroneously recorded your agency's GR code.
6	Changed from {0}	SSA added your agency's GR Code to a SSI pending record and removed another agency's GR Code because SSA recorded the wrong GR code.
7	Ineligible for IAR – GR code not reported timely	SSA received an electronic notification of receipt or a paper copy of the IA Authorization for this SSI claim later than the 30-calendar-day deadline. Because your agency missed the deadline, your agency is not eligible for Interim Assistance reimbursement.
8	Appeal filed	SSA determined the claimant was not eligible for SSI benefits and the claimant has appealed SSA's denial determination.
9	Unfavorable appeal decision	The SSI claimant appealed SSA's denial determination and SSA upheld on appeal the original denial determination.
10	SSI making presumptive disability or blind payments	The SSI record shows this claimant is receiving payments based on the strong likelihood that the claim will be allowed. The payments are made prior to SSA's final determination of eligibility and are payable for up to 6 months. The payments are not used to determine the amount of IA reimbursement. Click on the communication description hyperlink for more information on presumptive payments.

# Event descriptions (2)

#	Event	Explanation
11	SSI record terminated	SSA closed the SSI claim for this person on this record. Usually, the reason is that the person is no longer eligible for SSI benefits.
12	Claimant's name has changed on SSI record	SSA changed the person's name on the person's SSI claim. Either an error was recorded in the name or the person legally changed his/her name.
13	Changed to {0}	SSA replaced your agency's GR code with another agency's GR Code because SSA erroneously recorded your agency's GR Code.
14	GR code added – SSI record showing appeal filed	SSA determined the claimant was not eligible for SSI benefits and the claimant has appealed SSA's denial determination.
15	SSI awarded – case review pending	SSA determined the person is eligible for SSI. However, SSA must review the case to determine how to distribute the retroactive SSI payments due on the claim. If SSA determines retroactive SSI money remains to reimburse the State, SSA will notify your agency requesting the amount of any IA paid.
16	SSI case awarded – Request for IA payments State paid	SSA determined the person is eligible for SSI. SSA will send a notification to your agency requesting any IA paid.
17	SSI case reinstated – Request for IA payments State paid	SSA determined the person is eligible for SSI. SSA will send a notification to your agency requesting the amount of any IA paid.
18	GR code added – SSI record showing appeal denied	SSA received an electronic notification of receipt or a paper copy of the IA authorization from your agency and added your agency's GR Code to the related SSI record. The SSI record shows the claimant appealed SSA's denial determination and SSA upheld on appeal the original denial determination.
19	GR code added – SSI making presumptive payments	SSA received an electronic notification of receipt or a paper copy of the IA authorization from your agency. SSA added your agency's GR Code to the related SSI claim. The SSI record shows this claimant is receiving payments based on the strong likelihood that the claim will be allowed. The payments are made prior to SSA's final determination of eligibility and are payable for up to 6 months. Click on the communication description hyperlink for more information on presumptive payments.

# Event descriptions (2)

#	Event	Explanation
20	Ineligible for IAR – IA payments not reported timely	SSA received an electronic notification of receipt or a paper copy of the IA Authorization for this SSI claim later than the 30-calendar-day deadline. Because your agency missed the deadline, your agency is not eligible for Interim Assistance reimbursement.
21	{ \$9,999.99 } in IA reimbursement paid	SSA has paid the appropriate amount of the IAR to the agency.
22	No IA due to state	There are no agency IA payments during the IAR period or there is no reimbursement amount computed and due the agency.
23	Claimant's SSN has changed on SSI record	SSA changed the person's name on the person's SSI claim. Either an error was recorded in the name or the person legally changed his/her name.
24	IAR payment returned to SSA	SSA paid the IAR amount to the agency, but for some reason, the amount was returned to SSA, usually by the agency's financial institution.
25	State sent IA payment amount to SSA	The agency sent to SSA the monthly IA payment amount paid to the recipient.




# IAR Menu – Submit payment info step 1

Screen 6

Social Security Online **Government to Government Services Online**  
IAR Home

eIAR Demo  
eiar.demo@state.gov  
4109661234  
Logout

Main Menu  
IAR Handbook  
IAR User Guide  
IAR Tutorial

 **Interim Assistance Reimbursement (IAR) Home**

The following IAR functions are available to you:

- [Acknowledge SSA Communications](#)
- [Report IA Payments for Approved SSI Cases](#) ←
- [Query IA Cases](#)

OMB Control Number: 0960-0546  
Expiration Date: 02/29/2012  
[Paperwork Reduction Act Statement](#)

USA.gov | [Privacy Policy](#) | [Website Policies & Other Important Information](#) | [Need Larger Text?](#)

# Submit Payment Info step 2

Screen 7

Social Security Online Government to Government Services Online

IAR Home

**eIAR Demo**  
[Logout](#)

[IAR Handbook](#)  
[IAR User Guide](#)

The list is sorted by Expiration Date (oldest first), Last Name, First Name, and then SSN.

These cases require timely reporting of Interim Assistance (IA) payments made by the State. Reporting by the date in the Expires column is required for reimbursement.

⚠ indicates a case has been waiting more than 10 working days for report of IA payments made.

Select the **Acknowledge link** in the action column to review communications for a case. Communications must be acknowledged before an IA payment report can be submitted.

Select the **Report IA link** in the action column to submit IA payment amounts for a case.

Select the **Review / Saved link** in the action column to open and submit IA payment reports that have been saved for review.

## Approved SSI Cases

Retrieved 5 case(s) on 09/08/2010.

[IAR Home](#)   [Print List](#)   [< Previous](#)   [Next >](#)   [Download](#)

Show Cases with Last Name:  to  Cases Per Page:  [Show](#)

Name	SSN	GR	Expires	Action
⚠ XXXXXXXX, XXXXXXXX	<a href="#">XXX-XX-XXXX</a>	52200	09/28/2010	<a href="#">Report IA</a>
⚠ XXXXXXXX, XXXX	<a href="#">XXX-XX-XXXX</a>	52200	09/28/2010	<a href="#">Review / Saved</a>
⚠ XXXXXXXX, XXXXXXXX	<a href="#">XXX-XX-XXXX</a>	52200	09/28/2010	<a href="#">Acknowledge</a>
XXXXXXXX, XXX	<a href="#">XXX-XX-XXXX</a>	52200	10/05/2010	<a href="#">Acknowledge</a>
XXXXXXXX, XXXXX	<a href="#">XXX-XX-XXXX</a>	52200	10/05/2010	<a href="#">Report IA</a>

[IAR Home](#)   [Print List](#)   [< Previous](#)   [Next >](#)   [Download](#)

# (If acknowledgements are pending)

Screen 8


Social Security Online Government to Government Services Online  
IAR Home

**eIAR Demo**

[IAR Handbook](#)  
[IAR User Guide](#)

Select one or more checkboxes and then the **Acknowledge Selected** button to acknowledge SSA communications.

Communications are removed from the list as soon as they are acknowledged. They can be viewed later by submitting a query.



## Acknowledge SSA Communications

The following communications must be acknowledged before any IA payments made can be reported for this case.

XXXXXX, XXXX  
SSN: XXX-XX-XXXX ([View Case History](#)) GR Code: 52200

**Select this checkbox to select all communications on this page.**

Date	Communication
<input type="checkbox"/>	08/01/2010 GR code added to SSI record

USA.gov [Privacy Policy](#) | [Website Policies & Other Important Information](#) [Need Larger Text?](#)

# Submit Payment Info step 3

Screen 9

Social Security OnlineGovernment to Government Services Online


IAR Home

**eIAR Demo**

[IAR Handbook](#)  
[IAR User Guide](#)

All fields must be completed. Enter 0 for any month in which no IA payments was made.

You may enter the payment amounts as \$\$\$\$.\$¢ or \$\$\$\$ and the system will add .00 for you.



## Enter IA Payments Made

Please enter only Interim Assistance payments made on this case as described in the [IA Reimbursement Guidelines](#).

XXXXXXXXXX.XXXXXX

SSN: XXX-XX-XXXX ([View Case History](#))      GR Code: 52200

Initial Claim      Eligibility Month: 01/2010  
Report Due by: 10/05/2010      1st Month of Recurring SSI Payment: 07/2010  
Amount of Recurring SSI Payment: \$505.50

	2010	IA Payment Made		2010	IA Payment Made
Feb.	\$	<input type="text"/>	March	\$	<input type="text"/>
April	\$	<input type="text"/>	May	\$	<input type="text"/>
June	\$	<input type="text"/>	July	\$	<input type="text"/>

# IAR Guidelines

Screen 10

Social Security Online

Government to Government Services Online

IAR Home



## IA Reimbursement Guidelines

Close

### REQUIRED STATE ACTIONS

Complete the screen, "Enter IA Payments Made" by entering the amount of IA you paid for each listed month.

### THINGS TO REMEMBER REGARDING YOUR AMOUNT OF REIMBURSEMENT

- Federally Reimbursable Interim Assistance (IA) is assistance from state or local funds to an individual for meeting basic needs during the period (1) beginning with the first month for which such individual received an SSI dollar amount payment; or, (2) beginning with the first day for which the individual's benefits were suspended or terminated, if the individual is subsequently found to be eligible for such payments, and is paid an SSI dollar amount. Both periods end with (and include) the month the recurring payment is made.
- You may be reimbursed the assistance you paid for any month in a period as defined above for which both SSI and IA payments were made. You may not be reimbursed for any months prior to the month in which you began paying IA in this period. If a month is not listed on the screen "Enter IA Payments Made" you cannot be reimbursed for the assistance you paid for that month. If you have prepared and cannot stop delivery of the last assistance payment that you made to the individual when you received the request to report your IA payments for the individual, you may be reimbursed for that assistance payment as long as it is for a listed month.
- In cases where SSI payments are prorated, the amount you recover for that month will be prorated. You will only be reimbursed the prorated amount for the full IA payable for the month. You cannot be paid the difference between the IA prorated amount and the full IA amount from any other month in the IA period.
- Assistance payments financed in whole or part from Federal funds (e.g. TANF) do not come within the meaning of interim assistance.
- You must complete and submit the information on the screen, "Enter IA Payments Made" within 25 working days to be eligible for reimbursement. If this information is not received timely, SSA will release back payments due the SSI individual based on SSA rules. The Social Security Administration (SSA) will not reimburse you for the IA assistance you paid.

Close

# Submit Payment Info step 4

Screen 11

eIAR Demo

Logout

[IAR Handbook](#)

[IAR User Guide](#)



## Review & Submit IA Payments Made

Please carefully review the payment information entered for any errors.

XXXXXXXX, XXXXXX

SSN: XXX-XX-XXXX

GR Code: 52200

Initial Claim

Eligibility Month: 01/2010

Report Due by: 10/05/2010

1st Month of Recurring SSI Payment: 07/2010

Total IA Payments Reported: **\$1,800.00**

Amount of Recurring SSI Payment: \$505.50

2010	IA Payment Made	2010	IA Payment Made
Feb.	\$600.00	March	\$0.00
April	\$600.00	May	\$0.00
June	\$600.00	July	\$0.00

### What happens next?

Once this report is submitted, SSA will compute the total amount reimbursable. You will receive an email, from SSA, notifying you that the request has been processed and a payment has been issued.



Ensure that the information is correct as you may not be able to return to this report. The report may be canceled by deleting it from the IA Payments Not Yet Reimbursed query prior to processing at the close of the current business day.

### Agreement

I certify that the amounts entered for this case are an accurate statement of the amount of assistance paid and the amount of reimbursement claimed in accordance with our agreement negotiated pursuant to P.L. 93-368, as amended.

I, eIAR Demo, have read and agree with the above statement.

Cancel & Return to List

Edit Information

Save for Review

Submit

# Submit Payment Info step 5

Screen 12

Social Security Online Government to Government Services Online  
IAR Home

eIAR Demo  
  
[IAR Handbook](#)  
[IAR User Guide](#)

 **Confirmation of IA Payments Submitted**

**Thank you!**  
We have received your payment report on 09/13/2010 at 02:58 PM EST.

[Print a Confirmation Receipt](#)

---

XXXXXXXX, XXXXX

SSN: XXX-XX-XXXX GR Code: 52200

Initial Claim Eligibility Month: 01/2010  
Report Due by: 10/05/2010 1st Month of Recurring SSI Payment: 07/2010  
Total IA Payments Reported: **\$1,800.00** Amount of Recurring SSI Payment: \$505.50

---

2010	IA Payment Made	2010	IA Payment Made
Feb.	\$600.00	March	\$0.00
April	\$600.00	May	\$0.00
June	\$600.00	July	\$0.00

# IAR Menu – Queries for State/Local IA workers

Screen 13

Government to Government Services  
Online

Social Security Online

Interim Assistance (IAR) Home

John Smith  
jsmith@stateagency.gov


(nnn) nnn-nnnn

Log Out

[Main Menu](#)

[Change Your Password](#)

[Change User Information](#)

 **Interim Assistance (IA) Reimbursement**

The following IAR functions are available to you:

- [Acknowledge SSA Communications](#)
- [Report IA Payments for Approved SSI Cases](#)
- [Query IA Cases](#) ←

OMB Control Number: 0960-0546  
Expiration Date: MM/DD/YY  
[Paperwork Reduction Act Statement](#)

Last edited 4/15/2008 12:56  
PM



# Queries for state/local IA workers

Screen 14

Social Security Online Government to Government Services Online

IAR Home

eIAR Demo  
[Logout](#)

[IAR Handbook](#)  
[IAR User Guide](#)

 **Query IA Cases**

Enter your search criteria and then select the Search button for that query.  
\* indicates a mandatory field.

[IAR Home](#)

**Query 1: IA Reimbursements from SSA**

\* From Date:  \* To Date:  

mm/dd/yyyy                      mm/dd/yyyy

[Search](#)

**Query 2: IA Reports Not Yet Reimbursed**

View all reports not yet reimbursed.

[Search](#)

**Query 3: IA Case History**

\* SSN:

[Search](#)

**Query 4: Cases Pending SSI Determination**

\* Begin query with Last Name:  A                      \* End query with Last Name:  Z

[Search](#)

[IAR Home](#)

[USA.gov](#)                      [Privacy Policy | Website Policies & Other Important Information](#)                      [Need Larger Text?](#)

# IA reimbursements paid by SSA

Screen 15

Social Security Online Government to Government Services Online

IAR Home

**eIAR Demo**  
[Logout](#)

[IAR Handbook](#)  
[IAR User Guide](#)

The list is sorted by Date, GR Code, Last Name, First Name, and then SSN.

Select the **Reimbursed** link to open the reimbursement details for a case.

Select the **SSN** link to open the case history for a case.



## IA Reimbursements from SSA

Retrieved 2 payment(s) from **09/01/2010** to **10/31/2010**.

Total IA Payments Reported: \$3,200.00  
Total Amount Reimbursed: **\$2,663.25**

[New Query](#) [IAR Home](#) [Print List](#)

Date	Reimbursed	Reported	GR	SSN	Name
09/14/2010	<a href="#">\$1,263.25</a>	\$1,800.00	52200	<a href="#">XXX-XX-XXXX</a>	XXXX, XXXXXXXX
10/07/2010	<a href="#">\$1,400.00</a>	\$1,400.00	52200	<a href="#">XXX-XX-XXXX</a>	XXXXXX, XXXXX

[New Query](#) [IAR Home](#) [Print List](#)

# Reimbursement detail

Screen 16

Social Security Online
Government to Government Services Online

IAR Home

**eIAR Demo**

[Logout](#)

[IAR Handbook](#)


[IAR User Guide](#)

The list is sorted by Year, and then Month.

Select the **View Case History Link** to view communication history and contact information.

The reimbursement amount is the lesser of the total eligible for reimbursement or the total of SSI available.

For one or more months, the amount of IA eligible for reimbursement is less than the amount reported paid for the month. The reason for this is listed in the Reason for Reduction column.



## IA Reimbursement - Details

< Back
IAR Home
Print Report

XXXXX, XXXXX

SSN: XXX-XX-XXXX ([View Case History](#))

GR Code: 52200

Eligibility Month: 01/2010  
 1st Month of Recurring SSI Payment: 07/2010  
 Amount of Recurring SSI Payment: \$505.50

Date Reimbursed: 09/14/2010  
 Total Reimbursed: **\$1,263.25**

Reimbursement Paid is Total of Column: Amount of SSI Available

Month -Year	IA Payment Reported	Eligible for Reimbursement	Amount of SSI Available	Reason for Reduction (if any)
Feb-10	\$600.00	\$600.00	\$505.50	
Mar-10	\$0.00	\$0.00	\$0.00	Not eligible for reimb.
Apr-10	\$600.00	\$600.00	\$505.50	
May-10	\$0.00	\$0.00	\$0.00	Not eligible for reimb.
Jun-10	\$600.00	\$300.00	\$252.25	Prorated - Jun 16
Jul-10	\$0.00	\$0.00	\$0.00	Not eligible for reimb.
<b>Total</b>	<b>\$1,800.00</b>	<b>\$1,500.00</b>	<b>\$1,263.25</b>	

< Back
IAR Home
Print Report

# Queries for state/local IA workers


Screen 17

Social Security Online Government to Government Services Online

IAR Home

eIAR Demo  
[Logout](#)

[IAR Handbook](#)  
[IAR User Guide](#)

 **Query IA Cases**

Enter your search criteria and then select the Search button for that query.  
\* indicates a mandatory field.

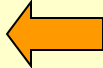
[IAR Home](#)

**Query 1: IA Reimbursements from SSA**

\* From Date:  \* To Date:   
mm/dd/yyyy mm/dd/yyyy

[Search](#)

**Query 2: IA Reports Not Yet Reimbursed**

View all reports not yet reimbursed. 

[Search](#)

**Query 3: IA Case History**

\* SSN:

[Search](#)

**Query 4: Cases Pending SSI Determination**

\* Begin query with Last Name:  A \* End query with Last Name:  Z

[Search](#)

[IAR Home](#)

[USA.gov](#) [Privacy Policy](#) | [Website Policies & Other Important Information](#) [Need Larger Text?](#)

# IA reports not yet reimbursed

Screen 18

Social Security Online Government to Government Services Online

IAR Home

**eIAR Demo**  
[Logout](#)

[IAR Handbook](#)  
[IAR User Guide](#)

The list is sorted by Submit Date (oldest first), Last Name, First Name, and then SSN.

Select the **Delete link** to discard all payment information reported for a case. The case will appear again on the Approved SSI Cases list to submit a new report.

Select the **Reported link** to open the IA report submitted for a case.

Select the **SSN link** to open the case history for a case.



## IA Reports Not Yet Reimbursed

Retrieved 2 case(s) as of 09/13/2010.

Total IA Payments Reported: **\$5,600.00**

[New Query](#) [IAR Home](#) [Print List](#)

Submitted	Reported	GR	SSN	Name	Action
08/31/2010	<a href="#">\$5,000.00</a>	52200	<a href="#">XXX-XX-XXXX</a>	XXXXXX, XXXX	
08/31/2010	<a href="#">\$600.00</a>	52200	<a href="#">XXX-XX-XXXX</a>	XXXX, XXXX	

[New Query](#) [IAR Home](#) [Print List](#)

# Detail of IA not yet reimbursed

Screen 19

Social Security Online Government to Government Services Online

IAR Home

**eIAR Demo**  
[Logout](#)

[IAR Handbook](#)  
[IAR User Guide](#)

**IA Report - Details**

[< Back](#) [IAR Home](#) [Print Report](#)

XXXXXXXX, XXXXX  
SSN: XXX-XX-XXXX ([View Case History](#)) GR Code: 52200

Initial Claim Eligibility Month: 01/2010  
Report Submitted: 09/13/2010 1st Month of Recurring SSI Payment: 07/2010  
Total IA Payment Reported: **\$1,800.00** Amount of Recurring SSI Payment: \$505.50

2010	IA Payment Made	2010	IA Payment Made
Feb.	\$600.00	March	\$0.00
April	\$600.00	May	\$0.00
June	\$600.00	July	\$0.00

[< Back](#) [IAR Home](#) [Print Report](#)

# Delete Confirmation

Screen 20

Social Security Online **Government to Government Services Online**  
IAR Home

**eIAR Demo**  
  
[IAR Handbook](#)  
[IAR User Guide](#)  
Deleted cases will appear again on the Approved SSI Cases list to submit a new report.



## Confirmation of IA Report Deletion

You are about to delete all IA payments reported for:

**XXXXXXXX, XXXXX**  
SSN: XXX-XX-XXXX GR Code: 52200

Report Submitted: 09/13/2010  
Total IA Payments Reported: \$1,800.00

**Are you sure you want to delete this payment report?**

# Queries for state/local IA workers

Screen 21

Social Security Online Government to Government Services Online

IAR Home

eIAR Demo  
Logout

IAR Handbook  
IAR User Guide


 **Query IA Cases**

Enter your search criteria and then select the Search button for that query.  
\* indicates a mandatory field.

IAR Home


**Query 1: IA Reimbursements from SSA**  
\* From Date:  \* To Date:   
mm/dd/yyyy mm/dd/yyyy

**Query 2: IA Reports Not Yet Reimbursed**  
View all reports not yet reimbursed.

**Query 3: IA Case History**  
\* SSN:  

**Query 4: Cases Pending SSI Determination**  
\* Begin query with Last Name:  A \* End query with Last Name:  Z

IAR Home

 [Privacy Policy | Website Policies & Other Important Information](#) [Need Larger Text?](#)



# IA Case History

Screen 22

Social Security Online Government to Government Services Online

IAR Home

**eIAR Demo**


Logout

[IAR Handbook](#)

[IAR User Guide](#)

The list is sorted by date (oldest first).

The list contains all communications for this case since IAR was automated on the internet.



## Case History

[< Back](#) [IAR Home](#) [Print Case History](#)

XXXXX, XXXX  
SSN: XXX-XX-XXXX

**Contact Information for Claimant or Representative Payee**

XXXXX, XXXX Phone: XXX-XXX-XXXX  
XXX Address, Address  
City, State, Zip

Date	GR	Details
08/01/2010	52200	GR code added to SSI record
10/05/2010	52200	SSI case awarded -Request for IA payments State paid
10/06/2010	52200	State sent IA payment amount to SSA
10/07/2010	52200	<a href="#">\$1,400.00 in IA reimbursement paid</a>

[< Back](#) [IAR Home](#) [Print Case History](#)

# Queries for state/local IA workers


Screen 23

Social Security Online Government to Government Services Online

IAR Home

eIAR Demo  
[Logout](#)

[IAR Handbook](#)  
[IAR User Guide](#)

 **Query IA Cases**

Enter your search criteria and then select the Search button for that query.  
\* indicates a mandatory field.

[IAR Home](#)

**Query 1: IA Reimbursements from SSA**

\* From Date:  \* To Date:   
mm/dd/yyyy mm/dd/yyyy [Search](#)

**Query 2: IA Reports Not Yet Reimbursed**

View all reports not yet reimbursed. [Search](#)


**Query 3: IA Case History**

\* SSN:  [Search](#)

**Query 4: Cases Pending SSI Determination**

\* Begin query with Last Name:  A  \* End query with Last Name: Z  [Search](#)

[IAR Home](#)



[USA.gov](#) [Privacy Policy](#) | [Website Policies & Other Important Information](#) [Need Larger Text?](#)

# Cases pending SSI determination

Screen 24


Social Security Online Government to Government Services Online  
IAR Home

**eIAR Demo**  
[Logout](#)

[IAR Handbook](#)  
[IAR User Guide](#)

The list is sorted by Last Name, First Name, and then SSN.

Select the **SSN link** to open the case history for a case.



## Cases Pending SSI Determination

**The first 500 matching records have been displayed.**  
Your query has returned more than 500 results. Please refine your search criteria.

Retrieved **500** case(s) **starting with A** as of 09/10/2010 for GR Code **52200**.

[New Query](#) [IAR Home](#) [Print List](#)

GR	SSN	Name
52200	<a href="#">XXX-XX-XXXX</a>	XXXXXX,XXXX
52200	<a href="#">XXX-XX-XXXX</a>	XXXX,XXX
52200	<a href="#">XXX-XX-XXXX</a>	XXXXXXXX,XXXX
52200	<a href="#">XXX-XX-XXXX</a>	XXXXX,XXXX
52200	<a href="#">XXX-XX-XXXX</a>	XXXXXX,XXXXXXXX
52200	<a href="#">XXX-XX-XXXX</a>	XXXXXXXX,XXXX
52200	<a href="#">XXX-XX-XXXX</a>	XXXXXX,XXXXXX
52200	<a href="#">XXX-XX-XXXX</a>	XXXXXXXX,XXXX
52200	<a href="#">XXX-XX-XXXX</a>	XXXXXXXX,XXXXXX
52200	<a href="#">XXX-XX-XXXX</a>	XXXXXXXX,XXXX
52200	<a href="#">XXX-XX-XXXX</a>	XXXXXX,XXXX