



Multidrug-Resistant Organism & *Clostridium difficile* Infection (MDRO/CDI) Module

Table of Contents

Background	2
Table 1: <i>Core and Supplemental Reporting Choices for MDRO and CDI Module</i>	3
Section I: Core Reporting	4
Option 1: Laboratory-Identified (LabID) Event Reporting	4
1A: MDRO LabID Event Reporting	5
1B: <i>Clostridium difficile</i> (<i>C. difficile</i>) LabID Event Reporting	13
Option 2: Infection Surveillance Reporting	22
2A: MDRO Infection Surveillance Reporting	22
2B: <i>Clostridium difficile</i> (<i>C. difficile</i>) Infection Surveillance Reporting	23
Section II: Supplemental Reporting	25
1. Prevention Process Measures Surveillance	25
a. Monitoring Adherence to Hand Hygiene	25
b. Monitoring Adherence to Gown and Gloves Use as Part of Contact Precautions	26
c. Monitoring Adherence to Active Surveillance Testing	27
2. Active Surveillance Testing Outcome Measures	28
Table 2: Rates and Measures Derived from Various MDRO and CDI Protocol Surveillance Methods	32
Appendix 1: Guidance for Handling MDRO and CDI Module Infection Surveillance and LabID Event Reporting When Also Following Other NHSN Modules	40
Appendix 2: Determining Patients Days for Summary Data Collection: Observation vs. Inpatients	42
Appendix 3: Differentiating Between LabID Event and Infection Surveillance	45



Background: Methicillin-resistant *Staphylococcus aureus* (MRSA), vancomycin-resistant *Enterococcus* spp. (VRE), and certain gram-negative bacilli have increased in prevalence in U.S. hospitals over the last three decades, and have important implications for patient safety. A primary reason for concern about these multidrug-resistant organisms (MDROs) is that options for treating patients with these infections are often extremely limited, and MDRO infections are associated with increased lengths of stay, costs, and mortality. Many of these traits have also been observed for *Clostridium difficile* infection (CDI). The Healthcare Infection Control Practices Advisory Committee (HICPAC) has approved guidelines for the control of MDROs.¹ These are available at (<http://www.cdc.gov/ncidod/dhqp/pdf/ar/mdroGuideline2006.pdf>). The MDRO and CDI module of the NHSN can provide a tool to assist facilities in meeting some of the criteria outlined in the guidelines. In addition, many of the metrics used in this module are consistent with “Recommendations for Metrics for Multidrug-Resistant Organisms in Healthcare Settings: SHEA/HICPAC Position Paper.”²

Clostridium difficile (*C. difficile*) is responsible for a spectrum of *C. difficile* infections (CDI), including uncomplicated diarrhea, pseudomembranous colitis, and toxic megacolon which can, in some instances, lead to sepsis and even death. Although CDI represents a subset of gastroenteritis and gastrointestinal tract infections in the current CDC definitions for HAIs, specific standard definitions for CDI³ should be incorporated to obtain a more complete understanding of how *C. difficile* is being transmitted in a healthcare facility.

As outlined in the HICPAC guideline¹, these MDRO and *C. difficile* pathogens may require specialized monitoring to evaluate if intensified infection control efforts are required to reduce the occurrence of these organisms and related infections. The goal of this module is to provide a mechanism for facilities to report and analyze these data that will inform infection prevention professionals of the impact of targeted prevention efforts.

This module contains two reporting options for MDRO and *C. difficile*, one focused on Laboratory-identified (LabID) Events reporting and the second on Infection Surveillance reporting. Reporting options are summarized in Table 1. Participants may choose either 1 or both of the 2 core reporting options and then may also choose to participate in any of the supplemental monitoring methods described in Table 1.

NOTE: LabID Event reporting and Infection Surveillance reporting are two separate and independent reporting options. See [Appendix 3: Differentiating Between LabID Event and Infection Surveillance](#) for key differences between the two options.



Table 1. Core and Supplemental Reporting Choices for MDRO and CDI Module

Reporting Choices	MDRO			CDI
	MRSA or MRSA/MSSA	VRE	<i>Klebsiella</i> spp. (CephR or CRE), <i>E. coli</i> (CRE), <i>Acinetobacter</i> spp. (MDR)	<i>C. difficile</i>
Core	Method	Method	Method	Method
<u>Proxy Infection Measures</u> LabID Event Choose ≥1 organism	A, B, C, D	A, B, C, D	A, B, C, D	±A, B, C
AND/OR				
Infection Surveillance Choose ≥1 organism	A, B	A, B	A, B	±A, B
Supplemental	Method	Method	Method	Method
<u>Prevention Process Measures</u> Options: <ul style="list-style-type: none"> • Hand Hygiene Adherence • Gown and Gloves Use Adherence • Active Surveillance Testing (AST) Adherence 	B	B	B	B
<u>AST Outcome Measures</u> <ul style="list-style-type: none"> • Incident and Prevalent Cases using AST 	B	B	N/A	N/A

N/A – not available or contraindicated.

±No surveillance for CDI will be performed in Neonatal Intensive Care Units (NICU), Specialty Care Nurseries (SCN), babies in LDRP (Labor, Delivery, Recovery, and Post-partum), well-baby nurseries, or well-baby clinics. And, if conducting facility-wide monitoring (Method C) the denominator counts (admissions, patient-days, encounters) for these locations must be removed.



Reporting Method (must choose to monitor by LabID Event or Infection Surveillance reporting before supplemental methods can also be used for monitoring):

- A: Facility-wide by location.** Report for each location separately and cover all locations in a facility. This reporting method requires the most effort, but provides the most detail for local and national statistical data.
- B: Selected locations within the facility (1 or more).** Report separately from one or more specific locations within a facility. This includes reporting individual Events and denominator data for each of the selected locations. This reporting method is ideal for use during targeted prevention programs.
- C: Overall facility-wide.** Includes inpatient locations with the same CCN for FacWideIN. Report individual LabID Events from each inpatient location, emergency department, and observation location that is physically located inside the facility only one denominator for all inpatient locations across the entire facility and two separate denominators to capture emergency department encounters and observation location encounters. Options include: overall Facility-wide Inpatient (FacWideIN) to cover all inpatient locations plus emergency department and observation locations or overall Facility-wide Outpatient (FacWideOUT) to cover all outpatient locations, also including the emergency department and observation locations. Facilities may choose to monitor both FacWideIN and FacWideOUT.
- D: Overall facility-wide: *Blood Specimens Only*.** This method is available for MDRO LabID Events only and targets the most invasive events. Options include: overall Facility-wide Inpatient (FacWideIN) to cover all inpatient locations with the same CMS Certification Number (CCN) plus emergency department and observation locations or overall Facility-wide Outpatient (FacWideOUT) to cover all outpatient locations, including emergency department and observation locations. Facilities may choose to monitor both FacWideIN and FacWideOUT.

I. Core Reporting

Option 1: Laboratory-Identified (LabID) Event Reporting

Introduction: LabID Event reporting option allows laboratory testing data to be used without clinical evaluation of the patient, allowing for a much less labor-intensive method to track MDROs and *C. difficile*. These provide proxy infection measures of MDRO and/or *C. difficile* healthcare acquisition, exposure burden, and infection burden based almost exclusively on laboratory data and limited admission date data, including patient care location. LabID Event reporting is **ONLY** for collecting and tracking positive laboratory results (e.g., cultures) that are collected for “clinical” purposes (i.e., for diagnosis and treatment). This means that the results of laboratory specimens collected for active surveillance testing (AST) purposes only should not be reported as LabID Events.

LabID Events can be monitored at the overall facility-wide level for inpatient areas (FacWideIN), which includes the facility emergency department and observation locations, and/or at the overall facility-wide level for outpatient areas (FacWideOUT). At the overall FacWide levels, the MDROs can be monitored for



all specimen types or for *blood specimens* only. LabID Events can also be monitored for specific locations with unique denominator data required from each of the specific locations (i.e., facility-wide locations monitored separately [Method A] allowing for both facility-wide and location-specific data, or by selected locations only [Method B]).

Laboratory and admission data elements can be used to calculate a variety of distinct proxy measures including (see Table 2): admission prevalence rate and overall patient prevalence rate (measures of exposure burden), MDRO bloodstream infection incidence rate (measure of infection burden and healthcare acquisition), overall MDRO infection/colonization incidence rate (measure of healthcare acquisition), and CDI incidence rate (measure of infection burden and healthcare acquisition).

Use NHSN forms to collect all required data, using the definitions of each data field as indicated in the Tables of Instructions. When denominator data are available from electronic databases, these sources may be used as long as the counts are not substantially different (+ or – 5%) from manually collected counts.

A. MDRO LabID Event Reporting

Methodology: Facilities may choose to monitor one or more of the following MDROs: MRSA, MRSA and MSSA, VRE, CephR- *Klebsiella* spp., CRE, which includes monitoring CRE-*Klebsiella* spp., CRE-*E. coli*, and CRE-*Enterobacter*, and multidrug-resistant *Acinetobacter* spp. (see definitions below). For *S. aureus*, both the resistant (MRSA) and the susceptible (MSSA) phenotypes can be tracked to provide concurrent measures of the susceptible pathogens as a comparison to those of the resistant pathogens in a setting of active MRSA prevention efforts.

NOTE: No Active Surveillance Culture/Testing (ASC/AST) results are to be included in this reporting of individual results (See [Key Terms chapter](#)). Do NOT enter surveillance nasal swabs or other surveillance cultures as reports of LabID Events. AST tracking should be recorded under Process & Outcome Measures.

MDRO Definitions: MDROs included in this module are defined below.

MRSA: Includes *S. aureus* cultured from any specimen that tests oxacillin-resistant, ceftazidime-resistant, or methicillin-resistant by standard susceptibility testing methods, or by a laboratory test that is FDA-approved for MRSA detection from isolated colonies; these methods may also include a positive result by any FDA-approved test for MRSA detection from specific sources.

MSSA: *S. aureus* cultured from any specimen testing intermediate or susceptible to oxacillin, ceftazidime, or methicillin by standard susceptibility testing methods, or by a negative result from a test that is FDA-approved for MRSA detection from isolated colonies; these methods may also include a positive result from any FDA-approved test for MSSA detection from specific specimen sources.

VRE: Any *Enterococcus* spp. (regardless of whether identified to the species level), that is resistant to vancomycin, by standard susceptibility testing methods or by results from any FDA-approved test for VRE detection from specific specimen sources.



CephR-Klebsiella: Any ***Klebsiella* spp.** testing non-susceptible (i.e., resistant or intermediate) to ceftazidime, cefotaxime, ceftriaxone, or ceftipime.

CRE-Ecoli: Any ***E. coli*** testing non-susceptible (i.e., resistant or intermediate) to one of the following Carbapenems: doripenem, meropenem, or imipenem by standard susceptibility testing methods or by a positive result for any method FDA-approved for carbapenemase detection from specific specimen sources.

AND

Resistant (R) to all of the following third-generation cephalosporins that were tested: ceftriaxone, cefotaxime, and ceftazidime. **Note:** for in-plan CRE reporting, facilities must monitor CRE-*Ecoli*, CRE-*Enterobacter*, **and** CRE-*Klebsiella*.

CRE-Enterobacter: Any ***Enterobacter* spp.** testing non-susceptible (i.e., resistant or intermediate) to one of the following Carbapenems: doripenem, meropenem, or imipenem by standard susceptibility testing methods or by a positive result for any method FDA-approved for carbapenemase detection from specific specimen sources.

AND

Resistant (R) to all of the following third-generation cephalosporins that were tested: ceftriaxone, cefotaxime, and ceftazidime. **Note:** for in-plan CRE reporting, facilities must monitor CRE-*Ecoli*, CRE-*Enterobacter*, **and** CRE-*Klebsiella*.

CRE-Klebsiella: Any ***Klebsiella* spp.** testing non-susceptible (i.e., resistant or intermediate) to one of the following Carbapenems: doripenem, meropenem, or imipenem by standard susceptibility testing methods or by a positive result for any method FDA-approved for carbapenemase detection from specific specimen sources.

AND

Resistant (R) to all of the following third-generation cephalosporins that were tested: ceftriaxone, cefotaxime, and ceftazidime. **Note:** for in-plan CRE reporting, facilities must monitor CRE-*Ecoli*, CRE-*Enterobacter*, **and** CRE-*Klebsiella*.

MDR-Acinetobacter: Any ***Acinetobacter* spp.** testing non-susceptible (i.e., resistant or intermediate) to at least one agent in at least 3 antimicrobial classes of the following 6 antimicrobial classes:

β-lactam/β-lactam β-lactamase inhibitor combination	Aminoglycosides	Carbapenems	Fluoroquinolones
Piperacillin Piperacillin/tazobactam	Amikacin Gentamicin Tobramycin	Imipenem Meropenem Doripenem	Ciprofloxacin Levofloxacin
Cephalosporins	Sulbactam		
Cefepime Ceftazidime	Ampicillin/sulbactam		

Settings: MDRO LabID Event reporting can occur in any location: inpatient or outpatient.



Requirements: Facilities choose at least 1 of the reporting methods listed below and report data accordingly:

Method	Numerator Data Reporting	Denominator Data Reporting
Facility-wide by location <i>(Must monitor All Specimen sources)</i>	Enter each MDRO LabID Event from all locations separately	Report separate denominators for each location in the facility as specified in the NHSN Monthly Reporting Plan
Selected locations <i>(Must monitor All Specimen sources)</i>	Enter each MDRO LabID Event from selected locations separately	Report separate denominators for each location monitored as specified in the NHSN Monthly Reporting Plan
Overall Facility-wide Inpatient (FacWideIN), <i>All Specimens</i>	Enter each MDRO LabID Event from all inpatient locations with the same CMS Certification Number (CCN), emergency department, and observation locations separately	Report only one denominator for all inpatient locations across the entire facility (e.g., total number of admissions and total number of patient days), and one denominator for emergency department encounters, and one denominator for observation location(s) encounters
Overall Facility-wide Outpatient (FacWideOUT), <i>All Specimens</i>	Enter each MDRO LabID Event from all outpatient locations separately	Report only one denominator for all outpatient locations (e.g., total number of encounters)
Overall Facility-wide Inpatient, <i>Blood Specimens Only</i>	Enter each MDRO LabID Blood Specimen Event from all inpatient locations with the same CMS Certification Number (CCN), emergency department, and observation locations separately	Report only aggregate denominator counts for all inpatient locations, with the same CCN number, across the entire facility (e.g., total number of admissions and total number of patient days), and one denominator for emergency department encounters, and one denominator for observation location(s) encounters
Overall Facility-wide Outpatient, <i>Blood Specimens Only</i>	Enter each MDRO LabID Blood Specimen Event from all outpatient locations separately	Report only one denominator for all outpatient locations (e.g., total number of encounters)

NOTE: Facilities must indicate each reporting choice chosen for the calendar month on the *Patient Safety Monthly Reporting Plan* (CDC 57.106).

For each MDRO being monitored, all MDRO test results are evaluated using either the algorithm in [Figure 1](#) (*All Specimens*) or [Figure 2](#) (*Blood Specimens only*) to determine reportable LabID events for each



calendar month, for each facility location as determined by the reporting method chosen. If monitoring *all specimens*, all first MDRO isolates (chronologically) per patient, per month, per location are reported as a LabID event regardless of specimen source (EXCLUDES tests related to active surveillance testing) (Figure 1); if a duplicate MDRO isolate is from blood, or if monitoring *blood specimens* only, it is reported as a LabID event only if it represents a unique blood source [i.e., no prior isolation of the MDRO in blood from the same patient and location in ≤ 2 weeks, even across calendar months] (Figures 1 & 2). As a general rule, at a maximum, there should be no more than 3 blood isolates reported, which would be very rare. If monitoring *all specimens* and a blood isolate is entered as the first specimen of the month, then no non-blood specimens can be entered that month for that patient and location. Report each LabID Event individually on a separate form.

Definitions:

MDRO Isolate: Any specimen, obtained for clinical decision making, testing positive for an MDRO (as defined above). NOTE: Excludes tests related to active surveillance testing.

Duplicate MDRO Isolate: If monitoring *all specimens*, any MDRO isolate from the same patient and location after an initial isolation of the specific MDRO during a calendar month, regardless of specimen source, except unique blood source (Figure 1).

EXAMPLE: On January 2, a newly admitted ICU patient has a positive MRSA urine culture. The following week, while still in the ICU, the same patient has MRSA cultured from an infected decubitus ulcer. The MRSA wound culture is considered a duplicate MDRO isolate, since it is the second non-blood MRSA isolate collected from the same patient and location during the same calendar month.

Unique Blood Source: For this organism and location an MDRO isolate from blood in a patient with no prior positive blood culture for the same MDRO and location in ≤ 2 weeks, even across calendar months and same facility admissions (Figure 2) and if following *all specimens* the first MDRO for the patient, month, and location has already been reported. There should be 14 days with no positive blood culture result from the laboratory for the patient, MDRO, and location before another Blood LabID Event is entered into NHSN for the patient, MDRO, and location. NOTE: The date of specimen collection is considered Day 1.

EXAMPLE: On January 1, an ICU patient has a positive MRSA blood culture which **is** entered into NHSN. On January 4, while in the same location (ICU), the same patient has another positive MRSA blood culture which is **not** entered into NHSN because it has not been 14 days since the original positive MRSA blood culture while in the same location. On January 16, while in the same location (ICU), the same patient has another positive MRSA blood culture. While it has been more than 14 days since the initial positive MRSA blood culture from the same patient and location was entered into NHSN (January 1), it has not been >14 days since the patient's most recent positive MRSA blood culture (January 4) while in the same location. Therefore, the positive blood culture for



January 16 is **not** entered into NHSN. On January 31, the patient has another positive MRSA blood culture while in the same location (ICU). Since it has been >14 days since the patient's most recent positive culture (January 16) while in the same location, this event **is** entered into NHSN.

Laboratory-Identified (LabID) Event: All non-duplicate MDRO isolates from any specimen source and unique blood source MDRO isolates, including specimens collected in affiliated outpatient clinic visit, if collected the same calendar day as patient admission [EXCLUDES tests related to active surveillance testing] (See Figures 1 & 2). Even if reporting at the FacWide level, all reporting must follow rules by location for reporting.

Notes:

- A LabID Event calculator is available on the NHSN website to help with data entry decision making around the 14-day rule.
- Specimens collected in the emergency department or facility observation locations must be included in with FacWideIN surveillance and reporting even if the patient is not admitted to the facility during the same encounter.

EXAMPLE: If monitoring *all specimens*, on January 2, a newly admitted ICU patient with no previously positive laboratory isolates during this admission has a positive MRSA urine culture. This specimen represents a LabID Event since it is the first MRSA isolate for the patient, the location, and the calendar month.

EXAMPLE: If monitoring *all specimens* for FacWideIN surveillance, on January 2, a VRE wound culture is collected from the facility's own ED. The patient is then admitted to 4W the next calendar day. The ED culture result must be entered as the inpatient LabID event for the ED location for January 3, since the ED location is included in FacWideIN surveillance and reporting.

EXAMPLE: If monitoring *blood specimens only*, on January 26, a newly admitted ICU patient with no previously positive laboratory isolates during this admission has a positive MRSA urine culture which is not entered as a LabID Events since *blood specimens* only are being monitored. The following day, while in the same location, the same patient has a positive MRSA blood culture. This specimen represents a LabID Event since it is a unique blood source (the first MRSA **blood** isolate for the same patient and same location). While remaining in ICU, the same patient has another positive blood culture on February 5. This does **not** represent a new LabID Event since it has not been >14 days since the most recent MRSA positive blood isolate for this patient and location.

Reporting Instructions: All LabID Events must be reported separately and independently of Events reported through MDRO Infection Surveillance reporting and/or HAIs reported through the Device-associated and/or Procedure-associated Modules. See [Appendix 1. Guidance for Handling MDRO and CDI Module Infection Surveillance and LabID Event Reporting When Also Following Other NHSN Modules](#) for instructions on unique reporting scenarios. See [Appendix 3. Differentiating Between LabID Event and Infection Surveillance](#)



Numerator Data: Data will be reported using the *Laboratory-identified MDRO or CDI Event* form (CDC 57.128).

Denominator Data: Patient days, admissions (for inpatient locations), and encounters for emergency department and other affiliated outpatient locations are reported using the *MDRO and CDI Prevention Process and Outcome Measures Monthly Monitoring* form (CDC 57.127). See [Tables of Instructions](#) for completion instructions. An encounter is defined as a patient visit to an outpatient location. When determining a patient's admission dates to both the facility and specific inpatient location, the NHSN user must take into account all such days, including any days spent in an inpatient location as an "observation" patient before being officially admitted as an inpatient to the facility, as these days contribute to exposure risk. Therefore, all such days are included in the counts of admissions and patient days for the facility and specific location; facility and specific location admission dates must be moved back to the first day spent in the inpatient location. For further information on counting patient days and admissions, see [Appendix 2](#).

Data Analysis: Based on data provided on the LabID Event form, each event will be categorized by NHSN to populate different measures. By classifying positive cultures obtained on day 1 (admission date), day 2, and day 3 of admission as CO LabID Events and positive cultures obtained on or after day 4 as HO LabID Events, all HO LabID Events will have occurred more than 48 hours after admission.

The following categorizations and prevalence and incidence calculations are built into the analysis capabilities of NHSN, and are based on timing of admission to a facility and/or location, specimen collection, and location where specimen was collected. Descriptions are provided to explain how the categories and metrics are defined in NHSN.

Categorizing MDRO LabID Events – Based on Date Admitted to Facility and Date Specimen Collected:

Community-Onset (CO): LabID Event specimen collected as an outpatient or an inpatient ≤ 3 days after admission to the facility (i.e., days 1, 2, or 3 of admission). This includes time spent in the facility's own emergency department and/or outpatient locations that are physically located inside the reporting facility.

Healthcare Facility-Onset (HO): LabID Event specimen collected > 3 days after admission to the facility (i.e., on or after day 4). This includes time spent in the facility's own emergency department and/or outpatient locations that are physically located inside the reporting facility.

MRSA Bloodstream Infection Standardized Infection Ratio (SIR):

The SIR is calculated by dividing the number of observed events by the number of predicted events. The number of predicted events is calculated using LabID probabilities estimated from negative binomial models constructed from NHSN data during a baseline time period, which represents standard populations.⁴ MRSA Bloodstream Infection SIRs are calculated for FacWideIN surveillance only.

NOTE: The SIR will be calculated only if the number of expected events (numExp) is ≥ 1 to help enforce a minimum precision criterion.



NOTE: In the NHSN application, “predicted” is referred to as “expected”.

Facility MRSA Bloodstream Infection Incidence SIR = Number of all unique blood source LabID Events identified >3 days after admission to the facility (i.e., HO events, when monitoring by overall facility-wide inpatient = FacWideIN) / Number of expected HO MRSA blood LabID Events

Proxy Measures for Exposure Burden of MDROs – All specimens:

Inpatient Reporting:

- Admission Prevalence Rate = Number of 1st LabID Events per patient per month identified ≤3 days after admission to the location (if monitoring by inpatient location), or the facility (if monitoring by overall facility-wide inpatient=FacWideIN) / Number of patient admissions to the location or facility x 100
- Location Percent Admission Prevalence that is Community-Onset = Number of Admission Prevalent LabID Events to a location that are CO / Total number Admission Prevalent LabID Events x 100
- Location Percent Admission Prevalence that is Healthcare Facility-Onset = Number of Admission Prevalent LabID Events to a location that are HO / Total number of Admission Prevalent LabID Events x 100
- Overall Patient Prevalence Rate = Number of 1st LabID Events per patient per month regardless of time spent in location (i.e., prevalent + incident, if monitoring by inpatient location), or facility (i.e., CO + HO, if monitoring by overall facility-wide inpatient=FacWideIN) / Number of patient admissions to the location or facility x 100

Outpatient Reporting:

- Outpatient Prevalence Rate = Number of 1st LabID Events per patient per month for the location (if monitoring by outpatient location), or the facility (if monitoring by overall facility-wide outpatient = FacWideOUT) / Number of patient encounters for the location or facility x 100

Measures for MDRO Bloodstream Infection: Calculated when monitoring either *all specimens* or *Blood specimens* only. NOTE: the Blood specimen’s only option can only be used at the FacWideIN and FacWideOUT levels.

Inpatient Reporting:

- MDRO Bloodstream Infection Admission Prevalence Rate = Number of all unique blood source LabID Events per patient per month identified ≤3 days after admission to the location (if monitoring by inpatient location), or facility (if monitoring by overall facility-wide inpatient=FacWideIN)/ Number of patient admissions to the location or facility x 100
- MDRO Bloodstream Infection Incidence Rate = Number of all unique blood source LabID Events per patient per month identified >3 days after admission to the location (if monitoring by inpatient



location), or facility (if monitoring by overall facility-wide inpatient=FacWideIN) / Number of patient admissions to the location or facility x 100 (will be removed from NHSN analysis in July 2013)

- MDRO Bloodstream Infection Incidence Density Rate = Number of all unique blood source LabID Events per patient per month identified >3 days after admission to the location (if monitoring by inpatient location), or facility (if monitoring by overall facility-wide inpatient=FacWideIN) / Number of patient days for the location or facility x 1,000 (will be referred to in NHSN analysis as Incidence Rate after July 2013)
- MDRO Bloodstream Infection Overall Patient Prevalence Rate = Number of 1st Blood LabID Events per patient per month regardless of time spent in location (i.e., prevalent + incident, if monitoring by inpatient location), or facility (i.e., CO + HO, if monitoring by overall facility-wide inpatient=FacWideIN) / Number of patient admissions to the location or facility x 100

Outpatient Reporting:

- MDRO Bloodstream Infection Outpatient Prevalence Rate = Number of all unique blood source LabID Events per patient per month for the location (if monitoring by outpatient location), or the facility (if monitoring by overall facility-wide outpatient=FacWideOUT) / Number of patient encounters for the location or facility x 100

Proxy Measures for MDRO Healthcare Acquisition:

- Overall MDRO Infection/Colonization Incidence Rate = Number of 1st LabID Events per patient per month among those with no documented prior evidence of previous infection or colonization with this specific organism type from a previously reported LabID Event, and identified >3 days after admission to the location (if monitoring by inpatient location), or facility (if monitoring by overall facility-wide inpatient=FacWideIN) / Number of patient admissions to the location or facility x 100 (will be removed from NHSN analysis in July 2013)
- Overall MDRO Infection/Colonization Incidence Density Rate = Number of 1st LabID Events per patient per month among those with no documented prior evidence of previous infection or colonization with this specific organism type from a previously reported LabID Event, and identified >3 days after admission to the location (if monitoring by inpatient location), or facility (if monitoring by overall facility-wide inpatient=FacWideIN) / Number of patient days for the location or facility x 1,000 (will be referred to in NHSN analysis as Incidence Rate after July 2013)



B. *Clostridium difficile* (*C. difficile*) LabID Event Reporting

Methodology: Facilities may choose to monitor *C. difficile* where *C. difficile* testing in the laboratory is performed routinely only on unformed (i.e., conforming to the shape of the container) stool samples. *C. difficile* LabID events may be monitored from all available inpatient locations as well as all available affiliated outpatient locations where care is provided to patients post discharge or prior to admission (e.g., emergency departments, outpatient clinics, and physician offices that submit samples to the facility’s laboratory).

Settings: *C. difficile* LabID Event reporting can occur in any location: inpatient or outpatient. Surveillance will NOT be performed in NICU, SCN, babies in LDRP, well-baby nurseries, or well-baby clinics. If LDRP locations are being monitored, baby counts must be removed.

Requirements: Facilities must choose one or more of the reporting choices listed below and report data accordingly:

Method	Numerator Data Reporting	Denominator Data Reporting
Facility-wide by location	Enter each CDI LabID Event from all locations separately	Report separate denominators for each location in the facility
Selected locations	Enter each CDI LabID Event from selected locations separately	Report separate denominators for each location monitored as specified in the NHSN Monthly Reporting Plan
Overall Facility-wide Inpatient (FacWideIN)	Enter each CDI LabID Event from all inpatient locations with the same CMS Certification Number (CCN), emergency department, and observation locations separately	Report only aggregate denominator counts for all inpatient locations, with the same CCN number, across the entire facility (e.g., total number of admissions and total number of patient days), and one denominator for emergency department encounters, and one denominator for observation location(s) encounters
Overall Facility-wide Outpatient (FacWideOUT)	Enter each CDI LabID Event from all outpatient locations separately	Report only one denominator for all outpatient locations (e.g., total number of encounters)

NOTE: Facilities must indicate each reporting choice chosen for the calendar month on the *Patient Safety Monthly Reporting Plan* (CDC 57.106).

Definitions:

**CDI-positive laboratory assay:**

A positive laboratory test result for *C. difficile* toxin A and/or B, (includes molecular assays [PCR] and/or toxin assays)

OR

A toxin-producing *C. difficile* organism detected by culture or other laboratory means performed on a stool sample.

Duplicate *C. difficile*-positive test: Any *C. difficile* toxin-positive laboratory result from the same patient and location, following a previous *C. difficile* toxin-positive laboratory result within the past two weeks (14 days) (even across calendar months and same facility admissions). There should be 14 days with no *C. difficile* toxin-positive laboratory result for the patient and location, before another *C. difficile* LabID Event is entered into NHSN for the patient and location. The date of specimen collection is considered Day 1.

EXAMPLE: On January 1, an ICU patient has a *C. difficile* toxin-positive laboratory result which **is** entered into NHSN. On January 4, while in the same location (ICU), the same patient has another positive *C. difficile* toxin-positive laboratory result which is **not** entered into NHSN because it has not been >14 days since the original *C. difficile* toxin-positive laboratory result while in the same location. On January 16, while in the same location (ICU), the same patient has another *C. difficile* toxin-positive laboratory result. While it has been more than 14 days since the initial positive *C. difficile* toxin-positive laboratory result was entered into NHSN (January 1) for the same patient and same location, it has not been >14 days since the patient's most recent *C. difficile* toxin-positive laboratory result (January 4) while in the same location. Therefore, the *C. difficile* toxin-positive laboratory result for January 16 is **not** entered into NHSN. On January 31, the patient has another *C. difficile* toxin-positive laboratory result while in the same location (ICU). Since it has been >14 days since the patient's most recent *C. difficile* toxin-positive laboratory result (January 16) while in the same location, this event **is** entered into NHSN.

Laboratory-Identified (LabID) Event: All non-duplicate *C. difficile* toxin-positive laboratory results. Can include specimens collected in the Emergency Department of the admitting facility or other affiliated outpatient location, if collected same calendar day as patient admission (See Figure 3). Even if reporting at the FacWide level, all reporting must follow rules by location for reporting.

Notes:

- A LabID Event calculator is available on the NHSN website to help with data entry decision making around the 14-day rule.
- Specimens collected in the emergency department or facility observation locations must be included in with FacWideIN surveillance and reporting even if the patient is not admitted to the facility during the same encounter.

Reporting Instructions: All *C. difficile* LabID Events must be reported separately and independently of Events reported using the *C. difficile* Infection Surveillance reporting option and/or HAI reporting.

Numerator: Data will be reported using the [Laboratory-Identified MDRO or CDI Event form](#) (CDC 57.128).



Denominator Data: Patient days, admissions (for inpatient locations), and encounters for emergency department and other affiliated outpatient locations are reported using the [MDRO and CDI Prevention Process and Outcome Measures Monthly Monitoring form](#) (CDC 57.127). See [Tables of Instructions for completion instructions](#). An **encounter** is defined as a patient visit to an outpatient location for care. When determining a patient's admission dates to both the facility and specific inpatient location, the NHSN user must take into account all days, including any days spent in an inpatient location as an "observation" patient before being officially admitted as an inpatient to the facility, as these days contribute to exposure risk. Therefore, all such days are included in the counts of admissions and patient days for the facility and specific location; facility and specific location admission dates must be moved back to the first day spent in the inpatient location. For further information on counting patient days and admissions, see [Appendix 2: Determining Patient Days for Summary Data Collection: Observation vs. Inpatients](#)

CDI Data Analysis: Based on data provided on the LabID Event form, each event will be categorized by NHSN to populate different measures. By classifying positive cultures obtained on day 1 (admission date), day 2, and day 3 of admission as CO LabID Events and positive cultures obtained on or after day 4 as HO LabID Events. All HO LabID Events will have occurred more than 48 hours after admission.

The following categorizations and prevalence and incidence calculations are built into the analysis capabilities of NHSN, and are based on timing of admission to a facility and/or location, specimen collection, and location where specimen was collected. Descriptions are provided to explain how the categories and metrics are defined in NHSN.



Categorization Based on Current Date Specimen Collected and Prior Date Specimen Collected of a previous CDI LabID Event:

- **Incident CDI Assay:** Any CDI LabID Event from a specimen obtained >8 weeks after the most recent CDI LabID Event (or with no previous CDI LabID Event documented) for that patient.
- **Recurrent CDI Assay:** Any CDI LabID Event from a specimen obtained >2 weeks and ≤ 8 weeks after the most recent CDI LabID Event for that patient.

NOTE: For Facility-wide surveillance, CDI Assay is assigned based on Events within the same setting only. For example, when performing both FacWideIN and FacWideOUT surveillance, CDI Assay of inpatient CDI LabID Events will be determined by a review of previously-entered CDI LabID Events from inpatient locations only.

The incident and recurrent CDI LabID Events are further categorized within NHSN. The following categorizations, as well as prevalence and incidence calculations are built into the analysis capabilities of NHSN, and are based on timing of admission to facility and/or location, specimen collection, location where specimen was collected, and previous discharge. Descriptions are provided to explain how the categories and metrics are defined in NHSN.

Categorizing CDI LabID Events – Based on Date Admitted to Facility and Date Specimen Collected:

- **Community-Onset (CO):** LabID Event collected as an outpatient or an inpatient ≤ 3 days after admission to the facility (i.e., days 1, 2, or 3 of admission).
- **Community-Onset Healthcare Facility-Associated (CO-HCFA):** CO LabID Event collected from a patient who was discharged from the facility ≤ 4 weeks prior to current date of stool specimen collection. Data from outpatient locations (e.g., outpatient encounters) are not included in this definition.
- **Healthcare Facility-Onset (HO):** LabID Event collected >3 days after admission to the facility (i.e., on or after day 4).

CDI Standardized Infection Ratio (SIR):

The SIR is calculated by dividing the number of observed events by the number of predicted events. The number of predicted events is calculated using LabID probabilities estimated from negative binomial models constructed from NHSN data during a baseline time period, which represents standard populations. CDI SIRs are calculated for FacWideIN surveillance only.⁴

NOTE: The SIR will be calculated only if the number of expected events (numExp) is ≥ 1 , to help enforce a minimum precision criterion.

NOTE: In the NHSN application, “predicted” is referred to as “expected”.



Facility CDI Incidence SIR = Number of all Incident CDI LabID Events identified >3 days after admission to the facility (i.e., HO events when monitoring by overall facility-wide inpatient = FacWideIN) / Number of expected Incident HO CDI LabID Events

Calculated CDI Prevalence Rates:

Inpatient Reporting:

- Admission Prevalence Rate = Number of non-duplicate CDI LabID Events per patient per month identified ≤ 3 days after admission to the location (if monitoring by inpatient location), or facility (if monitoring by overall facility-wide inpatient=FacWideIN) (includes CO and CO-HCFA events) / Number of patient admissions to the location or facility x 100
- Community-Onset Admission Prevalence Rate = Number of CDI LabID events that are CO, per month, in the facility / Number of patient admissions to the facility x 100 (this calculation is only accurate for Overall Facility-wide Inpatient reporting)
- Location Percent Admission Prevalence that is Community-Onset = Number of Admission Prevalent LabID Events to a location that are CO / Total number Admission Prevalent LabID Events x 100 (Note: The numerator in this formula does not include Admission Prevalent LabID Events that are CO-HCFA.)
- Location Percent Admission Prevalence that is Community-Onset Healthcare Facility-Associated = Number of Admission Prevalent LabID Events to a location that are CO-HCFA / Total number Admission Prevalent LabID Events x 100
- Location Percent Admission Prevalence that is Healthcare Facility-Onset = Number of Admission Prevalent LabID Events to a location that are HO / Total number of Admission Prevalent LabID Events x 100
- Overall Patient Prevalence Rate = Number of 1st CDI LabID Events per patient per month regardless of time spent in location (i.e., prevalent + incident, if monitoring by inpatient location), or facility (i.e., CO + CO-HCFA + HO, if monitoring by overall facility-wide inpatient=FacWideIN) / Number of patient admissions to the location or facility x 100

Outpatient Reporting:

- Outpatient Prevalence Rate = Number of all non-duplicate CDI LabID Events per patient per month for the location (if monitoring by outpatient location), or the facility (if monitoring by overall facility-wide outpatient=FacWideOUT) / Number of patient encounters for the location or facility x 100

Calculated CDI Incidence Rates: (see categorization of Incident, HO, and CO-HCFA above).

- Location CDI Incidence Rate = Number of Incident CDI LabID Events per month identified >3 days after admission to the location / Number of patient days for the location x 10,000



- Facility CDI Healthcare Facility-Onset Incidence Rate = Number of all Incident HO CDI LabID Events per month in the facility/ Number of patient days for the facility x 10,000 (this calculation is only accurate for Overall Facility-wide Inpatient reporting)
- Facility CDI Combined Incidence Rate = Number of all Incident HO and CO-HCFA CDI LabID Events per month in the facility / Number of patient days for the facility x 10,000 (this calculation is only accurate for Overall Facility-wide Inpatient reporting)

DRAFT



Figure 1. MDRO Test Result Algorithm for All Specimens Laboratory-Identified (LabID) Events

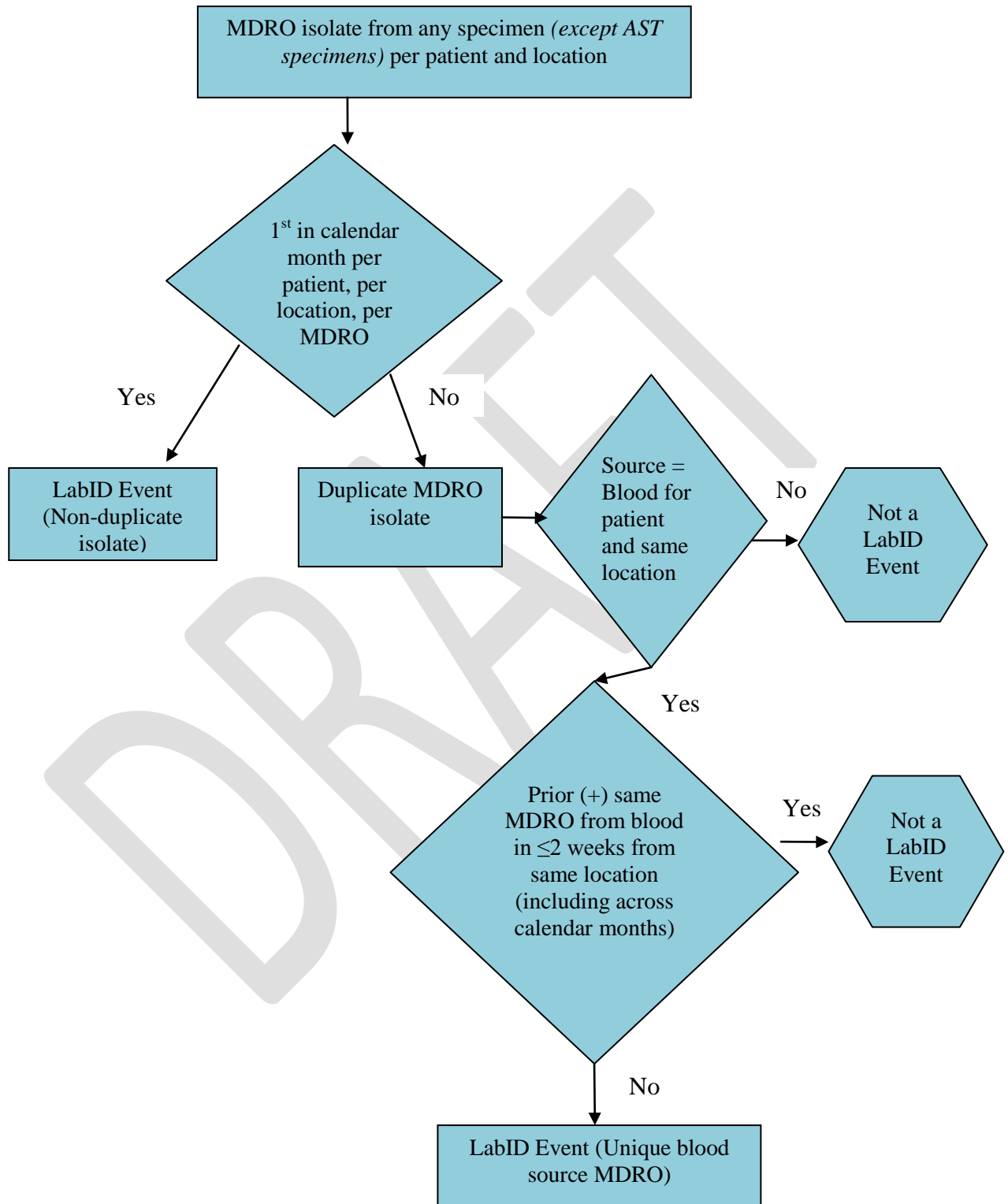




Figure 2. MDRO Test Result Algorithm for Blood Specimens Only Laboratory-Identified (LabID) Events

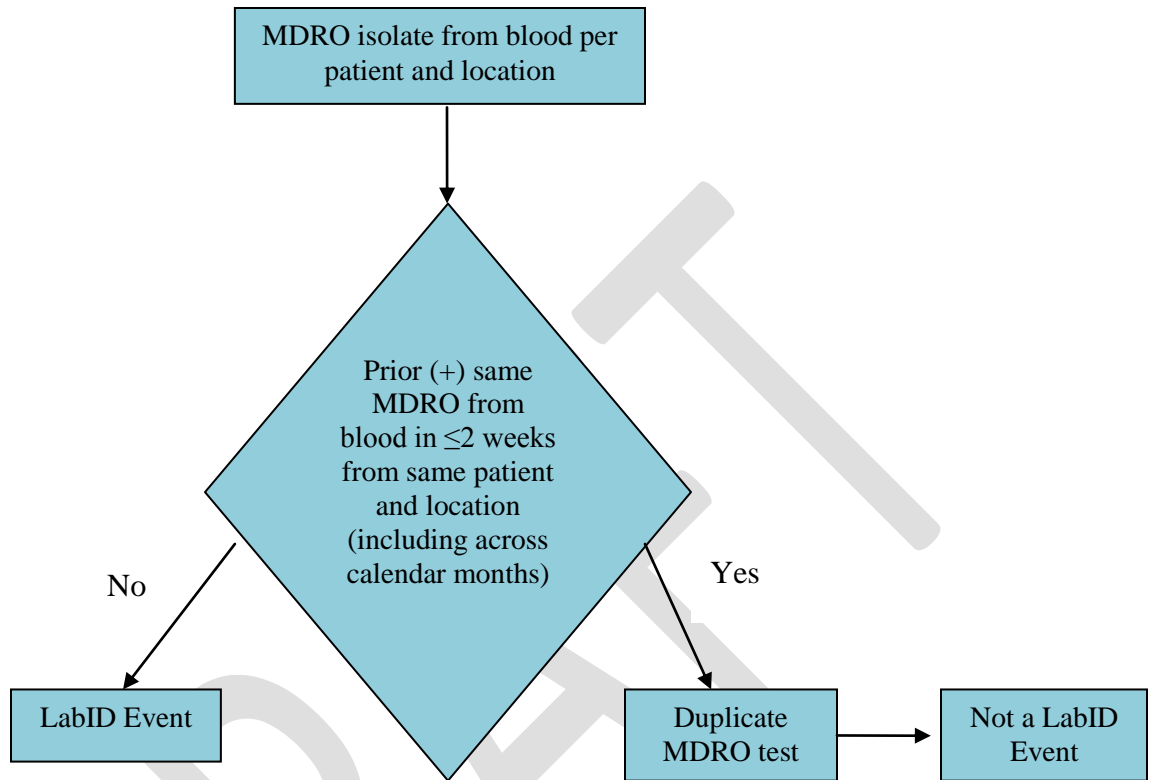
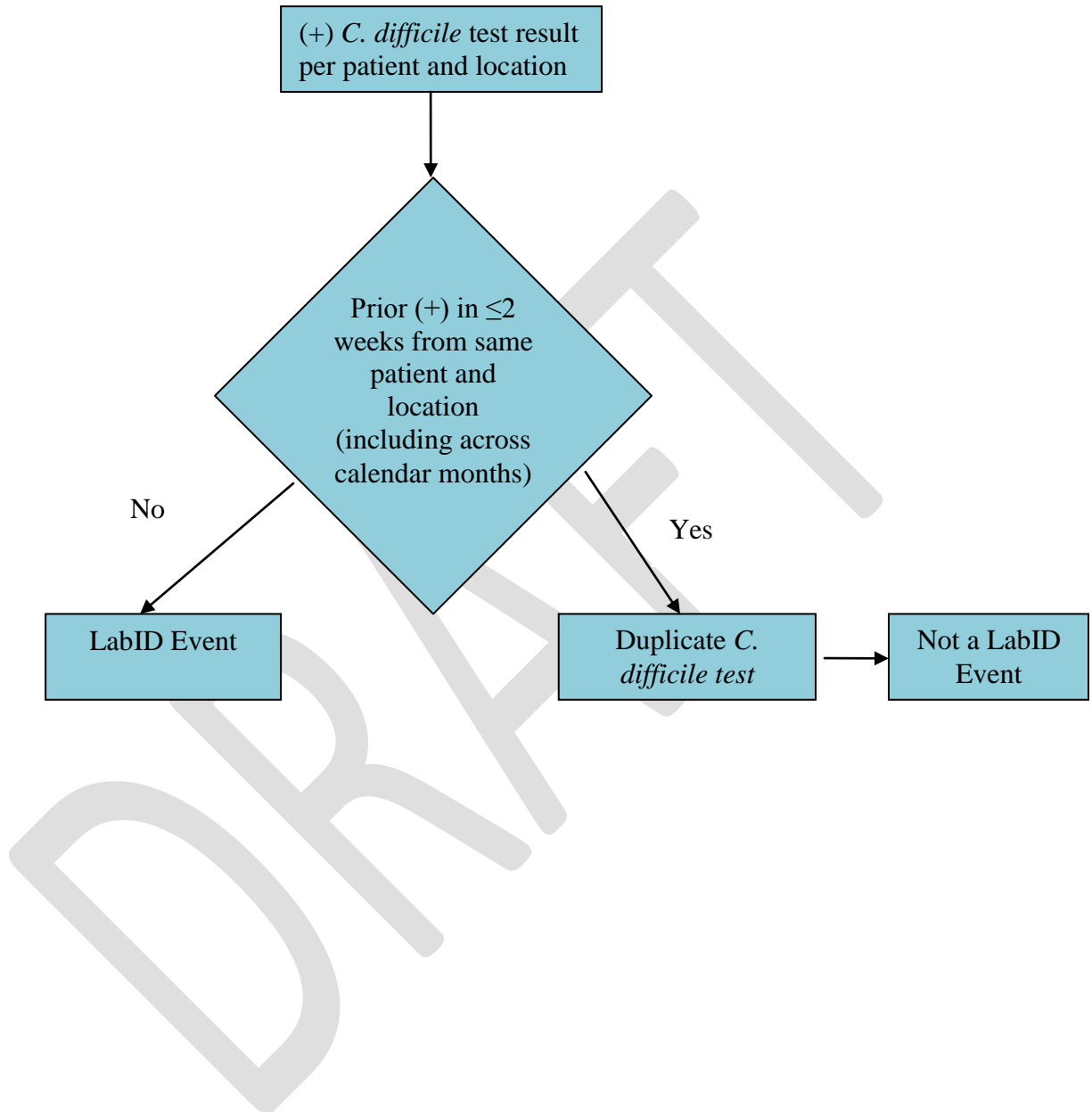


Figure 3. *C. difficile* Test Result Algorithm for Laboratory Identified (LabID) Events





Option 2: Infection Surveillance Reporting

Introduction: The Infection Surveillance reporting option for MDRO and *C. difficile* infections enables users to utilize the CDC/NHSN healthcare-associated infections definitions for identifying and reporting infections associated with MDROs and/or *C. difficile*. Surveillance must occur from at least one patient care area and requires active, patient-based, prospective surveillance of the chosen MDRO(s) and/or *C. difficile* infections (CDIs) by a trained Infection Preventionists (IP). This means that the IP shall seek to confirm and classify infections caused by the chosen MDRO(s) and/or *C. difficile* for monitoring during a patient's stay in at least one patient care location during the surveillance period. These data will enhance the ability of NHSN to aggregate national data on MDROs and CDIs.

A. MDRO Infection Surveillance Reporting

Methodology: Facilities may choose to monitor one or more of the following MDROs: MRSA, MRSA and MSSA, VRE, CephR- *Klebsiella* spp., CRE, which includes monitoring CRE-*Klebsiella* spp., CRE-*E. coli*, and CRE-*Enterobacter*, and multidrug-resistant *Acinetobacter* spp. (See definitions in Section I, Option 1A). For *S. aureus*, both the resistant (MRSA) and the susceptible (MSSA) phenotypes can be tracked to provide concurrent measures of the susceptible pathogens as a comparison to those of the resistant pathogens in a setting of active MRSA prevention efforts. REMEMBER: No Active Surveillance Culture/Testing (ASC/AST) results are to be included in this reporting of individual results.

Settings: Infection Surveillance can occur in any inpatient location where such infections may be identified and where denominator data can be collected, which may include critical/intensive care units (ICU), specialty care areas (SCA), neonatal units, step-down units, wards, and chronic care units. In Labor, Delivery, Recovery, & Post-partum (LDRP) locations, where mom and babies are housed together, users must count both mom and baby in the denominator. If moms only are being counted, then multiply moms times two to include both mom and baby in denominators.

Requirements: Surveillance for all types of NHSN-defined healthcare-associated infections (HAIs), regardless if HAI is included in "in-plan" or "off-plan" surveillance, of the MDRO selected for monitoring in at least one location in the healthcare facility as indicated in the [Patient Safety Monthly Reporting Plan \(CDC 57.106\)](#).

Definitions: MDROs included in this module are defined in Section I, Option 1A. Refer to [CDC/NHSN Surveillance Definitions for Specific Types of Infections](#) for infection site criteria. Refer to [Key Terms chapter](#) for assistance with variable definitions.

Location of Attribution and Transfer Rule applies – See [Key Terms chapter](#).

Reporting Instructions: If participating in MDRO/CDI Infection Surveillance and/or LabID Event Reporting, along with the reporting of HAIs through the Device-Associated and/or Procedure-Associated Modules, see [Appendix 1: Guidance for Handling MDRO/CDI Module Infection Surveillance and LabID Event Reporting When Also Following Other NHSN Modules](#), for instructions on unique reporting scenarios.



Numerator Data: Number of healthcare-associated infections, by MDRO type. Infections are reported on the appropriate NHSN forms: *Primary Bloodstream Infection, Pneumonia, Ventilator-Associated Event, Urinary Tract Infection, Surgical Site Infection, or MDRO or CDI Infection Event (CDC 57.108, 57.111, 57.112, 57.114, 57.120, and 57.126, respectively).* See the *Tables of Instructions*, located in each of the applicable chapters, for completion instructions.

Denominator Data: Number of patient days and admissions. Patient days and admissions are reported by location using the [MDRO and CDI Prevention Process and Outcome Measures Monthly Monitoring form](#) (CDC 57.127). See [Tables of Instructions](#) for completion instructions.

Data Analysis: Data are stratified by time (e.g., month, quarter, etc.) and patient care location.
 $MDRO\ Infection\ Incidence\ Rate = \text{Number of HAIs by MDRO type} / \text{Number of patient days} \times 1000$

B. *Clostridium difficile* Infection Surveillance Reporting

Methodology: *C. difficile* Infection (CDI) Surveillance, reporting on all NHSN-defined healthcare-associated CDIs from at least one patient care area, is one reporting option for *C. difficile* (i.e., part of your facility's Monthly Reporting Plan). These data will enhance the ability of NHSN to aggregate national data on CDIs.

Settings: Infection Surveillance will occur in any inpatient location where denominator data can be collected, which may include critical/intensive care units (ICU), specialty care areas (SCA), step-down units, wards, and chronic care units. Surveillance will NOT be performed in Neonatal Intensive Care Units (NICU), Specialty Care Nurseries (SCN), babies in LDRP, or well-baby nurseries. If LDRP locations are being monitored, baby counts must be removed.

Requirements: Surveillance for CDI must be performed in at least one location in the healthcare institution as indicated in the [Patient Safety Monthly Reporting Plan](#) (CDC 57.106).

Definitions: Report all healthcare-associated infections where *C. difficile*, identified by a positive toxin result, including toxin producing gene [PCR], is the associated pathogen. Refer to specific definitions in [CDC/NHSN Surveillance Definitions for Specific Types of Infections](#) chapter for *C. difficile* gastrointestinal system infection (GI-CDI)..

HAI cases of CDI that meet criteria for a healthcare-associated infection should be reported as *Clostridium difficile* gastrointestinal system infection (GI-CDI). Report the pathogen as *C. difficile* on the [MDRO or CDI Infection Event form](#) (CDC 57.126). If the patient develops GI-CDI, and GI-GE and/or GI-GIT, , report only GI-CDI using the date of Event as that of GI-CDI. .

Note: CDI laboratory-identified event (LabID Event) categorizations (e.g., recurrent CDI assay, incident CDI assay, healthcare facility-onset, community-onset, community-onset healthcare facility-associated) do not apply to HAIs; including *C. difficile* associated gastrointestinal system infections (GI-CDI). Each new GI-CDI must be reported according to the 14-day rule for HAIs (see NHSN HAI definition in Chapter 2 for further details and guidance). The NHSN application will code these as new or recurrent HAIs in analysis,



based on whether the GI-CDI Date of Event occurs >2 weeks and ≤8 weeks (i.e., recurrent) or >8 weeks (i.e., new) after a previous GI-CDI Date of Event reported for the patient in the same facility.

CDI Complications: CDI in a case patient within 30 days after CDI symptom onset with at least one of the following:

1. Admission to an intensive care unit for complications associated with CDI (e.g., for shock that requires vasopressor therapy);
2. Surgery (e.g., colectomy) for toxic megacolon, perforation, or refractory colitis
AND/OR
3. Death caused by CDI within 30 days after symptom onset and occurring during the hospital admission.

Location of Attribution and Transfer Rule applies – See [Key Terms chapter](#).

Numerator Data: Number of healthcare-associated *C. difficile* infections. Infections are reported on the [MDRO or CDI Infection Event form](#) (CDC 57.126). See [Tables of Instructions](#) for completion instructions.

Denominator Data: Number of patient days and admissions by location are reported using the [MDRO and CDI and Outcome Measures Monthly Monitoring form](#) (CDC 57.127). See [Tables of Instructions](#) for completion instructions.

C. difficile Infections:

Numerator: The total number of HAI CDI cases identified during the surveillance month for a location.

Denominator: The total number of patient days and admissions during the surveillance month for a location.

Data Analysis: Data are stratified by time (e.g., month, quarter, etc.) and by patient care location.

C. difficile Infection Incidence Rate = Number of HAI CDI cases / Number of patient days x 10,000



II. Supplemental Reporting

1. Prevention Process Measures Surveillance

a. Monitoring Adherence to Hand Hygiene

Introduction: This option will allow facilities to monitor adherence to hand hygiene after a healthcare worker (HCW) has contact with a patient or inanimate objects in the immediate vicinity of the patient. Research studies have reported data suggesting that improved after-contact hand hygiene is associated with reduced MDRO transmission. While there are multiple opportunities for hand hygiene during patient care, for the purpose of this option, only hand hygiene after contact with a patient or inanimate objects in the immediate vicinity of the patient will be observed and reported. (<http://www.cdc.gov/handhygiene/>)

Settings: Surveillance will occur in any location: inpatient or outpatient.

Requirements: Surveillance for adherence to hand hygiene in at least one location in the healthcare institution for at least one calendar month as indicated in the *Patient Safety Monthly Reporting Plan* (CDC 57.106). This should be done in patient care locations also selected for Infection Surveillance or LabID Event reporting.

In participating patient care locations, perform at least 30 different unannounced observations after contact with patients for as many individual HCWs as possible. For example, try to observe all types of HCWs performing a variety of patient care tasks during the course of the month, not only nurses, or not only during catheter or wound care. No personal identifiers will be collected or reported.

Definitions:

Antiseptic handwash: Washing hands with water and soap or other detergents containing an antiseptic agent.

Antiseptic hand-rub: Applying an antiseptic hand-rub product to all surfaces of the hands to reduce the number of microorganisms present.

Hand hygiene: A general term that applies to either: handwashing, antiseptic hand wash, antiseptic hand rub, or surgical hand antisepsis.

Handwashing: Washing hands with plain (i.e., non-antimicrobial) soap and water.

Numerator: Hand Hygiene Performed = Total number of observed contacts during which a HCW touched either the patient or inanimate objects in the immediate vicinity of the patient and appropriate hand hygiene was performed.

Denominator: Hand Hygiene Indicated = Total number of observed contacts during which a HCW touched either the patient or inanimate objects in the immediate vicinity of the patient and therefore, appropriate hand hygiene was indicated.



Hand hygiene process measure data are reported using the *MDRO and CDI Prevention Process and Outcome Measures Monthly Monitoring* form (CDC 57. 127). See Tables of Instructions for completion instructions.

Data Analysis: Data are stratified by time (e.g., month, quarter, etc.) and patient care location.

Hand Hygiene Percent Adherence = Number of contacts for which hand hygiene was performed / Number of contacts for which hand hygiene was indicated x 100

b. Monitoring Adherence to Gown and Gloves Use as Part of Contact Precautions

Introduction: This option will allow facilities to monitor adherence to gown and gloves use when a HCW has contact with a patient or inanimate objects in the immediate vicinity of the patient, when that patient is on Transmission-based Contact Precautions. While numerous aspects of adherence to Contact Precautions could be monitored, this surveillance option is only focused on the use of gown and gloves.

(http://www.cdc.gov/ncidod/dhqp/gl_isolation_contact.html)

Settings: Surveillance can occur in any of 4 types of inpatient locations: (1) intensive care units (ICU), (2) specialty care areas, (3) neonatal intensive care units (NICU), and (4) any other inpatient care location in the institution (e.g., surgical wards).

Requirements: Surveillance for adherence to gown and gloves use in at least one location in the healthcare institution for at least 1 calendar month as indicated in the [Patient Safety Monthly Reporting Plan \(CDC 57.106\)](#). Ideally, this should be done in patient care locations also selected for Infection Surveillance or LabID Event reporting.

Among patients on Transmission-based Contact Precautions in participating patient care locations, perform at least 30 unannounced observations. A total of thirty different contacts must be observed monthly among HCWs of varied occupation types. For example, try to observe all types of HCWs performing a variety of patient care tasks during the course of the month, not only nurses, or not only during catheter or wound care. Both gown and gloves must be donned appropriately prior to contact for compliance. No personal identifiers will be collected or reported.

Definitions:

Gown and gloves use: In the context of Transmission-based Contact Precautions, the donning of both a gown and gloves prior to contact with a patient or inanimate objects in the immediate vicinity of the patient. Both a gown and gloves must be donned appropriately prior to contact for compliance.

Numerator: Gown and Gloves Used = Total number of observed contacts between a HCW and a patient or inanimate objects in the immediate vicinity of a patient on Transmission-based Contact Precautions for which gown and gloves had been donned appropriately prior to the contact.



Denominator: Gown and Gloves Indicated = Total number of observed contacts between a HCW and a patient on Transmission-based Contact Precautions or inanimate objects in the immediate vicinity of the patient and therefore, gown and gloves were indicated.

Gown and gloves use process measure data are reported using the [MDRO and CDI Prevention Process and Outcome Measures Monthly Monitoring form](#) (CDC 57.127). See [Tables of Instructions](#) for completion instructions.

Data Analysis: Data are stratified by time (e.g., month, quarter, etc.) and patient care location.
Gown and Glove Use Percent Adherence = Number of contacts for which gown and gloves were used appropriately / Number of contacts for which gown and gloves were indicated x 100

c. Monitoring Adherence to Active Surveillance Testing

Introduction: This option will allow facilities to monitor adherence to active surveillance testing (AST) of MRSA and/or VRE, using culturing or other methods.

Settings: Surveillance will occur in any of 4 types of inpatient locations: (1) intensive care units (ICU), (2) specialty care areas, (3) neonatal intensive care units (NICU), and (4) any other inpatient care location in the institution (e.g., surgical wards).

Requirements: Surveillance of AST adherence in at least one location in the healthcare facility for at least one calendar month as indicated in the *Patient Safety Monthly Reporting Plan* (CDC 57.106). A facility may choose to report AST for MRSA and/or VRE in one or multiple patient care locations, as the facility deems appropriate. Ideally, this should be done in patient care locations also selected for Infection Surveillance or LabID Event reporting. To improve standardization of timing rules for AST specimen collection, classify admission specimens as those obtained on day 1 (admission date), day 2, or day 3 (i.e., ≤ 3 days). Classify discharge/transfer AST specimens as those collected on or after day 4 (i.e., >3 days).

Definitions:

AST Eligible Patients: Choose one of two methods for identifying patients that are eligible for AST:

All = All patients in the selected patient care area regardless of history of MRSA or VRE infection or colonization.

OR

NHx = All patients in the selected patient care area who have NO documented positive MRSA or VRE infection or colonization during the previous 12 months (as ascertained by either a facility's laboratory records or information provided by referring facilities); and no evidence of MRSA or VRE during stay in the patient care location (i.e., they are not in Contact Precautions).

Timing of AST: Choose one of two methods for reporting the timing of AST:

Adm = Specimens for AST obtained ≤ 3 days after admission,

OR

Both = Specimens for AST obtained ≤ 3 days after admission and, for patients' stays of >3 days, at the time of discharge/transfer. Discharge/transfer AST should include all discharges (including



discharges from the facility or to other wards or deaths) and can include the most recent weekly AST if performed >3 days after admission to the patient care location. Discharge/transfer AST should not be performed on patients who tested positive on AST admission.

Numerator and Denominator Data: Use the *MDRO and CDI Prevention Process and Outcome Measures Monthly Monitoring* form (CDC 57.127) to indicate: 1) AST was performed during the month for MRSA and/or VRE, 2) AST-eligible patients, and 3) the timing of AST. No personal identifiers will be collected or reported. See Tables of Instructions for completion instructions.

Numerator: For each month during which AST is performed:

Admission AST Performed = Number of patients eligible for admission AST who had a specimen obtained for testing ≤ 3 days after admission,

AND/OR

Discharge/Transfer AST Performed = For patients' stays >3 days, the number of discharged or transferred patients eligible for AST who had a specimen obtained for testing prior to discharge, not including the admission AST.

Denominator: For each month during which AST is performed:

Admission AST Eligible = Number of patients eligible for admission AST (All or NHx),

AND/OR

Discharge/Transfer AST Eligible = Number of patients eligible for discharge/transfer AST (All or NHx) AND in the facility location >3 days AND negative if tested on admission.

Data Analysis: Data are stratified by patient care location and time (e.g., month, quarter, etc.), according to AST-eligible patients monitored and the timing of AST.

Admission AST Percent Adherence = Number of patients with admission AST Performed / Number of patients admission AST eligible x 100

Discharge/transfer AST Percent Adherence = Number of patients with discharge/transfer AST performed / Number of patients discharge/transfer AST eligible x 100

2. Active Surveillance Testing Outcome Measures

Introduction: This option will allow facilities to use the results of AST to monitor the prevalent and incident rates of MRSA and/or VRE colonization or infection. This information will assist facilities in assessing the impact of intervention programs on MRSA or VRE transmission.

Settings: Surveillance will occur in any of 4 types of inpatient locations: (1) intensive care units (ICU), (2) specialty care, (3) neonatal intensive care units (NICU), and (4) any other inpatient care location in the institution (e.g., surgical wards).

Requirements: Surveillance for prevalent and/or incident MRSA or VRE cases in at least one location in the healthcare facility for at least one calendar month as indicated in the [Patient Safety Monthly Reporting](#)



Plan (CDC 57.106). This can be done ONLY in locations where AST adherence is being performed. A minimum AST adherence level will be required for the system to calculate prevalence and incidence. A facility may choose to report AST for MRSA and/or VRE in one or multiple patient care locations, as the facility deems appropriate. Ideally, this should be done in patient care locations also selected for Infection Surveillance or LabID Event reporting. To improve standardization of timing rules for AST specimen collection, classify admission specimens as those obtained on day 1 (admission date), day 2, or day 3 (i.e., ≤ 3 days). Classify discharge/transfer AST specimens as those collected on or after day 4 (i.e., > 3 days). Only the first specimen positive for MRSA or VRE from a given patient in the patient care location is counted, whether obtained for AST or as part of clinical care. If an Admission AST specimen is not collected from an eligible patient, assume the patient has no MRSA or VRE colonization.

Definitions:

AST Admission Prevalent case:

Known Positive = A patient with documentation on admission of MRSA or VRE colonization or infection in the previous 12 months (i.e., patient is known to be colonized or infected as ascertained by either a facility's laboratory records or information provided by referring facilities). (All MRSA or VRE colonized patients currently in a location during the month of surveillance should be considered "Known Positive"),

OR

Admission AST or Clinical Positive = A patient with MRSA or VRE isolated from a specimen collected for AST ≤ 3 days after admission or from clinical specimen obtained ≤ 3 days after admission (i.e., MRSA or VRE cannot be attributed to this patient care location).

AST Incident case: A patient with a stay > 3 days:

With no documentation on admission of MRSA or VRE colonization or infection during the previous 12 months (as ascertained either by the facility's laboratory records or information provided by referring facilities); including admission AST or clinical culture obtained ≤ 3 days after admission (i.e., patient without positive specimen),

AND

With MRSA or VRE isolated from a specimen collected for AST or clinical reasons > 3 days after admission to the patient care location or at the time of discharge/transfer from the patient care location (including discharges from the facility or to other locations or deaths).

MRSA colonization: Carriage of MRSA without evidence of infection (e.g., nasal swab test positive for MRSA, without signs or symptoms of infection).

AST Eligible Patients: Choose one of two methods for identifying patients' eligible for AST:

All = All patients in the selected patient care area regardless of history of MRSA or VRE infection or colonization,

OR

NHx = All patients in the selected patient care area who have NO documented positive MRSA or VRE infection or colonization during the previous 12 months (as ascertained either by the facility's laboratory records or information provided by referring facilities); and no evidence of MRSA or VRE during stay in the patient care location.



Timing of AST: Choose one of two methods for reporting the timing of AST:

Adm = Specimens for AST obtained ≤ 3 days after admission,

OR

Both = Specimens for AST obtained ≤ 3 days after admission and, for patients' stays of >3 days, at the time of discharge/transfer. Discharge/transfer AST should include all discharges (including discharges from the facility or to other wards or deaths) and can include the most recent weekly AST if performed >3 days after admission to the patient care location. Discharge/transfer AST should not be performed on patients who tested positive on AST admission.

Numerator and Denominator Data: Use the [MDRO and CDI Prevention Process and Outcome Measures Monthly Monitoring form](#) (CDC 57.127) to indicate: 1) AST outcomes monitoring and adherence was performed during the month for MRSA and/or VRE, 2) AST eligible patients, and 3) the timing of AST. No personal identifiers will be collected or reported. See [Tables of Instructions](#) for completion instructions.

If only admission AST is performed, only prevalent cases of MRSA or VRE can be detected in that patient care location. If both admission and discharge/transfer AST are performed, both prevalent and incident cases can be detected. No personal identifiers will be collected or reported.

Admission Prevalent Case:

Numerator Sources: (1) Known Positive; (2) Admission AST or Clinical Positive = Cases ≤ 3 days after admission

Denominator Source: Total number of admissions

Incident Case:

Numerator: Discharge/transfer AST or Clinical Positive = Cases >3 days after admission and without positive test result(s) on admission

Denominator: Total number of patient days

NOTE: For research purposes calculating patient-days at risk (i.e., excluding patient-days in which patients were known to be MRSA or VRE colonized or infected) may be a preferable denominator, but for surveillance purposes and ease of aggregating, total number of patient days is required for this module.

Data Analysis: Data are stratified by patient care location and time (e.g., month, quarter, etc.) according to the eligible patients monitored and timing of AST.

AST Admission Prevalence rate =

For Eligible patients = All:

Number of admission AST or clinical positive / Number of admissions x 100

For Eligible patients = NHx:

Number of admission AST or clinical positive + Number of known positive / Number of admissions x 100



AST Incidence rate = Number of discharge/transfer AST or clinical positive / Number of patient days x 1000

¹HICPAC, Management of Multidrug-Resistant Organisms in Healthcare Settings.
<http://www.cdc.gov/NCIDOD/DHQP/hicpac_pubs.html>.

²Cohen AL, et al. *Infection Control and Hospital Epidemiology*. Oct 2008;29:901-913.

³McDonald LC, et al. *Infect Control Hosp Epidemiol* 2007; 28:140-145.

⁴Duduck MA, Weiner LM, Malpiedi PJ, et al. Risk Adjustment for Healthcare Facility-Onset *C. difficile* and MRSA Bacteremia Laboratory-identified Event Reporting in NHSN. Published March 12, 2013. Available at: <http://www.cdc.gov/nhsn/pdfs/mrsa-cdi/RiskAdjustment-MRSA-CDI.pdf>.

DRAFT



Table 2. Rates and Measures Derived from Various MDRO and CDI Protocol Surveillance Methods

Surveillance Method	Forms	Rate	Measures
MDRO Laboratory-Identified Event	<p>Numerator: <i>Laboratory-Identified MDRO or CDI Event</i></p> <p>Denominator: <i>MDRO and CDI Prevention Process & Outcome Measures Monthly Monitoring</i></p>	<p><u>MRSA Bloodstream Infection Standardized Infection Ratio (SIR):</u></p> <p>Facility MRSA Bloodstream Infection Incidence SIR = Number of all unique blood source LabID Events identified >3 days after admission to the facility (i.e., HO events, when monitoring by overall facility-wide inpatient = FacWideIN) / Number of expected HO MRSA blood LabID Events</p> <p>NOTE: The SIR will be calculated only if the number of expected events (numExp) is ≥1.</p> <hr/> <p><u>Inpatient Reporting:</u></p> <p><u>Admission Prevalence Rate</u> = Number of 1st LabID Events per patient per month identified ≤3 days after admission to the location (if monitoring by inpatient location), or the facility (if monitoring by overall facility-wide inpatient=FacWideIN) / Number of patient admissions to the location or facility x 100</p> <p><u>Location Percent Admission Prevalence that is Community-Onset</u> = Number of Admission Prevalent LabID Events to a location that are CO / Total number Admission Prevalent LabID Events x 100</p> <p><u>Location Percent Admission Prevalence that is Healthcare Facility-Onset</u> = Number of Admission Prevalent LabID Events to a location that are HO / Total number of Admission Prevalent LabID Events x 100</p>	<p>MRSA Blood HO FacWideIN Standardized Infection Ratio (SIR)</p> <hr/> <p>Proxy Measures for MDRO Exposure Burden</p>



Surveillance Method	Forms	Rate	Measures
		<p><u>Overall Patient Prevalence Rate</u> = Number of 1st LabID Events per patient per month regardless of time spent in location (i.e., prevalent + incident, if monitoring by inpatient location), or facility (i.e., CO + HO, if monitoring by overall facility-wide inpatient=FacWideIN) / Number of patient admissions to the location or facility x 100</p> <p><u>Outpatient Reporting:</u></p> <p><u>Outpatient Prevalence Rate</u> = Number of 1st LabID Events per patient per month for the location (if monitoring by outpatient location), or the facility (if monitoring by overall facility-wide outpatient = FacWideOUT) / Number of patient encounters for the location or facility x 100</p>	
		<p><u>Inpatient Reporting:</u></p> <p><u>MDRO Bloodstream Infection Admission Prevalence Rate</u> = Number of all unique blood source LabID Events per patient per month identified ≤3 days after admission to the location (if monitoring by inpatient location), or facility (if monitoring by overall facility-wide inpatient=FacWideIN) / Number of patient admissions to the location or facility x 100</p> <p><u>MDRO Bloodstream Infection Incidence Rate</u> = Number of all unique blood source LabID Events per patient per month identified >3 days after admission to the location (if monitoring by inpatient location), or facility (if monitoring by overall facility-wide inpatient = FacWideIN) / Number of patient days for the location or facility x 1,000</p>	<p>Measures for MDRO Bloodstream Infection Admission Prevalence and Incidence</p>



Surveillance Method	Forms	Rate	Measures
		<p><u>MDRO Bloodstream Infection Overall Patient Prevalence Rate</u> = Number of 1st Blood LabID Events per patient per month regardless of time spent in location (i.e., prevalent + incident, if monitoring by inpatient location), or facility (i.e., CO + HO, if monitoring by overall facility-wide inpatient=FacWideIN) / Number of patient admissions to the location or facility x 100</p> <p><u>Outpatient Reporting:</u></p> <p><u>MDRO Bloodstream Infection Outpatient Prevalence Rate</u> = Number of all unique blood source LabID Events per patient per month for the location (if monitoring by outpatient location), or the facility (if monitoring by overall facility-wide outpatient=FacWideOUT) / Number of patient encounters for the location or facility x 100</p>	
		<p>•<u>Overall MDRO Infection/Colonization Incidence Rate</u> = Number of 1st LabID Events per patient per month among those with no documented prior evidence of previous infection or colonization with this specific organism type from a previously reported LabID Event, and identified >3 days after admission to the location (if monitoring by inpatient location), or facility (if monitoring by overall facility-wide inpatient=FacWideIN) / Number of patient admissions to the location or facility x 100 (will be removed from NHSN analysis in July 2013)</p> <p>•<u>Overall MDRO Infection/Colonization Incidence Density Rate</u> = Number of 1st LabID Events per patient per month among those with no documented prior evidence of previous infection or colonization with this</p>	<p>Proxy Measures for MDRO Healthcare Acquisition</p>



Surveillance Method	Forms	Rate	Measures
		<p>specific organism type from a previously reported LabID Event, and identified >3 days after admission to the location (if monitoring by inpatient location), or facility (if monitoring by overall facility-wide inpatient=FacWideIN) / Number of patient days for the location or facility x 1,000 (will be referred to in NHSN analysis as Incidence Rate after July 2013)</p>	
<p>CDI Laboratory Identified Event</p>	<p><i>Monthly Monitoring</i></p> <p>Numerator: <i>Laboratory-Identified MDRO or CDI Event</i></p> <p>Denominator: <i>MDRO and CDI Prevention Process & Outcome Measures Monthly Monitoring</i></p>	<p><u>CDI Standardized Infection Ratio (SIR):</u> $\text{Facility CDI Incidence SIR} = \frac{\text{Number of all Incident CDI LabID Events identified } >3 \text{ days after admission to the facility (i.e., HO events when monitoring by overall facility-wide inpatient = FacWideIN)}}{\text{Number of expected Incident HO CDI LabID Events}}$</p> <p>NOTE: The SIR will be calculated only if the number of expected events (numExp) is ≥ 1.</p> <hr/> <p><u>Inpatient Reporting:</u> $\text{Admission Prevalence Rate} = \frac{\text{Number of non-duplicate CDI LabID Events per patient per month identified } \leq 3 \text{ days after admission to the location (if monitoring by inpatient location), or facility (if monitoring by overall facility-wide inpatient = FacWideIN) (includes CO and CO-HCFA events)}}{\text{Number of patient admissions to the location or facility}} \times 100$</p> <p>$\text{CO Admission Prevalence Rate} = \frac{\text{Number of CDI LabID events that are CO, per month, in the facility}}{\text{Number of patient admissions to the facility}} \times 100$ (this calculation is only accurate for Overall Facility-wide Inpatient reporting)</p>	<p>CDI HO FacWideIN Standardized Infection Ratio (SIR)</p> <hr/> <p>Proxy Measures for CDI Exposure Burden</p>



Surveillance Method	Forms	Rate	Measures
		<p><u>Location Percent Admission Prevalence that is Community-Onset</u> = Number of Admission Prevalent LabID Events to a location that are CO only / Total number Admission Prevalent LabID Events x 100</p> <p><u>Location Percent Admission Prevalence that is Community-Onset Healthcare Facility-Associated</u> = Number of Admission Prevalent LabID Events to a location that are CO-HCFA / Total number Admission Prevalent LabID Events x 100</p> <p><u>Location Percent Admission Prevalence that is Healthcare Facility-Onset</u> = Number of Admission Prevalent LabID Events to a location that are HO / Total number of Admission Prevalent LabID Events x 100</p> <p><u>Overall Patient Prevalence Rate</u> = Number of 1st CDI LabID Events per patient per month regardless of time spent in location (i.e., prevalent + incident, if monitoring by inpatient location), or facility (i.e., CO + CO-HCFA + HO, if monitoring by overall facility-wide inpatient=FacWideIN) / Number of patient admissions to the location or facility x 100</p> <p><u>Outpatient Reporting:</u> <u>Outpatient Prevalence Rate</u> = Number of all non-duplicate CDI LabID Events per patient per month for the location (if monitoring by outpatient location), or the facility (if monitoring by overall facility-wide outpatient=FacWideOUT) / Number of patient encounters for the location or facility x 100</p>	



Surveillance Method	Forms	Rate	Measures
		<p><u>Location CDI Incidence Rate</u> = Number of Incident CDI LabID Events per month identified >3 days after admission to the location / Number of patient days for the location x 10,000</p> <p><u>Facility CDI Healthcare Facility-Onset Incidence Rate</u> = Number of all Incident HO CDI LabID Events per month in the facility/ Number of patient days for the facility x 10,000 (this calculation is only accurate for Overall Facility-wide Inpatient reporting)</p> <p><u>Facility CDI Combined Incidence Rate</u> = Number of all Incident HO and CO-HCFA CDI LabID Events per month in the facility / Number of patient days for the facility x 10,000 (this calculation is only accurate for Overall Facility-wide Inpatient reporting)</p>	Measures for CDI Healthcare Acquisition
MDRO Infection Surveillance	<p>Numerator:</p> <ol style="list-style-type: none"> 1) <i>Primary Bloodstream Infection</i> 2) <i>Pneumonia</i> 3) <i>Ventilator-Associated Event</i> 4) <i>Urinary Tract Infection</i> 5) <i>Surgical Site Infection</i> 6) <i>MDRO Infection Event</i> <p>Denominator:</p> <p><i>MDRO and CDI Prevention Process & Outcome Measures Monthly Monitoring</i></p>	<p>Data are stratified by time (e.g., month, year) and patient care location.</p> <p><u>MDRO Infection Incidence Rate</u> = Number of healthcare-associated infections by MDRO type/ Number of patient days x 1000</p>	HAI MDRO Incidence Rate



Surveillance Method	Forms	Rate	Measures
CDI Infection Surveillance	Numerator: <i>CDI Infection Event</i> Denominator: <i>MDRO and CDI Prevention Process & Outcome Measures Monthly Monitoring</i>	<u>C. Difficile Infection Incidence Rate</u> = Number of <i>C. difficile</i> healthcare-associated infections/ Number of patient days x 10,000	HAI CDI Incidence Rate
<u>Prevention Process Measures:</u> Hand Hygiene	Numerator & Denominator: <i>MDRO and CDI Prevention Process & Outcome Measures Monthly Monitoring</i>	<u>Hand Hygiene Percent Adherence</u> = Number of contacts for which hand hygiene was performed / Number of contacts for which hand hygiene was indicated x100	Adherence Percent: Hand Hygiene
Gown & Gloves Use		<u>Gown & Glove Use Percent Adherence</u> = Number of contacts during which gown and gloves were used /Number of contacts for which gown and gloves were indicated x100.	Gown & Gloves Use
Active Surveillance Testing (AST) (MRSA & VRE only)		<u>Admission AST Percent Adherence</u> = Number of patients with admission AST performed / Number of patients admission AST eligible x100	Admission AST
		<u>Discharge/transfer AST Percent Adherence</u> = Number of patients with discharge/transfer AST performed / Number of patients discharge/transfer AST eligible x100.	Discharge/Transfer AST
Active Surveillance Testing Outcome Measures (MRSA & VRE Only)	Numerator & Denominator: <i>MDRO and CDI Prevention Process & Outcome Measures Monthly Monitoring</i>	Eligible patients = All (All patients regardless of history of MDRO)	Admission Prevalence Rates of MDRO by AST Eligibility
		Eligible patients = NHx (No history)	
		<u>AST Admission Prevalence rate</u> = Number of admission AST or clinical positive / Number of admissions x100	
		<u>AST Admission Prevalence rate</u> = Number of admission AST or clinical positive + Number of known positive / Number of admissions x100.	



Surveillance Method	Forms	Rate	Measures
		<u>AST Incidence Rate</u> = Number of discharge/transfer AST or clinical positive cases / Number of patient days x 1,000	MDRO Healthcare Acquisition

DRAFT



Appendix 1. Guidance for Handling MDRO and CDI Module Infection Surveillance and LabID Event Reporting When Also Following Other NHSN Modules

If a facility is monitoring CLABSIs, CAUTIs, VAPs, or VAEs within the Device-Associated Module and/or SSIs within the Procedure-Associated Module and is also monitoring MDROs (e.g., MRSA) in the MDRO and CDI Module, then there are a few situations where reporting the infection or LabID event may be confusing. The following scenarios provide guidance to keep the counts and rates consistent throughout your facility and between all of the NHSN Modules. *These rules apply to the reporting of “Big 4” infections (BSI, UTI, PNEU, VAE, and SSI) caused by an MDRO selected for monitoring.*

Device-Associated Module with MDRO and CDI Module

Scenario 1: Facility is following CLABSI, CAUTI, VAP, or VAE along with MDRO Infection Surveillance and possibly LabID Event Reporting in the same location:

Healthcare-associated Infection identified for this location.

1. Report the infection (BSI, UTI, PNEU, or VAE).
2. Answer “Yes” to the MDRO infection question.

This fulfills the infection reporting requirements of both modules in one entry and lets the NHSN reporting tool know that this infection should be included in both the Device-Associated and the MDRO infection datasets and rates.

3. If following LabID event reporting in the same location, report also (separately) as a LabID Event (if meets the MDRO protocol criteria for LabID event).

Scenario 2: Facility is following CLABSI, CAUTI, VAP, or VAE along with MDRO Infection Surveillance and possibly LabID Event Reporting in multiple locations:

All healthcare-associated infection criteria first fully present together the day of patient transfer from one location (the transferring location) to another location (the new location), or the next day.

1. Report the infection (BSI, UTI, PNEU and VAE) and attribute to the transferring location, if transferring location was following that Event Type (BSI, UTI, PNEU, VAE) on the day of Event, which occurred on the date of transfer, or the following day.
2. Answer “Yes” to the MDRO infection question, if the transferring location was following that MDRO on the day of Event, which occurred on the date of transfer, or the following day.
3. If, on the date of culture collection, the new location is following LabID event reporting, report also (separately) as a LabID Event and attribute to the new location (if meets the MDRO protocol criteria for LabID event).

Procedure-Associated Module with MDRO and CDI Module

Note: SSIs are associated with a procedure and not a patient location, but MDROs are connected with the patient location.



Scenario 3: Facility is following SSI along with MDRO Infection Surveillance and possibly LabID Event Reporting:

Patient has surgery, is transferred to a single unit for the remainder of the stay, and during the current stay acquires an SSI.

1. Report the infection (SSI) and attribute to the post-op location.
2. Answer “Yes” to the MDRO infection question, if the post-op location is following that MDRO during the month of the date of event.
3. If following LabID event reporting in the post-op location, report also (separately) as a LabID Event (if meets the MDRO protocol criteria for LabID event).

Scenario 4: Facility is following SSI along with MDRO Infection Surveillance and possibly LabID Event Reporting:

Patient has surgery, is either discharged immediately (outpatient) or transferred to a unit (inpatient), is discharged, and subsequently is readmitted with an SSI.

1. Report the infection (SSI) and attribute to the discharging (post-op) location (not the readmission location).
2. Answer “Yes” to the MDRO infection question, if the discharging (post-op) location was following that MDRO during the Date of Event*.
3. If following LabID event reporting in the readmitting location or outpatient clinic where the specimen was collected, report also (separately) as a LabID Event (if meets the MDRO protocol criteria for LabID event).

* This change corrects the guidance addressing the need to utilize a single event for different surveillance purposes, i.e., that the entry of one event (SSI) may fulfill reporting requirements in another module (MDRO Infection Surveillance option) and because of cross-over in calendar months, may result in conflicting reporting requirements for location.



Appendix 2: Determining Patient Days for Summary Data Collection: Observation vs. Inpatients

In response to questions regarding how to count patient days for “observation” patients, the following guidance is offered.

The NHSN instructions for recording the number of patients in an inpatient unit state that for each day of the month selected, at the same time each day, the number of patients on the unit should be recorded. This procedure should be followed regardless of the patient’s status as an observation patient or an inpatient.

1. Observation patients in observation locations: An “observation” location (e.g., 24-hour observation area) is considered an outpatient unit, so time spent in this type of unit does not ever contribute to any inpatient counts (i.e., patient days, device days, admissions). Admissions to such outpatient units represent “encounters” for the purposes of outpatient surveillance for LabID Event monitoring in the MDRO/CDI module.
2. Observation patients in inpatient locations:
 - a. a. If an observation patient is transferred from an observation location and admitted to an inpatient location, then only patient days beginning with the date of admission to the inpatient location are to be included in patient day counts (for the location or facility-wide inpatient). In this same way, device days accrue beginning when the patient arrives in any location where device-associated surveillance is occurring and in accordance with the location’s device-count methods.
 - b. If an observation patient is sent to an inpatient location for monitoring, the patient should be included for all patient and device day counts. The facility assignment of the patient as an observation patient or an inpatient has no bearing in this instance for counting purposes, since the patient is being housed, monitored, and cared for in an inpatient location.

Below is an example of attributing patient days to a patient admitted to an inpatient location, regardless of whether the facility considers the patient an observation patient or an inpatient.



The examples show counts taken at: A) 12:00 am and B) 11:00 pm.

A. Count at 12:00 am (midnight):

Date	Mr X Pt Day	Mr Y Pt Day
01/01	Mr X admitted at 8:00 pm Mr X not counted because the count for 01/01/10 was taken at 12:00 am on 01/01 10 and he was not yet admitted X	Mr Y admitted at 12:00 am Mr Y is counted because the count for 01/01 was taken at 12:00 am and that is when he was admitted 1
01/02	1	1
01/03	2	2
01/04	3	3
01/05	Mr X discharged at 5:00 pm 4 Counted for 01/05 because he was in the hospital at 12:00 am on 01/05 when the count for that day was taken	Mr Y discharged at 12:01 am 5 Counted for 01/05 because he was in the hospital at 12:00 am on 01/05 when the count for that day was taken
Total	4 patient days	5 patient days

If we use the same admission dates and times for Mr X, but a different time is selected for the patient day count, say 11:00 pm, the total number of days in the count will be the same; they will simply be coming from different dates.

B. Count at 11:00 pm:

Date	Mr X	Pt Day
01/01	Mr X admitted at 8:00 am	Counted because the count for 01/01 is taken at 11:00 pm on 01/01 and he is in the hospital at that time 1
01/02		2
01/03		3
01/04		4
01/05	MR X discharged at 5:00 pm	Not counted for 01/05 because he was not in the hospital at 11:00 pm on 01/05 when the count for that day was taken X
Total		4 patient days



Determining Admission Counts for Summary Data Collection:

In response to questions regarding how to count number of admissions, the following guidance is offered.

We understand that there are a variety of ways in which patient day and admission counts are obtained for a facility and for specific locations. We offer this guidance to assist with standardization within and across facilities. It is most important that whatever method is utilized, it should be used each and every month for consistency of data and metrics. How you operationalize this guidance will depend on how you are obtaining the data for your counts. Any patient who meets criteria for new inclusion should be counted, regardless of whether they are coded by the facility as an inpatient or as an observation patient. See below for specific examples. If admissions are calculated electronically for you, then you must check those data to be sure that all appropriate patients are included or excluded from those counts and that your electronic data are within +/- 5% of the number obtained if doing the calculations manually. If these counts are more than 5% discrepant, then you will need to evaluate and discuss with your IT staff to determine the cause of the discrepancies and methods to address them. The main goal is to accurately count patients in the denominators that are at risk for potentially contributing to the numerator.

1. **Facility-Wide Inpatient Admission Count:** Include any new patients that are assigned to a bed in any inpatient location within the facility. Qualification as a new patient means that the patient was not present on the previous calendar day. The daily admission counts are summed at the end of the calendar month for a monthly facility-wide inpatient admission count.
2. **Inpatient Location-Specific Admission Count:** Include any new patients that are assigned to a bed in the specific inpatient location. Qualification as a new patient means that the patient was not present on the specific inpatient location on the previous calendar day. The daily admission counts are summed at the end of the calendar month for a monthly inpatient location-specific admission count.



Appendix 3: Differentiating Between LabID Event and Infection Surveillance

	LabID Event	Infection Surveillance (using HAI surveillance definitions)
Protocol	LabID Event protocol in Chapter 12 of NHSN manual	Infection Surveillance protocol in Chapter 12 of NHSN manual <u>and</u> HAI site-specific definitions in NHSN manual (i.e., CLABSI, CAUTI, SSI, VAE, and GI-CDI and other HAI definitions)
Signs & Symptoms	NONE. Laboratory and admission data, without clinical evaluation of patient	Combination of laboratory data and clinical evaluation of patient (signs/symptoms)
Surveillance Rules	<ul style="list-style-type: none"> • HAI and POA do NOT apply • Transfer Rule does NOT apply • Location = location of patient at time of specimen collection • Event date = specimen collection date 	<ul style="list-style-type: none"> • HAI and POA do apply • Transfer Rule applies • See NHSN protocol for details regarding location and date of event
Denominator Reporting	<ul style="list-style-type: none"> • Number of patient days and admissions • Can be reported by specific location or facility-wide, depending on reporting option(s) selected • Inpatient and/or outpatient 	<ul style="list-style-type: none"> • Device days and patient days must be collected separately for each monitored location • Inpatient reporting only
Categorization of Infections	<ul style="list-style-type: none"> • Events categorized based on inpatient or outpatient and admission and specimen collection dates • Healthcare Facility Onset (HO) or Community Onset (CO) • Community Onset Healthcare Facility-Associated (CO-HCFA) for <i>C. difficile</i> only • HO and CO LabID Events must be reported to NHSN • Additional categorizations are applied to <i>C. difficile</i>, which include Incident CDI Assay and Recurrent CDI Assay 	<ul style="list-style-type: none"> • HAI protocols used • Events are either HAI or not, <u>therefore LabID Event categorizations do not apply</u> • Only HAIs are reported to NHSN



Instructions for Completion of MDRO or CDI Infection Event form (CDC 57.126)

Data Field	Instructions for Form Completion
Facility ID	The NHSN-assigned facility ID number will be auto-entered by the computer.
Event #	Event ID number will be auto-entered by the computer.
Patient ID	Required. Enter the alphanumeric patient ID. This is the patient identifier assigned by the hospital and may consist of any combination of numbers and/or letters. This should be an ID that remains the same for the patient across all visits and admissions.
Social Security #	Optional. Enter the 9-digit numeric patient Social Security Number.
Secondary ID	Optional. Enter any other patient ID assigned by the facility.
Medicare #	Optional. Enter the patient's Medicare number.
Patient Name, Last First Middle	Optional. Enter the name of the patient.
Gender	Required. Circle M (Male), F (Female) or Other to indicate the gender of the patient.
Date of Birth	Required. Record the date of the patient birth using this format: MM/DD/YYYY.
Ethnicity (specify)	Optional. Enter the patient's ethnicity: Hispanic or Latino Not Hispanic or Not Latino
Race (specify)	Optional. Enter the patient's race: (select all that apply) American Indian or Alaska Native Asian Black or African American Native Hawaiian or Other Pacific Islander White
Event Details	
Event Type	Required. Enter infection event type other than BSI, Pneumonia, VAE, SSI, or UTI. For reporting MDRO infections that are BSI, Pneumonia, VAE, SSI, or UTI, use those infection forms and instructions.
Date of Event	Required. The date of event is the date when the <u>last</u> element used to meet the CDC/NHSN site-specific infection criterion occurred. Synonyms: infection date, date of infection. Use format: MM/DD/YYYY.
Post Procedure Event	Required. Circle "Yes" if the infection occurred after an NHSN-defined procedure but before discharge from the facility, otherwise circle "No".
Date of Procedure	Conditionally required. If an NHSN-defined procedure was performed, enter date using this format: MM/DD/YYYY.
MDRO Infection	Required. Enter "Yes", if the pathogen is being followed for <u>Infection Surveillance</u> in the MDRO/CDI Module in that location as part of your Monthly Reporting Plan: MRSA, MSSA (MRSA/MSSA), VRE, CephR-



Data Field	Instructions for Form Completion
	<p><i>Klebsiella</i>, CRE-<i>E. coli</i>, CRE-<i>Enterobacter</i>, CRE-<i>Klebsiella</i>, MDR-<i>Acinetobacter</i> or <i>C. difficile</i>.</p> <p>If the pathogen for this infection happens to be an MDRO but your facility is not following the pathogen under <u>Infection Surveillance reporting</u> in the MDRO/CDI Module in your Monthly Reporting Plan, answer “No” to this question.</p>
NHSN Procedure code	<p>Conditionally required. Answer this question only if this patient developed the MDRO or <i>C. difficile</i> infection during the same admission as an operative procedure. Enter the appropriate NHSN procedure code. NOTE: An MDRO infection cannot be “linked” to an operative procedure unless that procedure has already been added to NHSN. If the procedure was previously added, and the “Link to Procedure” button is clicked, the fields pertaining to the operation will be auto-entered by the computer.</p>
ICD-9-CM Procedure Code	<p>Optional. The ICD-9-CM code may be entered here instead of (or in addition to) the NHSN Procedure Code. If the ICD-9-CM code is entered, the NHSN code will be auto-entered by the computer. If the NHSN code is entered first, you will have the option to select the appropriate ICD-9-CM code. In either case, it is optional to select the ICD-9-CM code.</p>
Specific Organism Type	<p>Required. Check the pathogen(s) identified for this infection event. You may select up to 3.</p>
Date Admitted to Facility	<p>Required. Enter date patient admitted to facility using this format: MM/DD/YYYY. An inpatient is defined as a patient who is housed in an inpatient location of the healthcare. When determining a patient’s admission dates to both the facility and specific inpatient location, the NHSN user must take into account all such days, including any days spent in an inpatient location as an “observation” patient before being officially admitted as an inpatient to the facility, as these days contribute to exposure risk. Therefore, all such days are included in the counts of admissions and patient days for the facility and specific location, and facility and admission dates must be moved back to the first day spent in the inpatient location.</p>
Location	<p>Required. Enter the inpatient location where the patient was assigned when the MDRO or <i>C. difficile</i> infection (CDI) was acquired. If the MDRO or CDI developed in a patient within 2 days of discharge from a location (i.e. day of transfer or next day), indicate the discharging location, not the current location of the patient. Day of transfer counts as Day 1.</p>
Specific Event Type	<p>Required. List the specific CDC-defined infection event type. For event type = BSI, VAE, PNEU, SSI, or UTI this form should not be used. Use the form designed for that event.</p>
Signs & Symptoms	<p>Required. Using the HAI Definitions chapter check all signs and symptoms used to confirm the diagnosis of this infection event in the observed patient.</p>
Laboratory or Diagnostic Testing	<p>Conditionally required. Indicate whether any blood cultures, other laboratory tests or radiologic exams were used to diagnose the infection.</p>
<i>Clostridium difficile</i> Infection	
Admitted to ICU for CDI complications	<p>Conditionally required. If pathogen is <i>C. difficile</i>, circle “Yes” to indicate admission to ICU for <i>C. difficile</i> complications (e.g., shock that requires vasopressor therapy), otherwise circle “No”.</p>



Data Field	Instructions for Form Completion
Surgery for CDI complications	Conditionally required. If pathogen is <i>C. difficile</i> , circle “Yes” to indicate surgery for <i>C. difficile</i> complications, otherwise circle “No”. Surgery might include colectomy for toxic megacolon, perforation or refractory colitis.
Secondary Bloodstream Infection	Required. Circle “Yes” if there is a culture-confirmed bloodstream infection (BSI) secondary to this infection, refer to the Secondary BSI Guide (Appendix 1 of the HAI Definitions chapter). Otherwise circle “No”.
Died	Required. Circle “Yes” if the patient died during this hospitalization, otherwise circle “No”.
Event Contributed to Death	<p>Conditionally Required.</p> <p>MDRO: If the patient died during this admission, circle “Yes” if the MDRO infection contributed to death, otherwise circle “No”.</p> <p>CDI: Circle “Yes” <u>only</u> if the patient died within 30 days after <i>C. difficile</i> infection symptom onset and during the current hospital admission.</p>
Discharge Date	Optional. Enter the date the patient was discharged from the facility using this format: MM/DD/YYYY. If the patient died during this admission enter the death date.
Pathogens Identified	<p>Required. Circle “Yes” if pathogen identified, “No” if otherwise; if “Yes”, indicate the pathogen identified on the antibiogram on page 2. If the pathogen was <i>C. difficile</i>, enter it under <i>Other Organisms</i> but do not include antibiogram.</p> <p>NOTE: Any infection reported as an MDRO or CDI must have a pathogen identified.</p>
Pathogen # for specified Gram-positive Organisms, Gram-negative Organisms, Fungal Organisms, or Other Organisms	Up to three pathogens may be reported. If multiple pathogens are identified, enter the pathogen judged to be the most important cause of infection as #1, the next most as #2, and the least as #3 (usually this order will be indicated on the laboratory report). If the species is not given on the lab report or is not found on the NHSN drop down list, then select the “spp” choice for the genus (e.g., <i>Bacillus natto</i> would be reported as <i>Bacillus</i> spp.).
Antimicrobial agent and susceptibility results	<p>Conditionally required if Pathogen Identified = Y.</p> <ul style="list-style-type: none"> For those organisms shown on the back of an event form, susceptibility results are required only for the agents listed. For organisms that are not listed on the back of an event form, the entry of susceptibility results is optional. <p>Circle the pathogen’s susceptibility result using the codes on the event forms. Additional antimicrobial agents and susceptibility results may be reported for up to a total of 20 agents.</p>
Custom Fields	<p>Optional. Up to 50 fields may be customized for local or group use in any combination of the following formats: date (MM/DD/YYYY), numeric, or alphanumeric.</p> <p>NOTE: Each custom Field must be set up in the Facility/Custom Options section of the application before the field can be selected for use.</p>



Data Field	Instructions for Form Completion
Comments	Optional. Enter comments for local use and the values entered. These fields may not be analyzed.

DRAFT



Instructions for Completion of MDRO and CDI Prevention Process and Outcome Measures Monthly Monitoring form (CDC 57.127)

Data Field	Instructions for Form Completion
Facility ID #	The NHSN-assigned facility ID number will be auto-entered by the computer.
Month	Required. Enter the 2-digit month during which surveillance was performed.
Year	Required. Enter the 4-digit year during which surveillance was performed.
Location Code	Required. Enter the code of the patient care location where the outcome measures monitoring was done.
Total Patient Days	<p>Conditionally Required. If this is a single inpatient location, enter the total number of patient days for this location for the month. If this is for FacWideIN location code, enter the total number of patient days for all facility inpatient locations, with the same CMS Certification Number (CCN), combined for the month. All of the facility's inpatient locations with the same CCN should be included, where denominators can be accurately collected and there is the possibility of the MDRO to be present, transmitted, and identified in that specific location. This means, patient care units with separate CCNs (e.g., inpatient rehabilitation facilities [IRF], skilled nursing facilities [SNF], etc.) should be excluded from FacWideIN counts.</p> <p>NOTE: in LDRP locations, moms and babies must both be counted separately (as two patients), except for <i>C. difficile</i> surveillance in which all babies from all neonatal/baby locations are excluded from the FacWideIN total counts.</p> <p>For further information on counting patient days, go to http://www.cdc.gov/nhsn/PDFs/PatientDay_SumData_Guide.pdf.</p>
Total Admissions	<p>Conditionally required. If this is a single inpatient location, enter the total number of admissions for this location for the month. If this is for FacWideIN location code, enter the total number of admissions for all facility inpatient locations, with the same CMS Certification Number (CCN), combined for the month. All of the facility's inpatient locations should be included, where denominators can be accurately collected and there is the possibility of the MDRO to be present, transmitted, and identified in that specific location. This means, patient care units with separate CCNs (e.g., inpatient rehabilitation facilities [IRF], skilled nursing facilities [SNF], etc.) should be excluded from FacWideIN counts.</p>



	<p>NOTE: in LDRP locations, moms and babies must both be counted separately (as two patients), except for <i>C. difficile</i> surveillance in which all babies from all neonatal/baby locations are excluded from the FacWideIN total counts.</p> <p>For further information on counting admissions, go to http://www.cdc.gov/nhsn/PDFs/PatientDay_SumData_Guide.pdf.</p>
Total Encounters	Conditionally required. If this is for LabID Event monitoring being performed in a single outpatient and/or emergency room location, enter the total number of encounters for the location for the month. If this is for LabID Event monitoring being performed at the FacWideOUT level, enter the total number of patient visits/encounters for all facility outpatient locations combined for the month. NOTE: An encounter is defined as a patient visit to an outpatient location. For <i>C. difficile</i> FacWideOUT, subtract counts from all baby outpatient locations.
Patient Days	Conditionally Required. If LabID <i>C. difficile</i> Events are being monitored at the FacWideIN level, then Total Patient Days (as calculated from guidance above) minus any patient days for NICU, SCN, or well-baby locations (e.g., nurseries, babies in LDRP) must be entered here.
Admissions	Conditionally Required. If LabID <i>C. difficile</i> Events are being monitored at the FacWideIN level, then Total Admissions (as calculated from guidance above) minus any admissions for NICU, SCN, or well-baby locations (e.g., Nurseries, babies in LDRP) must be entered here.
Encounters	Conditionally Required. If LabID <i>C. difficile</i> Events are being monitored at the FacWideOUT level, then Total Encounters, defined as a patient visit to an outpatient location (as calculated from guidance above), minus any encounters for well-baby clinics must be entered here.
For this quarter, what is the primary testing method for <i>C. difficile</i> used most often by your facility's laboratory or the outside laboratory where your facility's testing is performed?	Required. This question is completed in the last month of each calendar-year quarter (e.g., completed in March for Q1). Select from the choices listed the testing method used to perform <i>C. difficile</i> testing by your facility's laboratory or the outside laboratory where your facility's testing is done. If 'Other' is selected, please specify.
MDRO and CDI Infection Surveillance or LabID Event Reporting	
Infection Surveillance	Conditionally required. Selections for Infection Surveillance will be auto-filled if included in the Monthly Reporting Plan. Otherwise, select any MDRO or <i>C. difficile</i> organism for monitoring Infection Surveillance "off-plan" in the location during the time period



	specified.
LabID Event (All specimens)	Conditionally required. Selections for LabID Event reporting of All specimens will be auto-filled if included in the Monthly Reporting Plan. Otherwise, select any MDRO or <i>C. difficile</i> organism for monitoring LabID Events for All specimens “off-plan” in the location during the time period specified.
LabID Event (Blood specimens only)	Conditionally required. Selections for LabID Event reporting of Blood specimens only will be auto-filled if included in the Monthly Reporting Plan. Otherwise, select any MDRO for monitoring LabID Events for Blood specimens only “off-plan” at the facility-wide level during the time period specified.
Process Measures (Optional)	
<u>Hand Hygiene</u> Performed	Required for hand hygiene adherence process measures. Enter the total number of observed contacts during which an HCW touched either the patient or inanimate objects in the immediate vicinity of the patient and appropriate hand hygiene was <u>performed</u> (i.e., Hand Hygiene Performed).
Indicated	Required for hand hygiene adherence process measures. Enter the total number of observed contacts during which an HCW touched either the patient or inanimate objects in the immediate vicinity of the patient and therefore, appropriate hand hygiene was <u>indicated</u> (i.e., Hand Hygiene Indicated).
<u>Gown and Gloves</u> Used	Required for gown and gloves use adherence process measures. Among patients on Contact Precautions, enter the total number of observed contacts between an HCW and a patient or inanimate objects in the immediate vicinity of the patient for which gloves and gowns <u>had been donned</u> appropriately prior to the contact (i.e., Gown and Gloves Used).
Indicated	Required for gown and gloves use adherence process measures. Among patients on Contact Precautions, enter the total number of observed contacts between an HCW and a patient or inanimate objects in the immediate vicinity of the patient and therefore, gloves and gowns were <u>indicated</u> (i.e., Gown and Gloves Indicated).
<u>Active Surveillance Testing (For MRSA & VRE only)</u>	
Active Surveillance Testing performed	Required for active surveillance testing adherence process measures. For MRSA and VRE only. Selections for AST Performed will be auto-filled if included in the Monthly Reporting Plan. Otherwise, select either MRSA or VRE for which active surveillance testing is being done “off-plan” in the location during the time period specified.
Timing of AST	Required for active surveillance testing adherence process measures.



<ul style="list-style-type: none"> • Adm • Both 	<p>Choose the time period when surveillance testing will be performed.</p> <p>Specimens for AST can be obtained at the time of admission (Adm), or at the time of admission and for patients' stays of > 3 days, at the time of discharge/transfer (Both).</p>
<p>AST Eligible Patients</p> <ul style="list-style-type: none"> • All • NHx 	<p>Required for admission surveillance testing adherence process measures.</p> <p>If all admitted patients were tested choose All.</p> <p>Circle NHx if performing AST only on those patients admitted to the inpatient care location with no documentation at the time of admission of MRSA and/or VRE colonization or infection in ≤ 12 months (NHx). That is no specimen positive for MRSA and/or VRE for this patient during previous stays at this facility or from information provided by referring facilities in ≤ 12 months.</p>
<p><u>Admission AST</u></p> <ul style="list-style-type: none"> • Performed • Eligible 	<p>Required for admission surveillance testing adherence process measures.</p> <p>Enter the number of patients eligible for admission AST <u>and</u> who had a specimen obtained for testing ≤ 3 days of admission (i.e., Admission AST Performed).</p> <p>Enter the number of patients eligible for admission surveillance testing. (i.e., Admission AST Eligible)</p>
<p><u>Discharge/Transfer AST</u></p> <ul style="list-style-type: none"> • Performed • Eligible 	<p>Required for discharge/transfer active surveillance testing adherence process measures.</p> <p>For patients' stays > 3 days, enter the number of discharged or transferred patients eligible for AST <u>and</u> who had a specimen obtained for testing prior to discharge or transfer, not including the admission AST (i.e., Discharge/Transfer AST Performed).</p> <p>For patients' with stays of > 3 days, enter the number of patients eligible for discharge/transfer surveillance testing; were negative if tested on admission. (i.e., Discharge/Transfer AST Eligible).</p>
<p>Outcome Measures (Optional) - MRSA & VRE ONLY</p>	
<p><u>Prevalent Cases</u></p> <p>AST/Clinical Positive</p>	<p>Required for prevalent case - AST/clinical positive outcome measures.</p> <p>Enter the number of patients with MRSA and/or VRE isolated from a specimen collected for AST or for clinical reasons on admission (≤ 3 days) (i.e., the MRSA or VRE is not be attributed to this patient)</p>



	care location).
Known Positive	Enter the number of patients with documentation on admission of MRSA or VRE colonization or infection, from the admitting or referring facility, in ≤ 12 months (i.e., patient is known to be colonized or infected with MRSA and/or VRE within the last year). All MRSA or VRE colonized patients already in the ICU during the first month of surveillance should be considered “Known Positive”.
Incident Cases AST/Clinical Positive	Required for incident case - AST/clinical positive outcome measures. Enter the number of patients with a stay > 3 days: <ul style="list-style-type: none"> • With no documentation on admission of MRSA and/or VRE colonization or infection, from the admitting or referring facility, in ≤ 12 months (i.e., patient is not known to be colonized or infected with MRSA and/or VRE within the last year and is negative if tested on admission), <u>AND</u> • MRSA and/or VRE isolated from a specimen collected for AST or clinical reasons > 3 days after admission and up to discharge/transfer from the patient care location.
Custom Fields	Optional. Up to 50 fields may be customized for local or group use in any combination of the following formats: date (MM/DD/YYYY), numeric, or alphanumeric. NOTE: Each custom field must be set up in the Facility/Custom Options section of the application before the field can be selected for use.
Comments	Optional. Enter comments for local use and the values entered. These fields may not be analyzed.



Instructions for Completion of Laboratory-identified MDRO or CDI Event form (CDC 57.128)

Data Field	Instructions for Form Completion
Facility ID	The NHSN-assigned facility ID number will be auto-entered by the computer.
Event #	Event ID number will be auto-entered by the computer.
Patient ID	Required. Enter the alphanumeric patient ID. This is the patient identifier assigned by the hospital and may consist of any combination of numbers and/or letters. This should be an ID that remains the same for the patient across all visits and admissions.
Social Security #	Optional. Enter the 9-digit numeric patient Social Security Number.
Secondary ID	Optional. Enter any other patient ID assigned by the facility.
Medicare #	Optional. Enter the patient's Medicare number.
Patient Name, Last First, Middle	Optional. Enter the name of the patient. If available, data will be auto-entered from Patient Form.
Gender	Required. Circle M (Male), F (Female) or Other to indicate the gender of the patient.
Date of Birth	Required. Record the date of the patient birth using this format: MM/DD/YYYY.
Ethnicity (specify)	Optional. Enter the patient's ethnicity: Hispanic or Latino Not Hispanic or Not Latino
Race (specify)	Optional. Enter the patient's race: Select all that apply. American Indian or Alaska Native Asian Black or African American Native Hawaiian or Other Pacific Islander White
Event Details	
Event Type	Required. Event type = LabID.
Date Specimen Collected	Required. Enter the date the specimen was collected for this event using format: MM/DD/YYYY
Specific Organism Type	Required. Check the pathogen identified for this specimen from one of the following laboratory-identified organism types: MRSA, MSSA (if tracking MRSA & MSSA), VRE, CephR- <i>Klebsiella</i> , CRE- <i>E. coli</i> , CRE- <i>Klebsiella</i> , CRE- <i>Enterobacter</i> , MDR- <i>Acinetobacter</i> or <i>C. difficile</i> . Use one form per LabID event (i.e., 1 form for each pathogen). Note: if conducting surveillance for CRE, the facility must



Data Field	Instructions for Form Completion
	include all three CRE organisms (CRE- <i>E. coli</i> , CRE- <i>Klebsiella</i> , and CRE- <i>Enterobacter</i>) in monthly reporting plan and surveillance.
Outpatient	Required. Select “Yes” if the LabID Event is being reported from an outpatient location where there are no admissions (e.g., emergency department, observation unit, wound care clinic, etc.). If the patient was an outpatient, Date Admitted to Facility and Date Admitted to Location are not required.
Specimen Body Site	Required. Enter the main body site from which the specimen was taken using the description that is most specific. (e.g., digestive system, central nervous system, etc.)
Specimen Source	Required. Enter the specific anatomic site from which the specimen was taken using the source description that is most accurate from the available choices (e.g., bile specimen, specimen from brain, blood specimen, etc.)
Date Admitted to Facility	Conditionally required. Enter the date the patient was admitted to an inpatient unit in the facility using this format: MM/DD/YYYY. If the LabID Event was reported from an outpatient location, leave this blank. An inpatient is defined as a patient who is housed in an inpatient location of the healthcare facility. When determining a patient’s admission dates to both the facility and specific inpatient location, the NHSN user must take into account all such days, including any days spent in an inpatient location as an “observation” patient before being officially admitted as an inpatient to the facility, as these days contribute to exposure risk. Therefore, days spent in an inpatient location, regardless of the billing status of the patient, must be included in the counts of admissions and patient days for the facility and specific location. The means that the facility and admission dates must reflect the first day spent in the inpatient location regardless of the patients’ status as inpatient or observation.
Location	Conditionally required. Enter the inpatient, emergency department, or observation care unit/location where the patient was assigned when the laboratory-identified MDRO or <i>C. difficile</i> event specimen was collected (i.e., the NHSN “transfer rule” does not apply for LabID events). For 2015, this includes ALL identified in-plan specimens collected in the emergency department and/or observation locations when a facility is in-plan for facility-wide inpatient (FacWideIN) reporting, even if the patient is not subsequently admitted to an inpatient location in the same facility. Special Case: If a specimen collected in the facility’s own affiliated outpatient clinic is positive for an MDRO or CDI, and the patient it is collected from is admitted to the facility on the SAME calendar date into a location that



Data Field	Instructions for Form Completion
	<p>is monitoring LabID Events for the identified MDRO or CDI, then that specimen can be reported as the first specimen for the patient in that admitting inpatient location for the month. If the facility is also monitoring outpatient LabID Events for the same MDRO or CDI in the emergency department and/or affiliated outpatient clinic, then the same specimen for the patient would also be reported a second time for that outpatient location.</p>
<p>Date Admitted to Location</p>	<p>Conditionally required. Enter the <u>most recent</u> date the patient was admitted to the inpatient care unit/location where laboratory-identified monitoring is being performed and where the specimen was collected from the patient. Any days spent in an inpatient location, whether as an officially admitted patient or as an “observation” patient, contribute to exposure risk. An inpatient is defined as a patient who is housed in an inpatient location of the healthcare facility. Therefore, days spent in an inpatient location, regardless of the billing status of the patient, must be included in the counts of admissions for the facility and specific location. The means that the admission dates must reflect the first day spent in the inpatient location regardless of the patients’ status as inpatient or observation. Note: that because of existing business rules for edit checks in NHSN, the date of specimen collection must be the same calendar date or later than the location admission date.</p>
<p>Last physical overnight location of patient immediately prior to arriving into facility.</p>	<p>Conditionally required for specimens collected less than four days after admission into an inpatient unit; this includes specimens collected in the emergency department and/or observation locations. Using the available variables, select the location in which the patient spent the night immediately prior to arrival into the facility. Selections include: (1) Nursing Home/Skilled Nursing Facility, which includes; (2) Person Residence/Residential, which includes personal homes or assisted living environments in which 24/7 care is not provided in a group setting??? If the patient’s personal residence is a nursing home or skilled nursing facility, then your selection should be Nursing Home/Skilled Nursing Facility; (3) Other Inpatient Healthcare Setting (i.e., acute care hospital, inpatient rehabilitation facility/IRF, long term acute care facility/LTAC, etc.); and (4) Unknown</p>
<p>Has patient been discharged from your facility in the past 3</p>	<p>Required. Circle “Yes” if the patient has been discharged, after an inpatient stay, from your facility in the past three months, otherwise circle “No”.</p>



Data Field	Instructions for Form Completion
months?	<p>NOTE: Date of last discharge must be within 3 months (not 90 days) prior to Date Specimen Collected. For example, if the Date Specimen Collected is 08/01/2012, then the date of last discharge must be 05/01/2012 or later. If the Date Specimen Collected is 05/31/2012, then the date of last discharge must be on or after 03/01/2012. (Anything before 02/31/2012 is not allowed, but since 02/31/2012 is not a valid date, the earliest date possible is 03/01/2012.). Similarly, if the Date Specimen Collected is 12/31/2011, then the date of last discharge must be on or after 10/01/2011.</p>
Date of last discharge from your facility	<p>Conditionally Required. If the patient was an inpatient and discharged from your facility in the past 3 months (previous question is circled “Yes”), enter the most recent date of discharge prior to the current admission. Use format: MM/DD/YYYY.</p> <p>NOTE: This question is specific to discharge from a facility after being an inpatient in that facility. It is not applicable to a discharge from an outpatient encounter/visit (e.g., emergency department).</p>
Has the patient been discharged from another facility in the past 4 weeks>	<p>Circle “Yes” if the patient has been discharged, after an inpatient stay, from another facility in the past four weeks, otherwise circle “No”.</p>
Last discharging facility	<p>Conditionally Required. If the patient was discharged from an inpatient stay from another facility in the past four weeks, (previous question is circled “Yes”), select the most appropriate location from the provided list, which includes: (1) Nursing Home/Skilled Nursing Facility, including; (2) Other Inpatient Healthcare Setting (i.e., acute care hospital, inpatient rehabilitation facility/IRF, long term acute care facility/LTAC, etc.); or (3) Unknown</p>
Documented prior evidence of infection or colonization with this specific organism type from a previously reported LabID Event?	<p>Non-editable. This is a system auto-populated field and is based on prior months LabID Events. “Yes” or “No” will be auto-filled by the system only, depending on whether there is prior LabID Event entered for the same organism and same patient in the prior month. Cannot be edited by user. If there is a previous LabID event for this organism type entered in NHSN in a prior month, the system will auto-populate with a “Yes.”</p> <p>NOTE: This question is not used in the categorization of <i>C. difficile</i> or MRSA blood specimen only LabID Events.</p>
Custom Fields	



Data Field	Instructions for Form Completion
Custom Fields	Optional. Up to 50 fields may be customized for local or group use in any combination of the following formats: date (MM/DD/YYYY), numeric, or alphanumeric. NOTE: Each Custom Field must be set up in the Facility/Custom Options section of the application before the field can be selected for use.
Comments	Optional. Enter any information on the Event. This information may not be analyzed.