



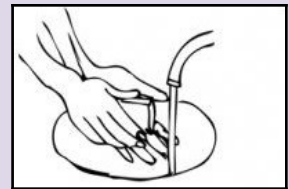
As part of the National Children's Study, we ask that you collect a rectal swab.

### IMPORTANT NOTES

- ✓ DO NOT touch the tip of the swab or the inside of the container.

### Instructions for collection of rectal swab:

1. Wash your hands with soap and water.



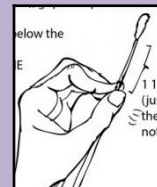
2. Remove your pants and underwear and either squat down or lift one of your legs onto the toilet.



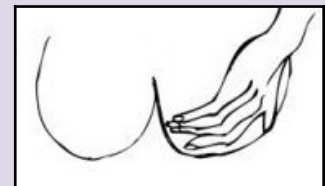
3. Remove the swab from the packaging.



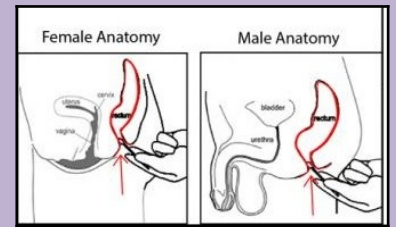
4. Hold the swab in your dominant hand, about 1.5 inches from the tip of the swab.



5. With the other hand, hold one cheek of your buttock to the side to allow for access to your rectum.



6. Insert the swab 0.5 inches into your rectum just until the head of the swab is in the rectum.



7. With a twisting motion, gently swab the inside of the rectum going around the area two times.

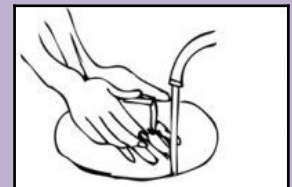


8. Slowly and gently remove the swab from your rectum.



9. Place the swab, tip down, into the container provided.

10. Wash hands and return the container to the data collector.



**Thank you for providing this sample!**

**For Office Use Only:**

Click here to insert Participant ID.

Click here to insert Respondent ID.

Click here to insert ROC contact information.