

Stage 1 Review PERSON & DATE	Date Received
Email notification to MAN	Certificate Status
Reviewer	Printed to AA
Email to processor	Sent to Database
CERT #	CATALOG #

View Queue	View Cert	Print Record	Check Sheet	Main Menu

Database

Family Info



Manufacturer:

Manuf Type: OEM POST-MANUFACTURE

Engine Type:

Model Year:

Engine Family:

Certificate Requested: EPA IMO

1. EPA Fee paid?: Yes No

2. EPA Fee paid date:

3. Certification Class:

4. Process Code:

5. Carry over:

If yes, list the previous family:

6. Send the certificate to:

14. Liters per cylinder, HP rating, and Category:

<input type="checkbox"/>	< 0.9 liters/cylinder, 37 kw or greater	(Category 1)
<input type="checkbox"/>	>= 0.9 --> <1.2, all ratings	(Category 1)
<input type="checkbox"/>	>= 1.2 --> <2.5, all ratings	(Category 1)
<input type="checkbox"/>	>= 2.5 --> <5.0, all ratings	(Category 1)
<input type="checkbox"/>	>= 5.0 --> <15.0, all ratings	(Category 2)
<input type="checkbox"/>	>= 15.0 --> <20.0, rating <3300 kw	(Category 2)
<input type="checkbox"/>	>= 15.0 --> <20.0, rating >= 3300 kw	(Category 2)
<input type="checkbox"/>	>= 20.0 --> <25.0, all ratings	(Category 2)
<input type="checkbox"/>	>= 25.0 --> <30.0, all ratings	(Category 2)
<input type="checkbox"/>	>= 30.0	(Category 3)

Name	<input type="text"/>	<input type="checkbox"/> Change of Address
Title	<input type="text"/>	<input type="checkbox"/> Official Cert. Rep?
Company	<input type="text"/>	
Address	<input type="text"/>	
Phone	<input type="text"/>	
Fax	<input type="text"/>	
Email	<input type="text"/>	

15. Method Of Aspiration:

16. Usage Of Engine:

17. Projected Sales: outside CA
 inside CA
 Total

18. Estimated Production Period: Start End

7. Manuf Family Name:

8. Engine Cycle:

9. Number of Cylinders:

10. Cylinder Configuration:

11. Emission Cont. system 1.

2.

3.

12. Fuel Type:

13. Fuel System Type:

19. Plant contact name:

20. Plant Location: Name and street address: Country:

21. Averaging, Banking, and Trading: Averaging Banking, and Trading? Yes No

FEL's: [FELs must be in g/kW-hr]

THC+NOx

PM

This engine family complies with the following NTE :

NTE explanation, if necessary

- 1.2 X STD
- 1.5 X STD
- 1.25 X STD
- Other
- N/A

23. Confidential Business Information (CBI):

CBI Until Introduction into Commerce <input type="text"/>	CBI Indefinitely
<u>Family Information</u>	

24. General Comments:

Stage 1 Review PERSON & DATE	Date Received
Email notification to MAN	Certificate Status
Reviewer	Printed to AA
Email to processor	Sent to Database
CERT #	CATALOG #



View Queue

Database

Test Info

Manufacturer:

Manuf Type: OEM POST-MANUFACTURE

Engine Type:

Model Year:

Engine Family:

Certificate Requested: EPA IMO

This record may contain CBI information

1. Test Data Set:	<input type="text"/>	9. Certification Fuel:	<input type="text"/>
2. Engine Code:	<input type="text"/>	10. Location of Testing:	<input type="text"/>
3. Engine Model:	<input type="text"/>		
4. Number of Cylinders:	<input type="text"/>		
5. Displacement per cylinder:	<input type="text"/>	11. Test cycle:	<input type="text"/>
6. Engine I.D. Number:	<input type="text"/>	If Special or Alternate, give discription:	<input type="text"/>
7. Rated Power(kW)	<input type="text"/>	@	
@ Rated RPM:	<input type="text"/>		
8. Torque (NM) @	<input type="text"/>	12. Useful life period	<input type="text"/>
Intermediate Engine	<input type="text"/>	Useful life explanation, if necessary	<input type="text"/>
RPM:	<input type="text"/>		

13. Official Test Results

All results must be in g/kW-hr

Date:	<input type="text"/>	<input type="text"/>	<input type="text"/>	14. Deterioration Factors, if applicable
	Test 1	Test 2	Test 3	
Total Hydrocarbon	<input type="text"/>	<input type="text"/>	<input type="text"/>	<input type="text"/>
NOx	<input type="text"/>	<input type="text"/>	<input type="text"/>	<input type="text"/>
PARTICULATE	<input type="text"/>	<input type="text"/>	<input type="text"/>	<input type="text"/>
CARBON MONOXIDE	<input type="text"/>	<input type="text"/>	<input type="text"/>	<input type="text"/>

15. Certification Levels (Deteriorated Test Results)

		STDs	FELs
	All results must be in g/kW-hr	Fill in the appropriate standard or NOx limit	
NOx only Tier 1 or IMO	<input type="text"/>	<input type="text"/>	<input type="text"/>
Total Hydrocarbon + NOx	<input type="text"/>	<input type="text"/>	<input type="text"/>
PARTICULATE	<input type="text"/>	<input type="text"/>	<input type="text"/>
CARBON MONOXIDE	<input type="text"/>	<input type="text"/>	<input type="text"/>

16. NOx Reducing Device?: Yes No

IMO only

17. Is the Parent Engine base on highest NOx?: Yes No

IMO only

If NO, specify criteria for selection of Parent Engine:

18. CBI:

[Test](#)
[Info.](#)

CBI Until	CBI Indefinitely

10. CBI:

CBI Until Introduction into Commerce	CBI Indefinitely
<input type="text"/>	
Model Information	
<input type="text"/>	<input type="text"/>

Stage 1 Review PERSON & DATE	Date Received
Email notification to MAN	Certificate Status
Reviewer	Printed to AA
Email to processor	Sent to Database
CERT #	CATALOG #



View Queue

Database

Parts Info.

Manufacturer:

Manuf Type: OEM POST-MANUFACTURE

Engine Type:

Model Year:

Engine Family:

Certificate Requested: EPA IMO

This record may contain CBI information

1.Engine Code	2.Engine Model	3. Injection Pump	4. Injector	5. Turbo Charger	6. Electronic Control Module	7. After Treatment Device (Specify)	8. After Cooler	<i>Blank for a</i>

Stage 1 Review PERSON & DATE	Date Received
Email notification to MAN	Certificate Status
Reviewer	Printed to AA
Email to processor	Sent to Database
CERT #	CATALOG #



View Queue

Database

Tech.Desc.

Manufacturer:

Manuf Type: OEM POST-MANUFACTURE

Engine Type:

Model Year:

Engine Family:

Certificate Requested: EPA IMO

This record may contain CBI information

1. Adjustable Parameters:

Parameter(s)	Adjustable Range (or NA)	Tamper Resistance Method (or NA)

2. Auxillary Emission Control Device (AECD), if applicable:

AECD Name	Does the AECD reduce the effectiveness of the emission control system?
	<input type="checkbox"/> Yes <input type="checkbox"/> No
	<input type="checkbox"/> Yes <input type="checkbox"/> No
	<input type="checkbox"/> Yes <input type="checkbox"/> No
	<input type="checkbox"/> Yes <input type="checkbox"/> No
	<input type="checkbox"/> Yes <input type="checkbox"/> No
	<input type="checkbox"/> Yes <input type="checkbox"/> No
	<input type="checkbox"/> Yes <input type="checkbox"/> No
	<input type="checkbox"/> Yes <input type="checkbox"/> No
	<input type="checkbox"/> Yes <input type="checkbox"/> No
	<input type="checkbox"/> Yes <input type="checkbox"/> No

3. Engine Sensor Information and Software Control, if applicable:

AECD(s) Used

Sensed Parameter

Outputs controlled by that input:


AECD(s) Used	Sensed Parameter	Outputs controlled by that input:				

4. Technical Description:


- Basic e
- Fuel sy
- Igniti
- Intake
- Emissi
- Auxilla
- exhaus

5. Confidential Business Information:

CBI Until	CBI Indefinitely
-----------	------------------

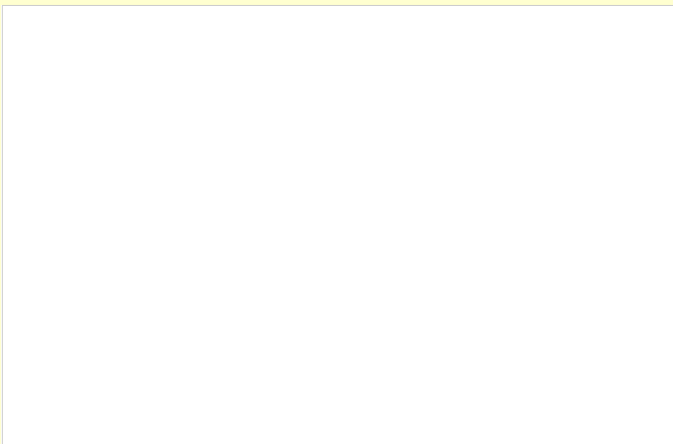


6. Injection Timing Maps - Insert copies in container field (Right-click, Insert Object, then navigate to the file)

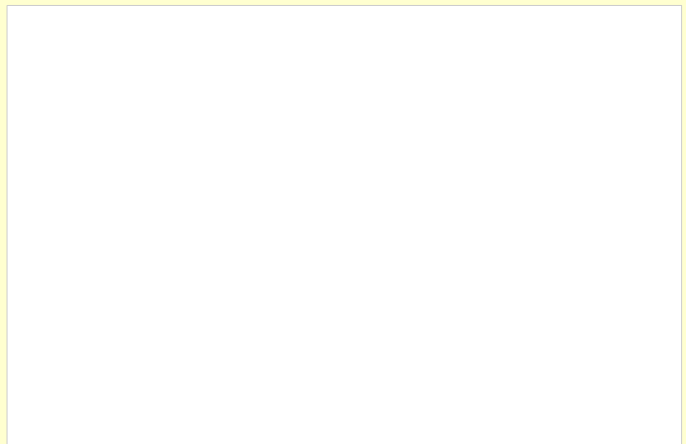


7. Diagrams/Nox technical file (IMO), pdf files, etc. - Insert copies in container field (Right-click, Insert Object, then navigate to the file)

1. Diagrams/ Drawings/Schematics:



2. Diagrams/ Drawings/Schematics:



3. Diagrams/ Drawings/Schematics:

4. Diagrams/ Drawings/Schematics:

Stage 1 Review PERSON & DATE	Date Received
Email notification to MAN	Certificate Status
Reviewer	Printed to AA
Email to processor	Sent to Database
CERT #	CATALOG #

Database

IMO Info.

Manufacturer:

Manuf Type: OEM POST-MANUFACTURE

Engine Type:

Model Year:

Engine Family:

Certificate Requested: EPA IMO

This record may contain CBI information

Particulars of the engine

1. Name & Address of the manufacturer:

2. Place of engine build:

3. Date of engine build:

4. Place of pre-certification survey:

5. Date of pre-certification survey:

6. Technical file identification number:


7. On-board NOx verification procedures identification number:

8. Models covered by the parent engine:

9. Confidential Business Information:


CBI Until Introduction into Commerce	CBI Indefinitely
<input type="text"/>	
<u>IMO Information</u>	
<input type="text"/>	<input type="text"/>
<input type="text"/>	<input type="text"/>
<input type="text"/>	<input type="text"/>
<input type="text"/>	<input type="text"/>
<input type="text"/>	<input type="text"/>

Statement of Compliance



**Certification Team Leader
Engine Compliance Programs Group
U.S. Environmental Protection Agency
Mail Code: 6403-J
Washington, DC 20460**

Dear Certification Team Leader:



Sincerely,

