

## Appendix A – Data collection instruments

### Appendix A, Part 1: Invitation to participate in taxonomy tree test study

*The following general bulletin will be issued:*

**Subject:** 15 Minute Survey on Healthcare Terms

Dear Newsletter Recipient:

At AHRQ we are continually updating our web site to make it easier for people like you to use. We have just created a new taxonomy with the goal of making information on the site easier to find, and we'd like your help in testing it!

We'd like you to do a survey that will take approximately 15 minutes. You will be asked 12 questions such as "where would you find information about Long-term Care Facilities?" You will be presented with a list of category and subcategory names from which you can select the category and subcategory most likely to contain the information requested. When you locate the spot, you'll select the "I'd find it here" button.

All responses will be anonymous. To protect your privacy, a random number will be assigned to your survey when you go to the survey site. Your email address will not be recorded, or associated in any way with your responses.

If you have any questions or concerns please email [cassandra.moore@ahrq.hhs.gov](mailto:cassandra.moore@ahrq.hhs.gov) for a prompt reply.

The study will be open for only two weeks or less to hit our target of 400 respondents. We look forward to hearing what you think! Click the link below to ensure your voice is heard.

[Take me to the survey.](#)

Best regards,

The AHRQ Office of Communications and Knowledge Transfer.

## Appendix A, Part 2: Sequence of Screens seen by the Participant

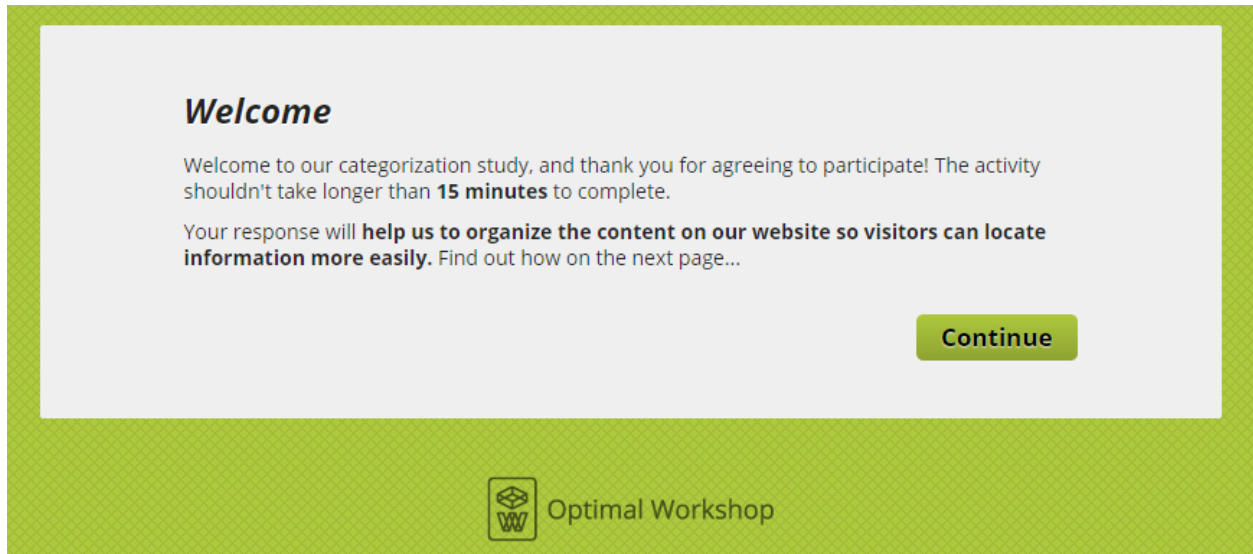


Figure 1: Page participant sees after clicking link "Take me to the survey."

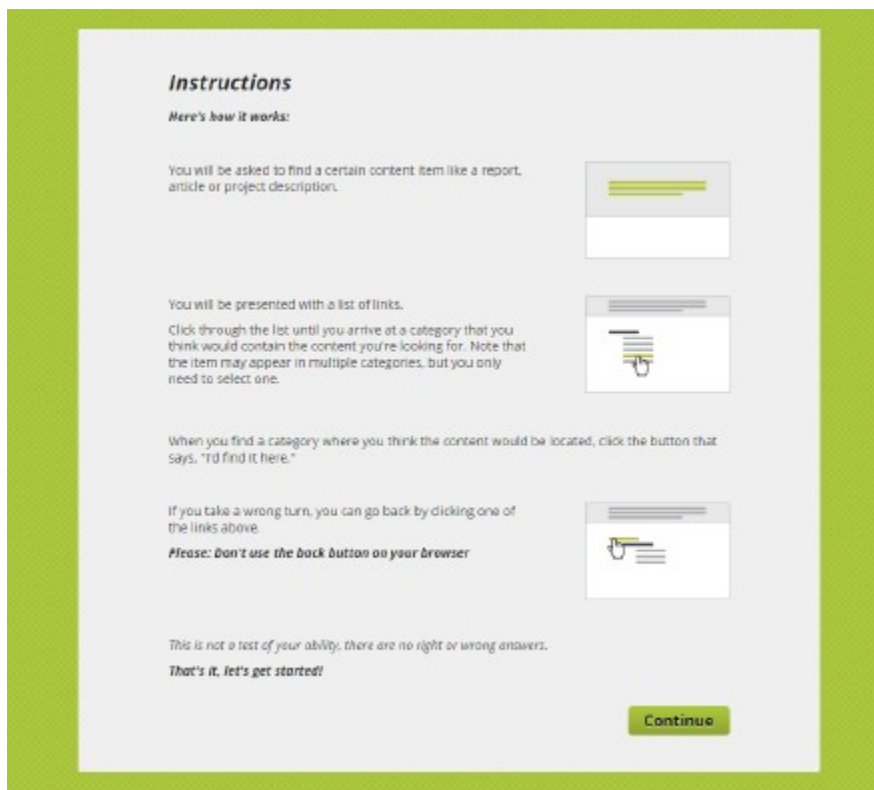


Figure 2: Page participant sees after clicking "Continue" in Figure 1.

**Before we begin**

Please tell us a little about yourself.

\* indicates required fields

---

**Which of the following best describes your professional affiliation? \***

- Healthcare Provider
- Researcher
- Policymaker or Administrator
- Patient or Consumer
- Other

---

**How long have you been using AHRQ.gov? \***

- I haven't visited AHRQ.gov
- Less than 1 year
- 1 to 5 years
- More than 5 years

---

**What do you typically come to AHRQ.gov to do? \***

---

**Are you an AHRQ employee? \***

- Yes
- No

---

**Are you a resident of the United States of America? \***

- Yes
- No

---

**Continue**

Figure 3: Page participant sees after clicking “Continue” in Figure 2. The pre-test questions enable segmentation of audience groups for analysis of results.

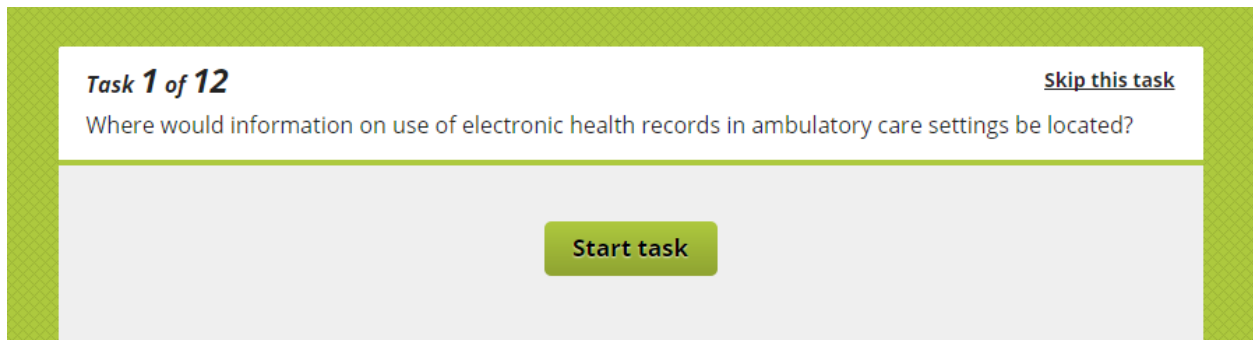


Figure 4: Page participant sees after clicking "Continue" in Figure 3. Task is described. Note that participant can elect to skip the task.



Figure 5: Page participant sees after clicking "Start Task" in Figure 4. Task description remains at the top of the page and the top level of taxonomic hierarchy is displayed. Participants select a category.

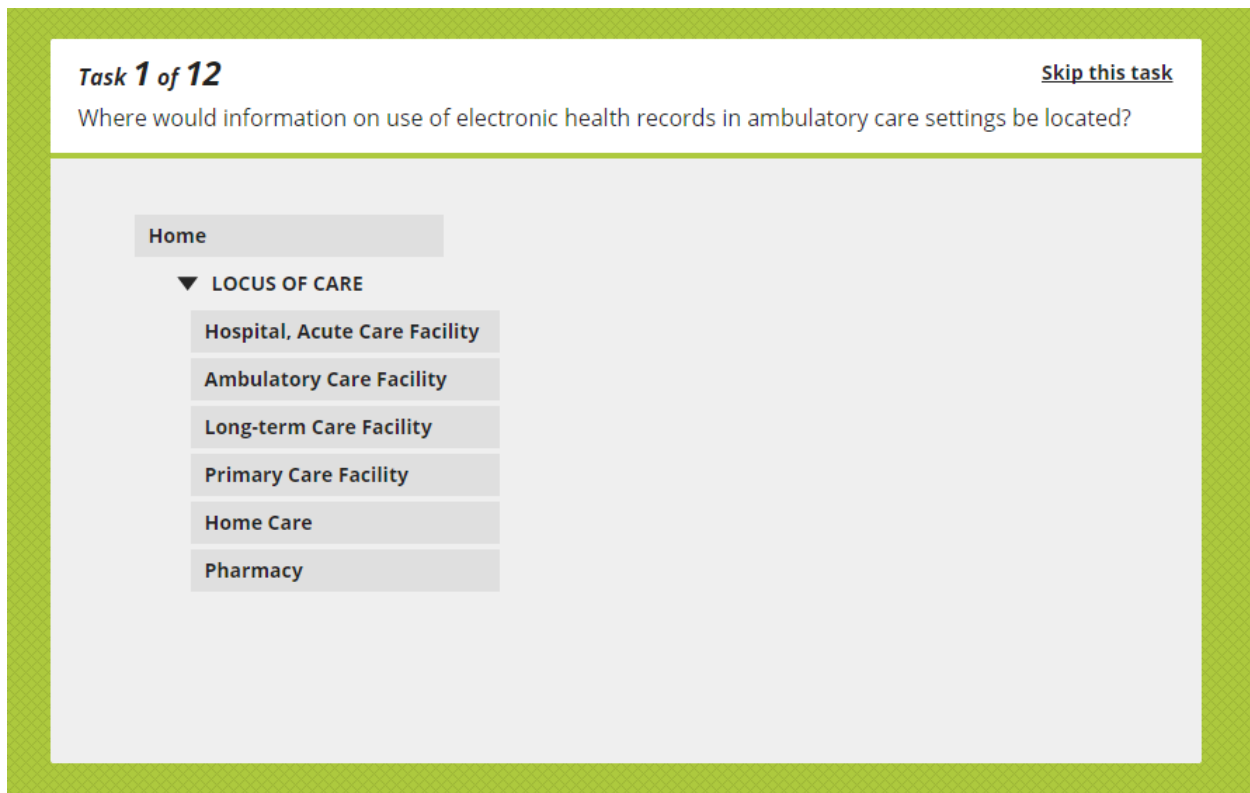


Figure 6: Page participant sees after clicking one of the categories in Figure 4. Note that the participant can go back up the hierarchy if they are not satisfied with the category they've selected. Participants select a sub-category.

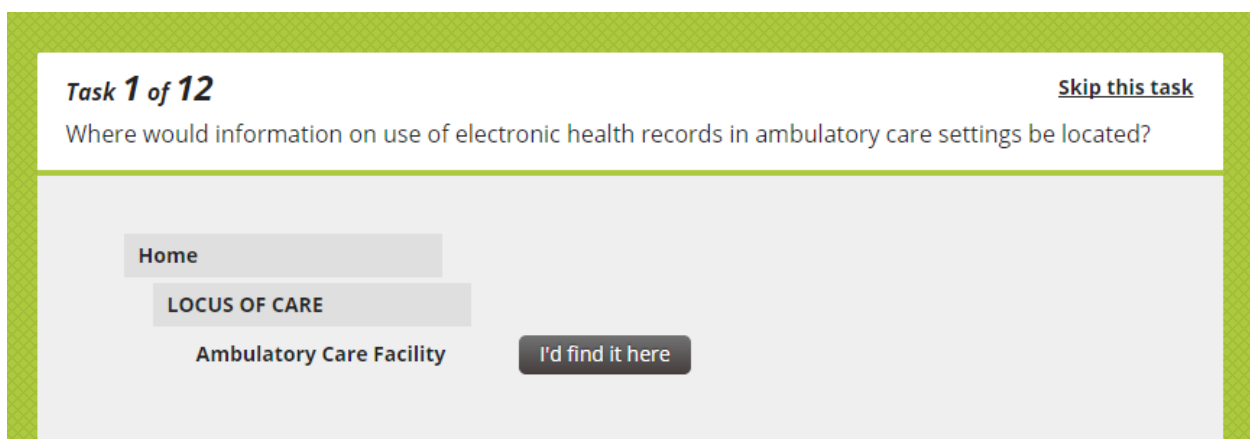


Figure 7: Page participant sees after clicking one of the sub-categories in Figure 5. Note that the participant can go back up the hierarchy if they are not satisfied with the sub-category they've selected. Clicking "I'd find it here" ends task 1 and the participant is shown task 2 which looks like Figure 4.

## Appendix A, Part 3: All possible questions and correct answers

The screenshot displays the 'AHRQ Taxonomy Test' interface in the Optimal Workshop application. The top navigation bar includes the Optimal Workshop logo, 'My Account', 'Support', and 'Sean Fitzpatrick'. Below this, a secondary navigation bar shows 'Treejack', 'OptimalSort', and 'Chalkmark'. The main content area is titled 'AHRQ Taxonomy Test' and includes 'Save', 'Preview', and 'Launch' buttons. A secondary navigation bar contains 'Settings', 'Tree', 'Tasks', 'Messages', 'Questionnaire', and 'Appearance', with a 'TIPS' button on the right. The 'Tasks' section is active, showing four numbered questions. Each question has a text box for the question, a 'Correct answers' button, and a trash icon. Below each question is a list of taxonomy tags. The 'Options' section on the right includes checkboxes for 'Allow participants to skip tasks they do not wish to complete' and 'Randomize task order when presented to participants to reduce bias', and a dropdown for 'Show each participant' set to '12'.

**Optimal Workshop** My Account Support Sean Fitzpatrick

Treejack OptimalSort Chalkmark

**AHRQ Taxonomy Test** Save Preview Launch

Settings Tree **Tasks** Messages Questionnaire Appearance TIPS

**Tasks** Options

1 You are looking for a final report on reducing the incidence of Central Line-Associated Bloodstream Infection (CLABSI) among hospital patients. Where might you find it? Correct answers

PATIENT SAFETY > Adverse Medical Events  
CONTENT TYPE > Article, Report, Publication  
AUDIENCE > Healthcare Provider  
LOCUS OF CARE > Hospital, Acute Care Facility

2 You would like to use the Comprehensive Unit-based Safety Program (CUSP) Toolkit to improve the way your clinical staff members work together. Where can you find it? Correct answers

PATIENT SAFETY > Culture of Patient Safety  
EFFECTIVENESS OF CARE > Teamwork  
CONTENT TYPE > Toolkit, Curriculum Tools  
AUDIENCE > Healthcare Provider  
AHRQ PROGRAM OR PROJECT > Comprehensive Unit-based Safety Program (CUSP)

3 Please locate information about the effectiveness and risks of long-term opioid treatment for chronic pain. Correct answers

EFFECTIVENESS OF CARE > Comparative Effectiveness  
CONTENT TYPE > Summary, Abstract, Highlights  
AUDIENCE > Healthcare Provider  
STAGE OF CARE > Chronic  
CONDITION > Brain, Nerve and Sensory  
TREATMENT > Medications

4 You're interested in evaluating the "meaningful use" of electronic health record software. Where would you find this information? Correct answers

EFFECTIVENESS OF CARE > Technology  
CONTENT TYPE > Article, Report, Publication  
AUDIENCE > Researcher  
AUDIENCE > Policymaker, Administrator

Allow participants to skip tasks they do not wish to complete  
Randomize task order when presented to participants to reduce bias  
Show each participant 12 task(s)

Figure 8: Questions 1-4

5 You'd like to know the 5 most expensive healthcare conditions children can have. Where would this information be located?

EFFICIENCY OF CARE > Cost  
 POPULATION > Children & Infants  
 CONDITION > Brain, Nerve and Sensory  
 CONDITION > Breathing  
 CONDITION > Mental Disorders

6 Where would trends and projections in inpatient hospital utilization be found?

EFFICIENCY OF CARE > Utilization  
 CONTENT TYPE > Statistical Brief  
 AUDIENCE > Policymaker, Administrator  
 LOCUS OF CARE > Hospital, Acute Care Facility

7 You want a review or meta-analysis of what works to prevent childhood obesity. Where would you look?

EFFECTIVENESS OF CARE > Comparative Effectiveness  
 PATIENT-CENTERED CARE > Outcomes Research, PCOR  
 CONTENT TYPE > Review, Synthesis  
 STAGE OF CARE > Prevention, Screening  
 POPULATION > Children & Infants  
 CONDITION > Obesity

8 Please find information about cancer survivors' experiences interacting with health care professionals.

PATIENT-CENTERED CARE > Communication  
 CONTENT TYPE > Statistical Brief  
 CONDITION > Cancer

9 Please find information about the cost of employer-sponsored health insurance in the private sector.

EFFICIENCY OF CARE > Cost  
 EQUABILITY OF CARE > Access to Care, Insurance  
 CONTENT TYPE > Statistical Brief  
 AUDIENCE > Researcher  
 AUDIENCE > Policymaker, Administrator

10 Where would you find the National Healthcare Disparities Report?

EQUABILITY OF CARE > Disparities  
 CONTENT TYPE > Article, Report, Publication  
 AUDIENCE > Policymaker, Administrator  
 LOCUS OF CARE > Pharmacy  
 STAGE OF CARE > Primary  
 POPULATION > Minorities

Figure 9: Questions 5-10



**11** You would like to use the Community Pharmacy Survey on Patient Safety Culture to evaluate your pharmacy's performance. Where would you find it?

PATIENT SAFETY > **Culture of Patient Safety**  
 MEASURING QUALITY & SAFETY > **Diagnostic Tools**  
 CONTENT TYPE > **Toolkit, Curriculum Tools**  
 AUDIENCE > **Healthcare Provider**  
 LOCUS OF CARE > **Pharmacy**  
 TREATMENT > **Medications**

Correct answers

**12** Please locate information about trends in health insurance coverage for the working poor.

EQUABILITY OF CARE > **Access to Care, Insurance**  
 POPULATION > **Low-Income**

Correct answers

**13** Please locate information about Pediatric Quality Measures.

MEASURING QUALITY & SAFETY > **Quality Indicators, Measures**  
 AUDIENCE > **Researcher**  
 AUDIENCE > **Policymaker, Administrator**  
 POPULATION > **Children & Infants**  
 AHRQ PROGRAM OR PROJECT > **Children's Health Insurance Program Reauthorization Act (CHIPRA)**

Correct answers

**14** Where would you find the Guide to Clinical Preventive Services for 2014?

CONTENT TYPE > **Article, Report, Publication**  
 CONTENT TYPE > **Guidelines, Handbooks**  
 AUDIENCE > **Healthcare Provider**  
 LOCUS OF CARE > **Primary Care Facility**  
 STAGE OF CARE > **Prevention, Screening**  
 AHRQ PROGRAM OR PROJECT > **U.S. Preventive Services Task Force (USPSTF)**

Correct answers

**15** You want guidance in improving the way health risk assessments are done in your primary care office. Where will you look?

PATIENT-CENTERED CARE > **Communication**  
 MEASURING QUALITY & SAFETY > **Diagnostic Tools**  
 AUDIENCE > **Healthcare Provider**  
 STAGE OF CARE > **Primary**

Correct answers

**16** Please locate information on building quality improvement capacity in primary care practices.

CONTENT TYPE > **Article, Report, Publication**  
 AUDIENCE > **Healthcare Provider**  
 LOCUS OF CARE > **Primary Care Facility**  
 STAGE OF CARE > **Primary**

Correct answers

Figure 10: Questions 11-16



17 Please find information about the Children's Health Insurance Program Reauthorization Act (CHIPRA). Correct answers

EQUABILITY OF CARE > Access to Care, Insurance  
 MEASURING QUALITY & SAFETY > Quality Indicators, Measures  
 CONTENT TYPE > Article, Report, Publication  
 AUDIENCE > Healthcare Provider  
 AUDIENCE > Researcher  
 AUDIENCE > Policymaker, Administrator  
 POPULATION > Children & Infants  
 AHRQ PROGRAM OR PROJECT > Children's Health Insurance Program Reauthorization Act (CHIPRA)

18 AHRQ has funded research on care of people with Multiple Chronic Conditions (MCC). Please find it. Correct answers

LOCUS OF CARE > Long-term Care Facility  
 STAGE OF CARE > Chronic  
 CONDITION > Breathing  
 CONDITION > Cancer  
 CONDITION > Diabetes

19 Where would you find information about a Patient-Centered Medical Home? Correct answers

PATIENT-CENTERED CARE > Medical Home, PCMH  
 CONTENT TYPE > Article, Report, Publication  
 AUDIENCE > Healthcare Provider  
 LOCUS OF CARE > Primary Care Facility  
 STAGE OF CARE > Primary

20 Where would information on use of electronic health records in ambulatory care settings be located? Correct answers

EFFECTIVENESS OF CARE > Technology  
 AUDIENCE > Healthcare Provider  
 AUDIENCE > Researcher  
 AUDIENCE > Policymaker, Administrator  
 LOCUS OF CARE > Ambulatory Care Facility

21 You're interested in the success rates of different therapies for children with autism spectrum disorder. Where would you find that information? Correct answers

EFFECTIVENESS OF CARE > Comparative Effectiveness  
 AUDIENCE > Healthcare Provider  
 AUDIENCE > Researcher  
 POPULATION > Children & Infants  
 CONDITION > Behavior  
 CONDITION > Brain, Nerve and Sensory  
 CONDITION > Mental Disorders

Figure 11: Questions 17-21

⋮

**22**

Where would information about the National Guideline Clearinghouse be found?

Correct answers

CONTENT TYPE > **Guidelines, Handbooks**

AUDIENCE > **Healthcare Provider**

AUDIENCE > **Researcher**

LOCUS OF CARE > **Hospital, Acute Care Facility**

LOCUS OF CARE > **Ambulatory Care Facility**

LOCUS OF CARE > **Long-term Care Facility**

LOCUS OF CARE > **Primary Care Facility**

STAGE OF CARE > **Prevention, Screening**

STAGE OF CARE > **Primary**

AHRQ PROGRAM OR PROJECT > **National Guideline Clearinghouse (NGC)**

TREATMENT > **Medications**

⋮

**23**

You are looking for a statistical brief called "National Inpatient Hospital Costs: The Most Expensive Conditions by Payer". Where might you find it?

Correct answers

EFFICIENCY OF CARE > **Cost**

CONTENT TYPE > **Statistical Brief**

AUDIENCE > **Researcher**

AUDIENCE > **Policymaker, Administrator**

LOCUS OF CARE > **Hospital, Acute Care Facility**

STAGE OF CARE > **Acute Care**

CONDITION > **Breathing**

CONDITION > **Cancer**

CONDITION > **Heart and Blood Vessel**

CONDITION > **Infectious Disease**

CONDITION > **Muscle, Bone and Joints**

⋮

**24**

Please find the National Healthcare Quality Report, Chapter 10, Access to Healthcare.

Correct answers

EQUABILITY OF CARE > **Access to Care, Insurance**

MEASURING QUALITY & SAFETY > **National Healthcare Quality Report**

CONTENT TYPE > **Article, Report, Publication**

AUDIENCE > **Researcher**

AUDIENCE > **Policymaker, Administrator**

[+ Add task](#)

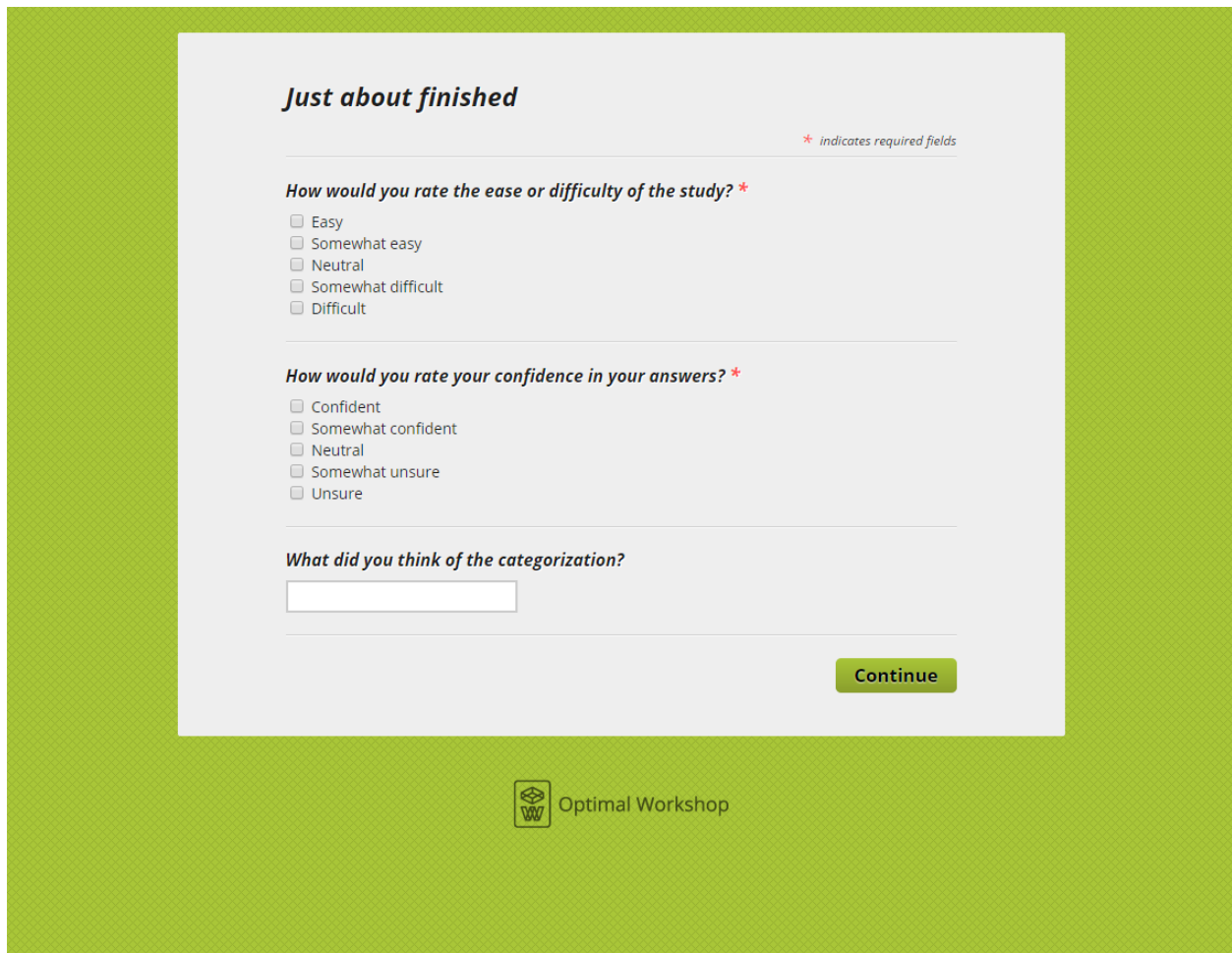
[Services](#) [Support](#) [Blog](#) [Twitter](#) [Facebook](#)

Use of Optimal Workshop signifies agreement with our [Privacy Policy](#) and [Terms of Service](#).

© 2014 Optimal Product Ltd trading as Optimal Workshop. All rights reserved.

Figure 12: Questions 22-24

## Appendix A, Part 4: Post-study questions and thank you



**Just about finished**

\* indicates required fields

**How would you rate the ease or difficulty of the study? \***

- Easy
- Somewhat easy
- Neutral
- Somewhat difficult
- Difficult

**How would you rate your confidence in your answers? \***

- Confident
- Somewhat confident
- Neutral
- Somewhat unsure
- Unsure

**What did you think of the categorization?**

**Continue**


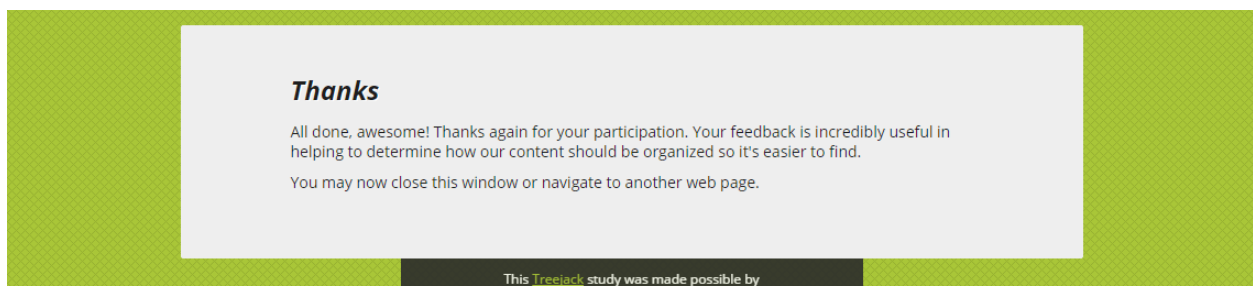
 Optimal Workshop

Figure 13: Screen seen by participant after having viewed 12 of the 24 possible questions.



**Thanks**

All done, awesome! Thanks again for your participation. Your feedback is incredibly useful in helping to determine how our content should be organized so it's easier to find.

You may now close this window or navigate to another web page.

This Treejack study was made possible by

Figure 14: Screen seen by participant after clicking “Continue” in Figure 13.