

Attachment G - Sample Grantee Report

NBCCEDP Program Implementation - DP12-1205 - PY1 (July 2012 - June 2013)

PROGRAM	REPORT PRODUCED	CONSULTANT
State X	9/3/2014	Jane Doe

A. CLIENT ELIGIBILITY

Table A1. Federal Poverty Level					Table A3. Eligibility Restrictions		
State X	FPL Level	200%	250%	Other FPL		State X	Grantees, %
250%	Grantees, n	19	45	3	US Citizen	.	15%
Table A2. Insurance Status					State Resident	.	46%
	Only uninsured	Both uninsured and under-insured			Tribal Affiliate	Yes	6%
Grantees, n	8	59			No restrictions	.	39%
State X	Both uninsured and under-insured women were eligible for BCCEDP services				Other	.	6%

Table A4. Minimum Age for Routine Screening

	Minimum Age Reported	Mode, age	Minimum Age Groups				
	State X	All Grantees	Grantees, n <21 years	Grantees, n 21-29 years	Grantees, n 30-39 years	Grantees, n 40-49 years	Grantees, n 50 years
Clinical Breast Exam	18	40	5	14	7	35	6
Mammography	50	40	0	0	0	49	18
Pap Test	18	21	2	31	9	23	2
Pap with HPV co-Testing	21	30	1	6	35	22	2

B. CLINICAL SERVICE DELIVERY

Clinic Service Reimbursement Model	
State X	Employed/Contracted Service Provider (Grantee uses BCCEDP funds to employ or contract with service providers for screening and/or diag.stic services; uses other vendor for cytology, radiology, etc.)

Figure B1. NBCCEDP Primary Care Settings for Screening

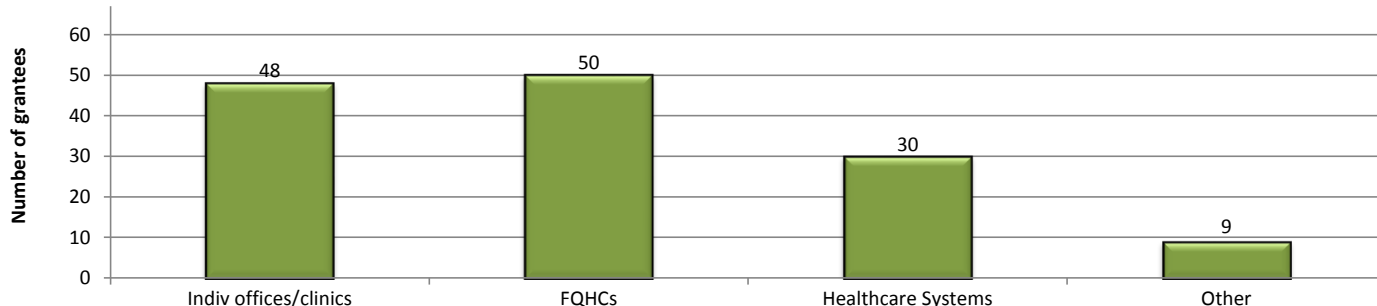


Table B1. Number of Primary Care Sites used by Grantee for Screening

	Individual/ Group PCP sites or clinics	FQHCs	Health care systems/clinics associated with an insurer	Indian Health Service/Tribal Health Organizations	Other
State X	0	0	0	6	0
All Grantees, Range	1-1487	1-105	0-309	1-25	0-76

Shaded area in Table A3 indicates age group is outside of USPSTF screening recommendations. Overall grantee data are presented only as reference and are not meant for direct comparison.

NBCCEDP Program Implementation - DP12-1205 - PY1 (July 2012 - June 2013)

PROGRAM	REPORT PRODUCED	CONSULTANT
State X	9/3/2014	Jane Doe

C. COMMUNITY HEALTH WORKERS (CHWs) AND PATIENT NAVIGATORS/CASE MANAGERS (PNs/CMs)

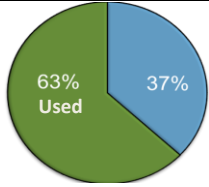


Figure C1. Grantees using Community Health Workers

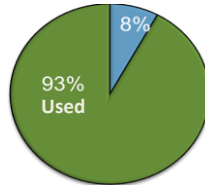


Figure C2. Grantees using PNs/CMs to assist BCCEDP clients through screening

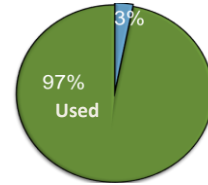


Figure C3. Grantees using PNs/CMs to assist BCCEDP clients through diagnostic testing

Table C1. CHW Activities

Activity	State X	Grantees, n
Outreach to community orgs/members	Yes	35
In-reach to contact women for re-screening	Yes	29
One-on-One education	Yes	34
Group education	Yes	31
Peer counseling and support	Yes	19
Connect women to health care facility	Yes	35
Refer/assist women w/ insurance enrollment	Yes	20
Assist women to address barriers to screening	.	34
Other	Yes	2

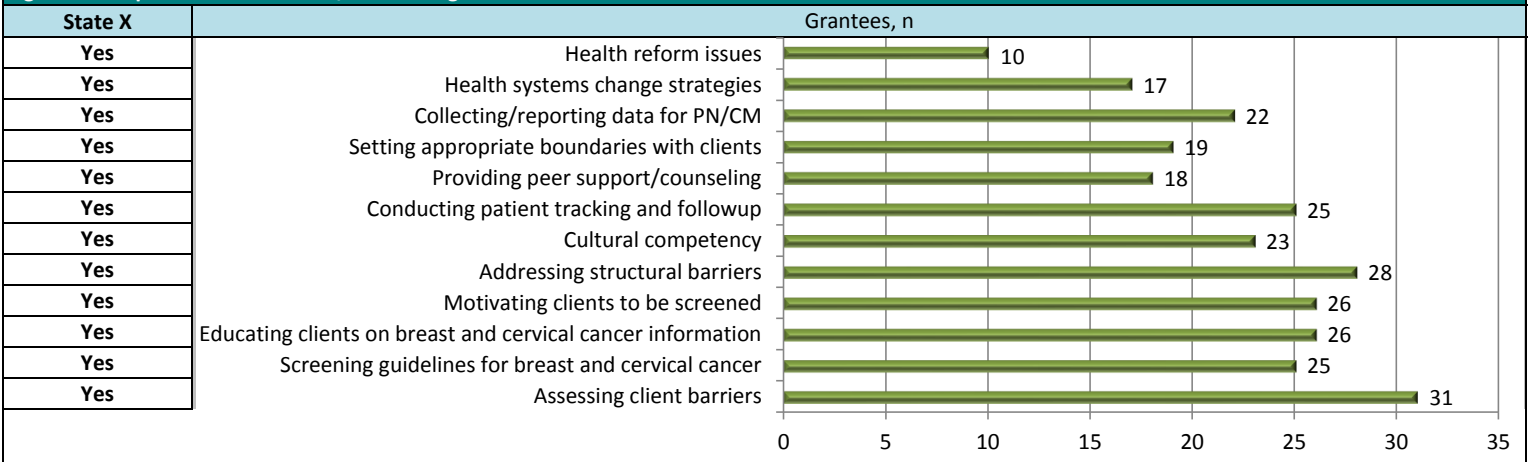
Table C2. Patient Navigation/Case Management Activities for Cancer Screening and Diagnostic Testing

Activity	Screening		Diagnostic	
	State X	Grantees, n	State X	Grantees, n
Assessment of patient barriers to screening	Yes	53	Yes	58
Patient education	Yes	56	Yes	61
Provide peer support/counseling	Yes	35	Yes	40
Schedule appointments for screening/diagnostics	Yes	59	Yes	59
Arrange/provide transportation, translation, child or elder care services	.	48	.	48
Make reminder calls for screening	Yes	48	Yes	47
Track/follow-up clients to ensure screening	Yes	53	Yes	60
Make recommendations that support client adherence	Yes	37	Yes	41
Collect and report data about PN/CM service delivery	Yes	36	Yes	37
Other activities	Yes	1	.	3

D. TRAINING OF COMMUNITY HEALTH WORKERS (CMWs) AND PATIENT NAVIGATORS (PNs)

State X	Program provided structured CHW training program	Yes, BCCEDP-Provided PN/CM Training
	Program paid for CHW training offered by others	
	Program provided structured PN/CM training	
	Program paid for PN/CM training offered by others	

Figure D1: Topics Addressed in PN/CM Training



NBCCEDP Program Implementation - DP12-1205 - PY1 (July 2012 - June 2013)

PROGRAM	REPORT PRODUCED	CONSULTANT
State X	9/3/2014	Jane Doe

E. NON-SCREENING PROGRAM ACTIVITIES

Table E1. Grantees Implementation and Evaluation of non-Screening Activities

			State X				
			State X	Grantees, n	Process Evaluation	Outcome Evaluation	
Community Guide Strategies	Small Media	BCCEDP Audiences	Yes	66	Yes	.	
		Non-BCCEDP Audiences	Yes	63			
	Client Reminders	BCCEDP Clients	Yes	60	Yes	.	
		Non-BCCEDP Clients	.	19			
	Reducing Structural Barriers	BCCEDP Clients	Yes	58	Yes	.	
		Non-BCCEDP Clients	Yes	27			
	Provider Reminders	BCCEDP Providers	Yes	42	.	Yes	
		Non-BCCEDP Providers	.	5			
	Provider Assessment & Feedback	Used clinical program data to produce feedback reports on any core performance indicators for BCCEDP providers		Yes	47	Yes	.
		BCCEDP Providers		Yes	47		
		Non-BCCEDP Providers		.	7		
	Professional Development	BCCEDP Providers	Yes	56	Yes	.	
Non-BCCEDP Providers		Yes	41				
Mass Media	BCCEDP and Non-BCCEDP Audience		Yes	29	.	.	

Table E2. Audiences and Activities Involved in Grantee Implementation of EBIs for non-BCCEDP Patients

Patient audience type	Small Media		Client Reminders	
	State X	Grantees, n	State X	Grantees, n
FQHCs/CHCs	.	47	.	10
IHS/Tribal Orgs	Yes	26	.	10
Health care systems/Insurers	.	31	.	8
Individual physician offices/provider groups	.	46	.	10
Medicaid/Medicare	.	24	.	12
Communities/General public	Yes	59		

Table E3. Audiences Involved in Grantee Implementation of EBIs for non-BCCEDP Providers

Provider audience type	Provider Assessment & Feedback		Professional Development/ Provider Education	
	State X	Grantees, n	State X	Grantees, n
FQHCs/CHCs	.	4	.	27
IHS/Tribal Orgs	.	1	.	12
Health care systems/Insurers	.	1	Yes	22
Individual physician offices/provider groups	.	3	Yes	33

Table E4. Activities Involved in Grantee Implementation of Reducing Structural Barriers

Strategy	Reducing Structural Barriers	
	State X	Grantees, n
Reducing time or distance to service delivery setting	Yes	24
Modifying hours of clinical services	Yes	26
Offering services in alternative or non-clinical settings	Yes	38
Eliminating or simplifying administrative procedures or obstacles	.	28
Providing assistance for transportation, language, child/eldercare	.	52

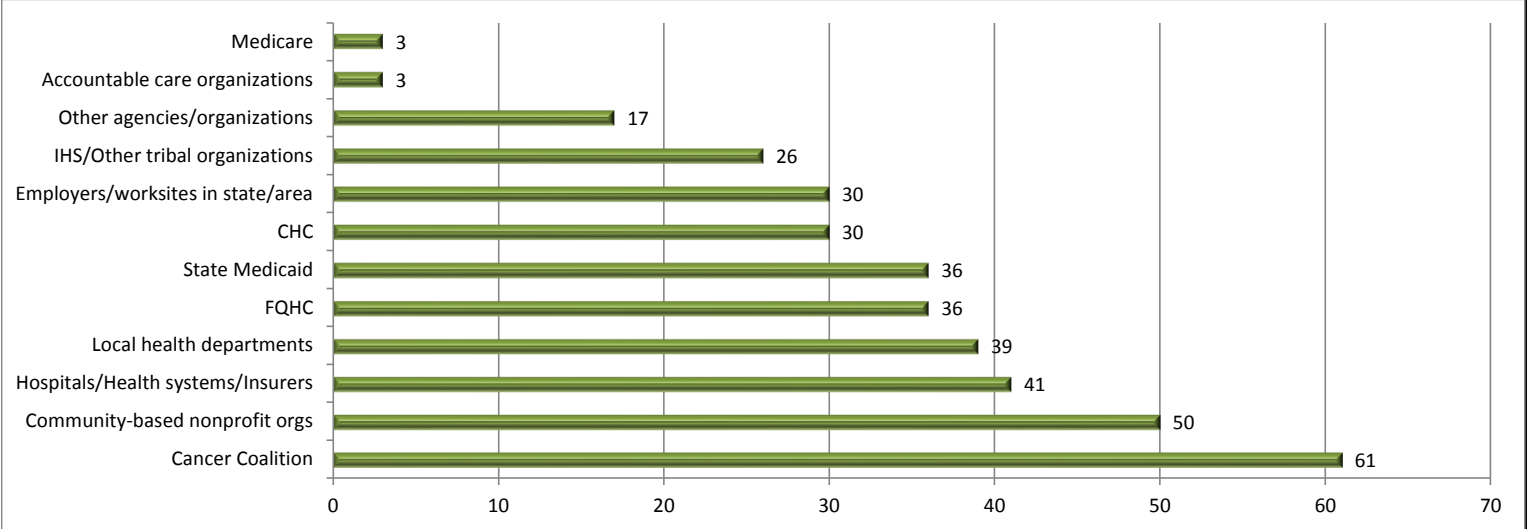
NBCCEDP Program Implementation - DP12-1205 - PY1 (July 2012 - June 2013)

PROGRAM	REPORT PRODUCED	CONSULTANT
State X	9/3/2014	Jane Doe

Table E5. Non-Screening Partners

Non-screening partnership	State X	Partnership formalized through a written agreement
Cancer Coalition	Yes	
Community-based nonprofit orgs	Yes	
Hospitals/Health systems/Insurers	Yes	
Local health department	Yes	
FQHC	.	.
State Medicaid	.	.
CHC	Yes	
Employers/worksites in state/area	.	
IHS/Other tribal organizations	Yes	Yes
Other agencies/organizations	.	
Accountable care organizations	.	.
Medicare	.	.

Figure E1. Non-Screening Partners, All Grantees



Shaded are in Table E5 indicates the question was not asked in reference to that type of partnership.

NBCCEDP Program Implementation - DP12-1205 - PY1 (July 2012 - June 2013)

PROGRAM	REPORT PRODUCED	CONSULTANT
State X	9/3/2014	Jane Doe

Table E6. Activities conducted with non-Screening Partners

	FQHC	State Medicaid	IHS/Other Tribal Orgs
	Grantees	Grantees	Grantees
Conducting activities related to health reform	<u>States:</u> AL AZ KY MI NJ <u>Tribes/Terr:</u> none	<u>States:</u> ID IL MI NH NY ND VT WI <u>Tribes/Terr:</u> none	<u>States:</u> WY <u>Tribes/Terr:</u> NN CN
Conducting mass media	<u>States:</u> RI TN <u>Tribes/Terr:</u> AS SE	<u>States:</u> TN <u>Tribes/Terr:</u> none	<u>States:</u> KS <u>Tribes/Terr:</u> YK NN
Conducting activities to improve use of data	<u>States:</u> AK DE ID IN KY ME MS NE NV NH NC RI WV <u>Tribes/Terr:</u> SE	<u>States:</u> AL ID IL IA ME MS NM PA <u>Tribes/Terr:</u> none	<u>States:</u> AK NC SD <u>Tribes/Terr:</u> SE NN CR
Conducting CHW/PN/CM activities	<u>States:</u> GA ID KY LA MD NE NH NJ ND RI WV WY <u>Tribes/Terr:</u> MP PR SE	<u>States:</u> MS NC ND PA WV <u>Tribes/Terr:</u> CR	<u>States:</u> KS MN NC ND RI SD WY <u>Tribes/Terr:</u> SE HT NN NW CN CR
Conducting QA/QI activities	<u>States:</u> IN LA MA MS NC RI TN WV <u>Tribes/Terr:</u> AS SE	<u>States:</u> AL HI IA MN MS VT <u>Tribes/Terr:</u> CR	<u>States:</u> MN NC <u>Tribes/Terr:</u> SE NN CR SP
Conducting special events	<u>States:</u> HI IN LA ME MA NH NJ NM NC ND RI SD TN WV <u>Tribes/Terr:</u> AS MP PR SE NW SO	<u>States:</u> AL HI IA MS NH VT <u>Tribes/Terr:</u> CR	<u>States:</u> KS MI NY NC SC SD <u>Tribes/Terr:</u> SE HT NN NW AC CN SP
Conducting worksite wellness programming	<u>States:</u> ID MS NC <u>Tribes/Terr:</u> MP	<u>States:</u> MS <u>Tribes/Terr:</u> none	<u>States:</u> none <u>Tribes/Terr:</u> CN
Facilitating insurance enrollment/3rd party funding	<u>States:</u> KY NH RI TN <u>Tribes/Terr:</u> none	<u>States:</u> FL ID KS NH NM ND OH PA RI SD TN WA WV <u>Tribes/Terr:</u> CN CR	<u>States:</u> none <u>Tribes/Terr:</u> CN CR
Implementing EBIs for screening promotion	<u>States:</u> DE GA HI ID LA ME MI MS MO NE NV NH NJ NM NC RI WV <u>Tribes/Terr:</u> NW CR	<u>States:</u> AZ CA ID IA MN MS PA VT <u>Tribes/Terr:</u> GU	<u>States:</u> AK ID KS MI MN MS NC RI WI WY <u>Tribes/Terr:</u> YK SE NN NW AC CN CR
Promoting organizational change	<u>States:</u> ME <u>Tribes/Terr:</u> none	<u>States:</u> VT <u>Tribes/Terr:</u> none	<u>States:</u> none <u>Tribes/Terr:</u> none

Legend for Tribes/Territories: AC=Arctic slope; AS=American Samoa; CN=Cherokee Nation; CR=Cheyenne River Sioux; GU=Guam; HT=Hopi Tribe; KW=Kaw Nation; MP=Commonwealth of Northern Mariana Islands; NN=Navajo Nation; NW=NARA; PR=Puerto Rico; PW=Republic of Palau; SE=SEARHC; SO=Southcentral Foundation; SP=SPIPA; YK=Yukon-Kuskokwim Health Corporation

NBCCEDP Program Implementation - DP12-1205 - PY1 (July 2012 - June 2013)

PROGRAM	REPORT PRODUCED	CONSULTANT
State X	9/3/2014	Jane Doe

F. DATA USE

Table F1. Data Utilization

	State X	Measure Screening Rates	Measure Clinical Quality	Monitor/Evaluate Activities	Assessment and Planning
		Grantees	Grantees	Grantees	Grantees
BRFSS	Yes	<u>States:</u> AL AK AR CA CO DE DC FL GA HI ID IN IA KS KY LA ME MD MA MI MT NE NV NH NJ NM NY ND OK PA RI SC SD UT WY <u>Tribes/Terr:</u> GU PR SE NN NW AC SO	<u>States:</u> NJ <u>Tribes/Terr:</u> NW	<u>States:</u> DE FL IN KS ME MS NH NJ ND PA <u>Tribes/Terr:</u> GU	<u>States:</u> AK AZ CA CO CT FL HI IN KS ME MA MI MN MT NE NH NJ ND OH OR PA RI TN TX VT VA WV WY <u>Tribes/Terr:</u> GU PR SE CN CR
State Cancer Registry	Yes	<u>States:</u> AL AK FL ID KY LA MI MO NV NJ NM ND OK PA SD <u>Tribes/Terr:</u> PR KW NW SO	<u>States:</u> AR IA MS NH OR PA TX WA <u>Tribes/Terr:</u> NN NW	<u>States:</u> DE FL ID IL MS MT NH ND PA RI TX UT VA WI <u>Tribes/Terr:</u> MP CR SP	<u>States:</u> AL AK AZ CA CO CT DC FL GA HI ID IN LA ME MD MA MI MN MS MT NE NH NJ NM NY NC ND OH OK PA RI SC TN TX UT VA WA WV WI <u>Tribes/Terr:</u> GU PW SE CR
State/Local screening registry	Yes	<u>States:</u> AK FL ID KY LA MA MI MO NV NJ NY TN WI WY <u>Tribes/Terr:</u> KW YK NW AC	<u>States:</u> DC ID MS MT NY <u>Tribes/Terr:</u> NN NW	<u>States:</u> DC FL ID MS MT NY WI <u>Tribes/Terr:</u> SP	<u>States:</u> AK CT FL ID LA MI MN MS MT NJ NY SC WI WY <u>Tribes/Terr:</u> GU AC CN
Medicaid	Yes	<u>States:</u> AR ID MI MS NY VT <u>Tribes/Terr:</u> NW	<u>States:</u> AR MS PA <u>Tribes/Terr:</u> NW	<u>States:</u> AZ AR CA CO HI ID MS MO NE NM PA WA <u>Tribes/Terr:</u> SPIPA	<u>States:</u> AL AZ AR CO HI ID IA ME MN NJ ND PA SC VT <u>Tribes/Terr:</u> none
Private Insurer	Yes	<u>States:</u> AL KS MN MT NH ND VT <u>Tribes/Terr:</u> NW	<u>States:</u> MN NH ND <u>Tribes/Terr:</u> NW	<u>States:</u> MO MT NH UT <u>Tribes/Terr:</u> PW SP	<u>States:</u> AK AZ AR KS NH ND VT <u>Tribes/Terr:</u> PR
All payor claims database	.	<u>States:</u> AK FL ID IL PA <u>Tribes/Terr:</u> HT NW	<u>States:</u> ID IL NV NM OH <u>Tribes/Terr:</u> NW	<u>States:</u> AK ID IL MO NV OH SD WV <u>Tribes/Terr:</u> none	<u>States:</u> AK ID NV NM OH WV <u>Tribes/Terr:</u> SE
Patient records	Yes	<u>States:</u> AZ AR FL MI MS MO NE NV NY PA WA <u>Tribes/Terr:</u> GU KW YK SE HT NW CN CR	<u>States:</u> AL AK DC GA HI ID LA MD MI MS NV NJ NY OH PA RI TN VA WA <u>Tribes/Terr:</u> AS YK NN NW CR	<u>States:</u> AZ AR CA DE HI ID MS MO MT NV NJ NY NC OH PA SC TX WA <u>Tribes/Terr:</u> GU YK SE AC SO CN CR SP	<u>States:</u> AZ AR DC HI ID IN MD MN MS NY OH PA RI VA WA <u>Tribes/Terr:</u> GU MP YK SE CN CR
Primary data collection	.	<u>States:</u> MO PA <u>Tribes/Terr:</u> KW NW	<u>States:</u> KY LA NH OR PA <u>Tribes/Terr:</u> GU KW NW	<u>States:</u> AR CA CT DC FL GA HI IA KS ME MD MN MS MO MT NE NH NJ NM NY OR PA TN UT WY <u>Tribes/Terr:</u> GU NN AC SO CN SP	<u>States:</u> AK CO DC FL IA KS MD MN NE NH NJ OR PA UT VA WV <u>Tribes/Terr:</u> GU SE NN

Legend for Tribes/Territories: AC=Arctic slope; AS=American Samoa; CN=Cherokee Nation; CR=Cheyenne River Sioux; GU=Guam; HT=Hopi Tribe; KW=Kaw Nation; MP=Commonwealth of Northern Mariana Islands; NN=Navajo Nation; NW=NARA; PR=Puerto Rico; PW=Republic of Palau; SE=SEARHC; SO=Southcentral Foundation; SP=SPIPA; YK=Yukon-Kuskokwim Health Corporation

NBCCEDP Program Implementation - DP12-1205 - PY1 (July 2012 - June 2013)

PROGRAM	REPORT PRODUCED	CONSULTANT
State X	9/3/2014	Jane Doe

GENERAL NBCCEDP PROGRAM INFORMATION

Award

Funding (source: Interim Progress Report)

Program Year	Amount awarded	Spend rate
1	\$670,000	100%
2		
3		
4		
5		

Amount of Non-CDC Funding Awarded (source: Survey of NBCCEDP Program Implementation - PY1)

Program Year	Federal	State	Non-Profit	Other	Total
1	\$350,000	\$0	\$0	\$0	\$350,000
2					
3					
4					
5					

Healthcare Reform

Marketplace and Medicaid Expansion (source: Kaiser Family Foundation, accessed 7/23/2014)

Marketplace Type	N/A
Decision on Medicaid Expansion	N/A

Management

Reported Program Challenges (source: Survey of NBCCEDP Program Implementation - PY1)

- Learning how this applies to our tribal system.
- Educating our IHS recipients.
- Anticipating how health care reform will affect our program and our healthcare.

NBCCEDP-funded Screening

Number of Women Screened (source: MDE Submission April 2014)

	PY1	PY2	PY3	PY4	PY5
Women Screened	2,189				
Breast (Mam)	1,240				
Cervical (Pap)	1,257				

Tests provided to Women Screened (source: MDE Submission April 2014)

Program Year 1

