

# Records

## Pediatric Post-Transplant Malignancy Worksheet

FORM APPROVED: O.M.B. NO. 0915-0157 Expiration Date: 12/31/2011

Note: These worksheets are provided to function as a guide to what data will be required in the online TIEDI® application. Currently in the worksheet, a red asterisk is displayed by fields that are required, independent of what other data may be provided. Based on data provided through the online TIEDI® application, additional fields that are dependent on responses provided in these required fields may become required as well. However, since those fields are not required in every case, they are not marked with a red asterisk.

Recipient name:	Date of birth:
Recipient SSN:	Recipient organ:
TRF:	Follow-up code:
Transplant date:	
Follow-up center:	
Recipient Center:	

Tumors transmitted from the donor

Diagnosis date:

- Immunosuppression:
- Immunosuppression Stopped
  - Immunosuppression Reduced
  - No Immunosuppression Adjustment
- Tumor type:
- Primary to the transplanted organ
  - Not primary to the transplanted organ

Specify treatment:

Surgical resection tumor

Chemotherapy:

Other specify:

Radiation

Immunotherapy:  Hormonal Therapy

- Interferon Alpha
- Prednisone
- Rituximab
- Other, specify

Other specify:

Other treatment specify:

Outcome:

- Alive, Free of Tumor
- Alive with Tumor
- Dead, due to tumor
- Dead, other causes

Type of pre-existing tumor:

If skin # of occurrences in follow-up period:

If Color-rectal, Duke's Classification:

- A
- B
- C
- Unknown

If Lymphoma specify type:

If Leukemia:

- AML
- ALL
- MDS
- CML
- CLL

Other

If other cancer, specify:

---

Treatments of pre-existing tumor:

Treatment date:

Surgery:

Biopsy

Resection

Limited Resection; debulking

Other, specify

Other specify:

Chemotherapy:

Other specify:

Radiation

Other treatment specify:

---

Date of recurrence (post tx):

Site(s) affected:

Primary organ

Regional lymph nodes

Adjacent organs

Distant metastases

Immunosuppression:

Immunosuppression Stopped

Immunosuppression Reduced

No Immunosuppression Adjustment

Treatments of recurrent tumor:

Surgery:

Biopsy

Resection

Limited Resection; debulking

Other, specify

Other specify:

Chemotherapy:

Other specify:

Radiation

Hormonal Therapy

Interferon Alpha

Immunotherapy:

Prednisone

Rituximab

Other, specify

Other specify:

Other treatment specify:

Alive, Free of Tumor

Alive with Tumor

Outcome:

Dead, due to tumor

Dead, other causes

Select one or more tumor types:

Skin, squamous cell:

Sites:  Single  Multiple

Site Location:  Lips/Head/Neck  Extremities  Trunk

Spread:  None  Nodes  Other:

# of Occurrences:  ST=

**Treatment Information:**

Site(s) affected:

- Primary organ
- Adjacent organs
- Regional lymph nodes
- Distant metastases

Diagnosis date:

Immunosuppression:

- Immunosuppression Stopped
- Immunosuppression Reduced
- No Immunosuppression Adjustment

Specify treatment:

- Surgery:
  - Biopsy
  - Resection
  - Limited Resection; debulking
  - Other, specify

Other specify:

Cryotherapy (skin cancer)

Chemotherapy:

Other specify:

- Immunotherapy:
  - Hormonal Therapy
  - Interferon Alpha
  - Prednisone
  - Rituximab
  - Other, specify

Other specify:

Radiation

Other treatment:

Best treatment response:

- Progressive disease (PD)
- Partial response (PR)
- No treatment (NT)
- Too early in treatment to evaluate (TE)
- Stable disease (SD)
- Complete response (CR)

---

Skin, basal cell:

Sites:  Single  Multiple

Site Location:  Lips/Head/Neck  Extremities  Trunk

Spread:  None  Nodes  Other:

# of Occurrences:  ST=

**Treatment Information:**

Site(s) affected:

- Primary organ
- Regional lymph nodes
- Adjacent organs
- Distant metastases

Diagnosis date:

Immunosuppression:

- Immunosuppression Stopped
- Immunosuppression Reduced
- No Immunosuppression Adjustment

Specify treatment:

- Surgery:
  - Biopsy
  - Resection

Limited Resection; debulking

Other, specify

Other specify:

Cryotherapy (skin cancer)

Chemotherapy:

Other specify:

Immunotherapy:

Hormonal Therapy

Interferon Alpha

Prednisone

Rituximab

Other, specify

Other specify:

Radiation

Other treatment:

Best treatment response:

Progressive disease (PD)

Partial response (PR)

No treatment (NT)

Too early in treatment to evaluate (TE)

Stable disease (SD)

Complete response (CR)

---

Skin, melanoma:

Sites:  Single  Multiple

Site Location:  Lips/Head/Neck  Extremities  Trunk

Spread:  None  Nodes  Other:

# of Occurrences:  ST=

**Treatment Information:**

Site(s) affected:

Primary organ

Regional lymph nodes

Adjacent organs

Distant metastases

Diagnosis date:

Immunosuppression:

Immunosuppression Stopped

Immunosuppression Reduced

No Immunosuppression Adjustment

Specify treatment:

Surgery:

Biopsy

Resection

Limited Resection; debulking

Other, specify

Other specify:

Cryotherapy (skin cancer)

Chemotherapy:

Other specify:

Immunotherapy:

Hormonal Therapy

Interferon Alpha

Prednisone

Rituximab

Other, specify

Other specify:



Radiation

Other treatment:

Best treatment response:

- Progressive disease (PD)
- Partial response (PR)
- No treatment (NT)
- Too early in treatment to evaluate (TE)
- Stable disease (SD)
- Complete response (CR)

---

Kaposi's sarcoma: cutaneous:

**Treatment Information:**

Site(s) affected:

- Primary organ
- Adjacent organs

- Regional lymph nodes
- Distant metastases

Diagnosis date:

Immunosuppression:

- Immunosuppression Stopped
- Immunosuppression Reduced
- No Immunosuppression Adjustment

Specify treatment:

Surgery:

- Biopsy
- Resection
- Limited Resection; debulking
- Other, specify

Other specify:

Cryotherapy (skin cancer)

Chemotherapy:

Other specify:

Immunotherapy:

Hormonal Therapy

Interferon Alpha

Prednisone

Rituximab

Other, specify

Other specify:

Radiation

Other treatment:

Best treatment response:

Progressive disease (PD)

Partial response (PR)

No treatment (NT)

Too early in treatment to evaluate (TE)

Stable disease (SD)

Complete response (CR)

---

Kaposi's sarcoma: visceral:

**Treatment Information:**

Site(s) affected:

Primary organ

Regional lymph nodes

Adjacent organs

Distant metastases

Diagnosis date:

Immunosuppression:

Immunosuppression Stopped

- Immunosuppression Reduced
- No Immunosuppression Adjustment

Specify treatment:

Surgery:

- Biopsy
- Resection
- Limited Resection; debulking
- Other, specify

Other specify:

Cryotherapy (skin cancer)

Chemotherapy:

Other specify:

Immunotherapy:

- Hormonal Therapy
- Interferon Alpha
- Prednisone
- Rituximab
- Other, specify

Other specify:


Radiation

Other treatment:

Best treatment response:

- Progressive disease (PD)
- Partial response (PR)
- No treatment (NT)
- Too early in treatment to evaluate (TE)
- Stable disease (SD)

Complete response (CR)



Brain:

- Astrocytoma
- Medulloblastoma
- Glioblastoma Multiforme
- Neuroblastoma
- Meningioma, Malignant
- Meningioma, Benign
- Angioblastoma
- Other Specify

Other specify:

**Treatment Information:**

Site(s) affected:

- Primary organ
- Adjacent organs
- Regional lymph nodes
- Distant metastases

Diagnosis date:

Immunosuppression:

- Immunosuppression Stopped
- Immunosuppression Reduced
- No Immunosuppression Adjustment

Specify treatment:

Surgery:

- Biopsy
- Resection
- Limited Resection; debulking
- Other, specify

Other specify:

Cryotherapy (skin cancer)

Chemotherapy:

Other specify:

Immunotherapy:

Hormonal Therapy

Interferon Alpha

Prednisone

Rituximab

Other, specify

Other specify:

Radiation

Other treatment:

Best treatment response:

Progressive disease (PD)

Partial response (PR)

No treatment (NT)

Too early in treatment to evaluate (TE)

Stable disease (SD)

Complete response (CR)

---

Renal carcinoma - specify site(s):

Renal carcinoma:

**Treatment Information:**

Site(s) affected:

Primary organ

Regional lymph nodes

Adjacent organs

Distant metastases

Diagnosis date:

Immunosuppression:

- Immunosuppression Stopped
- Immunosuppression Reduced
- No Immunosuppression Adjustment

Specify treatment:

Surgery:

- Biopsy
- Resection
- Limited Resection; debulking
- Other, specify

Other specify:

Cryotherapy (skin cancer)

Chemotherapy:

Other specify:

Immunotherapy:

- Hormonal Therapy
- Interferon Alpha
- Prednisone
- Rituximab
- Other, specify

Other specify:

Radiation

Other treatment:

Best treatment response:

- Progressive disease (PD)
- Partial response (PR)
- No treatment (NT)

- Too early in treatment to evaluate (TE)
- Stable disease (SD)
- Complete response (CR)

---

Carcinoma of vulva, perineum or penis, scrotum:

**Treatment Information:**

Site(s) affected:

- |  |   |
|--|---|
| <input type="checkbox"/> Primary organ   | <input type="checkbox"/> Regional lymph nodes |
| <input type="checkbox"/> Adjacent organs | <input type="checkbox"/> Distant metastases   |

Diagnosis date:

Immunosuppression:

- Immunosuppression Stopped
- Immunosuppression Reduced
- No Immunosuppression Adjustment

Specify treatment:

Surgery:

- Biopsy
- Resection
- Limited Resection; debulking
- Other, specify

Other specify:

Cryotherapy (skin cancer)

Chemotherapy:

Other specify:

Immunotherapy:

- Hormonal Therapy
- Interferon Alpha
- Prednisone

- Rituximab
- Other, specify


Other specify:

Radiation

Other treatment:

Best treatment response:

- Progressive disease (PD)
- Partial response (PR)
- No treatment (NT)
- Too early in treatment to evaluate (TE)
- Stable disease (SD)
- Complete response (CR)



Carcinoma of the uterus:

- Cervix, invasive
- Cervix, in situ
- Body, endometrium

**Treatment Information:**

Site(s) affected:

- Primary organ
- Adjacent organs

- Regional lymph nodes
- Distant metastases

Diagnosis date:

Immunosuppression:

- Immunosuppression Stopped
- Immunosuppression Reduced
- No Immunosuppression Adjustment

Specify treatment:



Surgery:

- Biopsy
- Resection
- Limited Resection; debulking
- Other, specify

Other specify:

Cryotherapy (skin cancer)

Chemotherapy:

Other specify:

Immunotherapy:

- Hormonal Therapy
- Interferon Alpha
- Prednisone
- Rituximab
- Other, specify

Other specify:

Radiation

Other treatment:

Best treatment response:

- Progressive disease (PD)
- Partial response (PR)
- No treatment (NT)
- Too early in treatment to evaluate (TE)
- Stable disease (SD)
- Complete response (CR)

---

Ovarian:

**Treatment Information:**

Site(s) affected:

- Primary organ
- Adjacent organs

- Regional lymph nodes
- Distant metastases

Diagnosis date:

Immunosuppression:

- Immunosuppression Stopped
- Immunosuppression Reduced
- No Immunosuppression Adjustment

Specify treatment:

Surgery:

- Biopsy
- Resection
- Limited Resection; debulking
- Other, specify

Other specify:

Cryotherapy (skin cancer)

Chemotherapy:

Other specify:

Immunotherapy:

- Hormonal Therapy
- Interferon Alpha
- Prednisone
- Rituximab
- Other, specify

Other specify:

Radiation

Other treatment:

Best treatment response:

- Progressive disease (PD)
- Partial response (PR)
- No treatment (NT)
- Too early in treatment to evaluate (TE)
- Stable disease (SD)
- Complete response (CR)

---

Testicular:

**Treatment Information:**

Site(s) affected:

- Primary organ
- Adjacent organs

- Regional lymph nodes
- Distant metastases

Diagnosis date:

Immunosuppression:

- Immunosuppression Stopped
- Immunosuppression Reduced
- No Immunosuppression Adjustment

Specify treatment:

Surgery:

- Biopsy
- Resection
- Limited Resection; debulking
- Other, specify

Other specify:

Cryotherapy (skin cancer)

Chemotherapy:

Other specify:

Immunotherapy:

- Hormonal Therapy
- Interferon Alpha
- Prednisone
- Rituximab
- Other, specify

Other specify:

Radiation

Other treatment:

Best treatment response:

- Progressive disease (PD)
- Partial response (PR)
- No treatment (NT)
- Too early in treatment to evaluate (TE)
- Stable disease (SD)
- Complete response (CR)

---

Esophagus:

**Treatment Information:**

Site(s) affected:

- Primary organ
- Adjacent organs

- Regional lymph nodes
- Distant metastases

Diagnosis date:

Immunosuppression:

- Immunosuppression Stopped
- Immunosuppression Reduced
- No Immunosuppression Adjustment

Specify treatment:

Surgery:

- Biopsy
- Resection
- Limited Resection; debulking
- Other, specify

Other specify:

Cryotherapy (skin cancer)

Chemotherapy:

Other specify:

Immunotherapy:

- Hormonal Therapy
- Interferon Alpha
- Prednisone
- Rituximab
- Other, specify

Other specify:

Radiation

Other treatment:

Best treatment response:

- Progressive disease (PD)
- Partial response (PR)
- No treatment (NT)
- Too early in treatment to evaluate (TE)
- Stable disease (SD)
- Complete response (CR)

---

Stomach:

**Treatment Information:**

Site(s) affected:

- Primary organ
- Adjacent organs

- Regional lymph nodes
- Distant metastases

Diagnosis date:

Immunosuppression:

- Immunosuppression Stopped
- Immunosuppression Reduced
- No Immunosuppression Adjustment

Specify treatment:

Surgery:

- Biopsy
- Resection
- Limited Resection; debulking
- Other, specify

Other specify:

Cryotherapy (skin cancer)

Chemotherapy:

Other specify:

Immunotherapy:

- Hormonal Therapy
- Interferon Alpha
- Prednisone
- Rituximab
- Other, specify

Other specify:

Radiation

Other treatment:

Best treatment response:

- Progressive disease (PD)
- Partial response (PR)
- No treatment (NT)
- Too early in treatment to evaluate (TE)
- Stable disease (SD)
- Complete response (CR)

---

Small intestine:

**Treatment Information:**

Site(s) affected:

- Primary organ
- Adjacent organs

- Regional lymph nodes
- Distant metastases

Diagnosis date:

Immunosuppression:

- Immunosuppression Stopped
- Immunosuppression Reduced
- No Immunosuppression Adjustment

Specify treatment:

Surgery:

- Biopsy
- Resection
- Limited Resection; debulking
- Other, specify

Other specify:

Cryotherapy (skin cancer)

Chemotherapy:

Other specify:

Immunotherapy:

- Hormonal Therapy
- Interferon Alpha
- Prednisone
- Rituximab
- Other, specify

Other specify:

Radiation

Other treatment:

Best treatment response:

- Progressive disease (PD)
- Partial response (PR)
- No treatment (NT)
- Too early in treatment to evaluate (TE)
- Stable disease (SD)
- Complete response (CR)

---

Pancreas:

**Treatment Information:**

Site(s) affected:

- Primary organ
- Adjacent organs

- Regional lymph nodes
- Distant metastases

Diagnosis date:

Immunosuppression:

- Immunosuppression Stopped
- Immunosuppression Reduced
- No Immunosuppression Adjustment

Specify treatment:



Surgery:

- Biopsy
- Resection
- Limited Resection; debulking
- Other, specify

Other specify:

Cryotherapy (skin cancer)

Chemotherapy:

Other specify:

Immunotherapy:

- Hormonal Therapy
- Interferon Alpha
- Prednisone
- Rituximab
- Other, specify

Other specify:

Radiation

Other treatment:

Best treatment response:

- Progressive disease (PD)
- Partial response (PR)
- No treatment (NT)
- Too early in treatment to evaluate (TE)
- Stable disease (SD)
- Complete response (CR)

---

Larynx:

**Treatment Information:**

Site(s) affected:

- Primary organ
- Adjacent organs

- Regional lymph nodes
- Distant metastases

Diagnosis date:

Immunosuppression:

- Immunosuppression Stopped
- Immunosuppression Reduced
- No Immunosuppression Adjustment

Specify treatment:

Surgery:

- Biopsy
- Resection
- Limited Resection; debulking
- Other, specify

Other specify:

Cryotherapy (skin cancer)

Chemotherapy:

Other specify:

Immunotherapy:

- Hormonal Therapy
- Interferon Alpha
- Prednisone
- Rituximab
- Other, specify

Other specify:

Radiation

Other treatment:

Best treatment response:

- Progressive disease (PD)
- Partial response (PR)
- No treatment (NT)
- Too early in treatment to evaluate (TE)
- Stable disease (SD)
- Complete response (CR)

---

Tongue, throat:

**Treatment Information:**

Site(s) affected:

- Primary organ
- Adjacent organs

- Regional lymph nodes
- Distant metastases

Diagnosis date:

Immunosuppression:

- Immunosuppression Stopped
- Immunosuppression Reduced
- No Immunosuppression Adjustment

Specify treatment:

Surgery:

- Biopsy
- Resection
- Limited Resection; debulking
- Other, specify

Other specify:

Cryotherapy (skin cancer)

Chemotherapy:

Other specify:

Immunotherapy:

- Hormonal Therapy
- Interferon Alpha
- Prednisone
- Rituximab
- Other, specify

Other specify:

Radiation

Other treatment:

Best treatment response:

- Progressive disease (PD)
- Partial response (PR)
- No treatment (NT)
- Too early in treatment to evaluate (TE)
- Stable disease (SD)
- Complete response (CR)

---

Thyroid:

**Treatment Information:**

Site(s) affected:

- Primary organ
- Adjacent organs

- Regional lymph nodes
- Distant metastases

Diagnosis date:

Immunosuppression:

- Immunosuppression Stopped
- Immunosuppression Reduced
- No Immunosuppression Adjustment

Specify treatment:

Surgery:

- Biopsy
- Resection
- Limited Resection; debulking
- Other, specify

Other specify:

Cryotherapy (skin cancer)

Chemotherapy:

Other specify:

Immunotherapy:

- Hormonal Therapy
- Interferon Alpha
- Prednisone
- Rituximab
- Other, specify

Other specify:

Radiation

Other treatment:

Best treatment response:

- Progressive disease (PD)
- Partial response (PR)
- No treatment (NT)
- Too early in treatment to evaluate (TE)
- Stable disease (SD)
- Complete response (CR)

---

Bladder:

**Treatment Information:**

Site(s) affected:

- Primary organ
- Adjacent organs

- Regional lymph nodes
- Distant metastases

Diagnosis date:

Immunosuppression:

- Immunosuppression Stopped
- Immunosuppression Reduced
- No Immunosuppression Adjustment

Specify treatment:

Surgery:

- Biopsy
- Resection
- Limited Resection; debulking
- Other, specify

Other specify:

Cryotherapy (skin cancer)

Chemotherapy:

Other specify:

Immunotherapy:

- Hormonal Therapy
- Interferon Alpha
- Prednisone
- Rituximab
- Other, specify

Other specify:

Radiation

Other treatment:

Best treatment response:

- Progressive disease (PD)
- Partial response (PR)
- No treatment (NT)
- Too early in treatment to evaluate (TE)
- Stable disease (SD)
- Complete response (CR)

---

Breast:

**Treatment Information:**

Site(s) affected:

- Primary organ
- Adjacent organs

- Regional lymph nodes
- Distant metastases

Diagnosis date:

Immunosuppression:

- Immunosuppression Stopped
- Immunosuppression Reduced
- No Immunosuppression Adjustment

Specify treatment:

Surgery:

- Biopsy
- Resection
- Limited Resection; debulking
- Other, specify

Other specify:

Cryotherapy (skin cancer)

Chemotherapy:

Other specify:

Immunotherapy:

- Hormonal Therapy
- Interferon Alpha
- Prednisone
- Rituximab
- Other, specify

Other specify:

Radiation

Other treatment:

Best treatment response:

- Progressive disease (PD)
- Partial response (PR)
- No treatment (NT)
- Too early in treatment to evaluate (TE)
- Stable disease (SD)
- Complete response (CR)

---

Prostate:

**Treatment Information:**

Site(s) affected:

- Primary organ
- Adjacent organs

- Regional lymph nodes
- Distant metastases

Diagnosis date:

Immunosuppression:

- Immunosuppression Stopped
- Immunosuppression Reduced
- No Immunosuppression Adjustment

Specify treatment:



Surgery:

- Biopsy
- Resection
- Limited Resection; debulking
- Other, specify

Other specify:

Cryotherapy (skin cancer)

Chemotherapy:

Other specify:

Immunotherapy:

- Hormonal Therapy
- Interferon Alpha
- Prednisone
- Rituximab
- Other, specify

Other specify:

Radiation

Other treatment:

Best treatment response:

- Progressive disease (PD)
- Partial response (PR)
- No treatment (NT)
- Too early in treatment to evaluate (TE)
- Stable disease (SD)
- Complete response (CR)

---

Colo-rectal:

Dukes classification:

- A
- B
- C
- Unknown

**Treatment Information:**

Site(s) affected:

- Primary organ
- Adjacent organs
- Regional lymph nodes
- Distant metastases

Diagnosis date:

Immunosuppression:

- Immunosuppression Stopped
- Immunosuppression Reduced
- No Immunosuppression Adjustment

Specify treatment:

- Surgery:
  - Biopsy
  - Resection
  - Limited Resection; debulking
  - Other, specify

Other specify:

- Cryotherapy (skin cancer)

- Chemotherapy:

Other specify:

- Immunotherapy:
  - Hormonal Therapy
  - Interferon Alpha
  - Prednisone

- Rituximab
- Other, specify

Other specify:

Radiation

Other treatment:

Best treatment response:

- Progressive disease (PD)
- Partial response (PR)
- No treatment (NT)
- Too early in treatment to evaluate (TE)
- Stable disease (SD)
- Complete response (CR)

---

Primary hepatic tumor:

Specify type:

- Hepatocellular Carcinoma
- Cholangiocarcinoma
- Epithelioid-Hemangio-Endothelioma
- Hepatoblastoma
- Hemangiosarcoma
- Other

Other specify:

**Treatment Information:**

Site(s) affected:

- Primary organ
- Regional lymph nodes
- Adjacent organs
- Distant metastases

Diagnosis date:

Immunosuppression:

- Immunosuppression Stopped
- Immunosuppression Reduced
- No Immunosuppression Adjustment

Specify treatment:

Surgery:

- Biopsy
- Resection
- Limited Resection; debulking
- Other, specify

Other specify:

Cryotherapy (skin cancer)

Chemotherapy:

Other specify:

Immunotherapy:

- Hormonal Therapy
- Interferon Alpha
- Prednisone
- Rituximab
- Other, specify

Other specify:

Radiation

Other treatment:

Best treatment response:

- Progressive disease (PD)
- Partial response (PR)
- No treatment (NT)
- Too early in treatment to evaluate (TE)

- Stable disease (SD)
- Complete response (CR)

---

Metastatic liver tumor:

Specify original site:

- Stomach Adenocarcinoma
- Colon Adenocarcinoma
- Breast Carcinoma
- Pancreas Carcinoma
- Bronchial Carcinoma
- Carcinoid (Neuroendocrine)
- Other

Other specify:

**Treatment Information:**

Site(s) affected:

- Primary organ
- Regional lymph nodes
- Adjacent organs
- Distant metastases

Diagnosis date:

Immunosuppression:

- Immunosuppression Stopped
- Immunosuppression Reduced
- No Immunosuppression Adjustment

Specify treatment:

Surgery:

- Biopsy
- Resection
- Limited Resection; debulking

Other, specify

Other specify:

Cryotherapy (skin cancer)

Chemotherapy:

Other specify:

Immunotherapy:

Hormonal Therapy

Interferon Alpha

Prednisone

Rituximab

Other, specify

Other specify:

Radiation

Other treatment:

Best treatment response:

Progressive disease (PD)

Partial response (PR)

No treatment (NT)

Too early in treatment to evaluate (TE)

Stable disease (SD)

Complete response (CR)

Lung:

Small cell  Non-small cell

**Treatment Information:**

Site(s) affected:

Primary organ

Regional lymph nodes

Adjacent organs

Diagnosis date:

Distant metastases

Immunosuppression:

- Immunosuppression Stopped
- Immunosuppression Reduced
- No Immunosuppression Adjustment

Specify treatment:

Surgery:

- Biopsy
- Resection
- Limited Resection; debulking
- Other, specify

Other specify:

Cryotherapy (skin cancer)

Chemotherapy:

Other specify:

Immunotherapy:

- Hormonal Therapy
- Interferon Alpha
- Prednisone
- Rituximab
- Other, specify

Other specify:


Radiation

Other treatment:

Best treatment response:

- Progressive disease (PD)
- Partial response (PR)

- No treatment (NT)
- Too early in treatment to evaluate (TE)
- Stable disease (SD)
- Complete response (CR)



- Leukemia:
- AML
  - ALL
  - MDS
  - CML
  - CLL
  - Other

**Treatment Information:**

Site(s) affected:

- Primary organ
- Adjacent organs
- Regional lymph nodes
- Distant metastases

Diagnosis date:

Immunosuppression:

- Immunosuppression Stopped
- Immunosuppression Reduced
- No Immunosuppression Adjustment

Specify treatment:

- Surgery:
- Biopsy
  - Resection
  - Limited Resection; debulking
  - Other, specify



Other specify:

Cryotherapy (skin cancer)

Chemotherapy:

Other specify:

Immunotherapy:

- Hormonal Therapy
- Interferon Alpha
- Prednisone
- Rituximab
- Other, specify

Other specify:

Radiation

Other treatment:

Best treatment response:

- Progressive disease (PD)
- Partial response (PR)
- No treatment (NT)
- Too early in treatment to evaluate (TE)
- Stable disease (SD)
- Complete response (CR)

---

Sarcomas:

Site(s):

Specify type:

Other specify:

**Treatment Information:**

Site(s) affected:

- Primary organ
- Adjacent organs

Diagnosis date:

- Regional lymph nodes
- Distant metastases

Immunosuppression:

- Immunosuppression Stopped
- Immunosuppression Reduced
- No Immunosuppression Adjustment

Specify treatment:

Surgery:

- Biopsy
- Resection
- Limited Resection; debulking
- Other, specify

Other specify:

Cryotherapy (skin cancer)

Chemotherapy:

Other specify:

Immunotherapy:

- Hormonal Therapy
- Interferon Alpha
- Prednisone
- Rituximab
- Other, specify

Other specify:

Radiation

Other treatment:

Best treatment response:

- Progressive disease (PD)

- Partial response (PR)
- No treatment (NT)
- Too early in treatment to evaluate (TE)
- Stable disease (SD)
- Complete response (CR)

Other cancers:

Site(s):

Specify type:

**Treatment Information:**

Site(s) affected:

Primary organ

Regional lymph nodes

Adjacent organs

Distant metastases

Diagnosis date:

Immunosuppression:

- Immunosuppression Stopped
- Immunosuppression Reduced
- No Immunosuppression Adjustment

Specify treatment:

- Biopsy
- Resection
- Limited Resection; debulking
- Other, specify

Surgery:

Other specify:

Cryotherapy (skin cancer)

Chemotherapy:

Other specify:

Immunotherapy:

- Hormonal Therapy
- Interferon Alpha
- Prednisone
- Rituximab
- Other, specify

Other specify:

Radiation

Other treatment:

Best treatment response:

- Progressive disease (PD)
- Partial response (PR)
- No treatment (NT)
- Too early in treatment to evaluate (TE)
- Stable disease (SD)
- Complete response (CR)

---

Primary unknown:

**Treatment Information:**

Site(s) affected:

- Primary organ
- Adjacent organs

- Regional lymph nodes
- Distant metastases

Diagnosis date:

Immunosuppression:

- Immunosuppression Stopped
- Immunosuppression Reduced

Specify treatment:

Surgery:

No Immunosuppression Adjustment

Biopsy

Resection

Limited Resection; debulking

Other, specify

Other specify:

Cryotherapy (skin cancer)

Chemotherapy:

Other specify:

Immunotherapy:

Hormonal Therapy

Interferon Alpha

Prednisone

Rituximab

Other, specify

Other specify:

Radiation

Other treatment:

Best treatment response:

Progressive disease (PD)

Partial response (PR)

No treatment (NT)

Too early in treatment to evaluate (TE)

Stable disease (SD)

Complete response (CR)

---

Outcome:

- Alive, Free of Tumor
- Alive with Tumor
- Dead, due to tumor
- Dead, other causes

Diagnosis date:

Pathology:

- Polymorphic Hyperplasia
- Polymorphic PTLD(lymphoma)
- Monomorphic PTLD(lymphoma)
- Mutiple Myeloma, Plasmacytoma
- Hodgkin's Disease
- Other, Specify

Other Specify:

Clonality:

- Monoclonal
- Polyclonal
- Oligoclonal
- Unknown

Predominant cell type:

- B Cell
- T Cell
- Other Specify
- Unknown

Other specify:

---

Epstein-Barr virus (EBV) status of tumor:

EBV positive  EBV negative  Unknown

Anatomy:

Single site  Multiple sites

Lymph Nodes:

YES  NO

Gastrointestinal

- Stomach
- Small intestine
- Colon

- Allograft
- Lung
- Bone marrow
- CNS
- Liver

Other specify:

Ann Arbor stage:

I  II  III  IV  Unknown

PTLD Treatment

Abbreviations: PD-Progressive disease PR=Partial response SD-Stable disease CR-Complete response TE-Too early in treatment to evaluate

1. Reduction/Cessation of immunosuppression:

YES  NO

Best response:

PD  SD  PR  CR  TE

2. Surgery

Type:

- Biopsy
- Resection
- Limited Resection; debulking
- No Surgery
- Other, specify

Other specify:

Best response:

- PD  SD  PR  CR  TE
- 

3. Anti-viral therapy:

- YES  NO

Drug 1:

- Acyclovir  
 Cytogam  
 Cytovene  
 Foscarnet  
 Ganciclovir  
 IVIG  
 Valtrex  
 Other, specify

Other specify:

Best response:

- PD  SD  PR  CR  TE

Drug 2:

- Acyclovir  
 Cytogam  
 Cytovene  
 Foscarnet  
 Ganciclovir  
 IVIG  
 Valtrex  
 Other, specify

Other specify:

Best response:

- PD  SD  PR  CR  TE



---

4. Chemotherapy:

YES  NO

Drug/Regimen 1:

Other specify:

Best response:

PD  SD  PR  CR  TE

Drug/Regimen 2:

Other specify:

Best response:

PD  SD  PR  CR  TE

---

5. Radiation therapy:

YES  NO

Best Response:

PD  SD  PR  CR  TE

---

6. Immunotherapy:

YES  NO

Type:

- Hormonal Therapy
- Interferon Alpha
- Prednisone
- Rituximab
- Other, specify

Other specify:

Best response:

PD  SD  PR  CR  TE

---

Comments:



A rectangular comment box with a thin black border. The interior is white and empty. On the right side, there is a vertical scroll bar with a small upward-pointing arrow at the top and a downward-pointing arrow at the bottom. At the bottom left corner, there is a small square button with a left-pointing arrow. At the bottom right corner, there is a small square button with a right-pointing arrow.