



College of American Pathologists
 325 Waukegan Road, Northfield, Illinois 60093-2750
 800-323-4040 • <http://www.cap.org>

Advancing Excellence

ORIGINAL EVALUATION

C-A 2014 Chemistry

INSTITUTION: NYS Dept of Health
 Albany NY 12201-0509

ATTENTION: Carol Wenzel BS,MT(ASCP)

CAP NUMBER: 1258511-01 Kit# 1

KIT INFORMATION:	Kit ID:	Kit Mailed:	Original Evaluation:	Next Mailing Date:
	27368712	3/17/2014	5/19/2014	6/2/2014

COPIED TO: CMS (33D0654341)

IMPORTANT NOTES: Evaluations for those laboratories reporting second instrument results can be obtained from e-LAB Solutions at www.cap.org.

LEGEND: Exception Reason Codes appearing in this evaluation:
 [22] = Result is outside the method/instrument reportable range.

 Reviewed By

 Date

The College of American Pathologists recommends that the result of this interlaboratory comparison not be used as a sole criterion for judging the performance of any individual clinical laboratory.



College of American Pathologists
325 Waukegan Road, Northfield, Illinois 60093-2750
800-323-4040 • <http://www.cap.org>

Advancing Excellence

CAP Number: 1258511-01 Kit# 1
Institution: NYS Dept of Health
Attention: Carol Wenzel BS,MT(ASCP)
City / State: Albany NY 12201-0509

Kit ID: 27368712
Kit Mailed: 3/17/2014
Original Evaluation: 5/19/2014

EVALUATION
ORIGINAL

C-A 2014 Chemistry

Test Unit of Measure Peer Group	Evaluation and Comparative Method Statistics									Plot of the Relative Distance of Your Results from Target as Percentages of allowed Deviation Survey -100-----Mean-----+100
	Specimen	Your Result	Mean	S.D.	No. of Labs	S.D.I	Limits of Acceptability Lower Upper		Your Grade	
Chloride mmol/L ION SELECT ELECT DIL ROCHE COBAS c500 SER	CHM-01	103	101.4	1.3	649	+1.2	96	107	Acceptable	
	CHM-02	101	99.6	1.3	656	+1.0	94	105	Acceptable	
	CHM-03	119	117.9	1.4	654	+0.8	111	124	Acceptable	
	CHM-04	80	78.4	1.4	652	+1.2	74	83	Acceptable	
	CHM-05	101	99.7	1.4	654	+1.0	94	105	Acceptable	
Cholesterol mg/dL ENZYMATIC ROCHE COBAS c500 SER	CHM-01	103.00	106.587	2.914	592	-1.2	95.92	117.25	Acceptable	
	CHM-02	159.00	162.785	3.600	594	-1.1	146.50	179.07	Acceptable	
	CHM-03	236.00	240.462	5.051	592	-0.9	216.41	264.51	Acceptable	
	CHM-04	191.00	196.301	4.099	592	-1.3	176.67	215.94	Acceptable	
	CHM-05	159.00	162.888	3.461	593	-1.1	146.59	179.18	Acceptable	
Creatinine, serum mg/dL KINETIC ALK. PICRATE ROCHE COBAS c500 SER	CHM-01	7.22	7.178	0.230	198	+0.2	6.10	8.26	Acceptable	
	CHM-02	4.23	4.255	0.161	201	-0.2	3.61	4.90	Acceptable	
	CHM-03	0.68	0.751	0.157	201	-0.5	0.45	1.06	Acceptable	
	CHM-04	2.35	2.381	0.086	200	-0.4	2.02	2.74	Acceptable	
	CHM-05	4.23	4.260	0.150	201	-0.2	3.62	4.90	Acceptable	
Glucose, serum mg/dL HEXOKINASE, UV ROCHE COBAS c500 SER	CHM-01	96.0	96.41	2.01	622	-0.2	86.7	106.1	Acceptable	
	CHM-02	134.0	135.68	2.62	621	-0.6	122.1	149.3	Acceptable	
	CHM-03	57.0	58.17	1.24	622	-0.9	52.1	64.2	Acceptable	
	CHM-04	290.0	291.13	5.50	622	-0.2	262.0	320.3	Acceptable	
	CHM-05	134.0	135.92	2.69	622	-0.7	122.3	149.6	Acceptable	

The College of American Pathologists recommends that the result of this interlaboratory comparison not be used as a sole criterion for judging the performance of any individual clinical laboratory.



College of American Pathologists
325 Waukegan Road, Northfield, Illinois 60093-2750
800-323-4040 • <http://www.cap.org>

Advancing Excellence

CAP Number: 1258511-01 Kit# 1
Institution: NYS Dept of Health
Attention: Carol Wenzel BS,MT(ASCP)
City / State: Albany NY 12201-0509

Kit ID: 27368712
Kit Mailed: 3/17/2014
Original Evaluation: 5/19/2014

EVALUATION
ORIGINAL

C-A 2014 Chemistry

Test Unit of Measure Peer Group	Evaluation and Comparative Method Statistics									Plot of the Relative Distance of Your Results from Target as Percentages of allowed Deviation Survey -100-----Mean-----+100
	Specimen	Your Result	Mean	S.D.	No. of Labs	S.D.I	Limits of Acceptability Lower Upper		Your Grade	
hCG, serum, quant mIU/mL (IU/L) ROCHE e411/ELECSYS BET	CHM-01	11.4	11.24	0.66	118	+0.2	9.2	13.3	Acceptable	
	CHM-02	175.0	173.43	10.59	119	+0.1	141.6	205.2	Acceptable	
	CHM-03	471.3	463.60	25.87	116	+0.3	385.9	541.3	Acceptable	
	CHM-04	221.4	215.02	12.27	117	+0.5	178.2	251.9	Acceptable	
	CHM-05	179.4	174.36	9.57	118	+0.5	145.6	203.1	Acceptable	
Potassium, serum mmol/L ION SELECT ELECT DIL ROCHE COBAS c500 SER	CHM-01	6.5	6.55	0.10	649	-0.5	6.0	7.1	Acceptable	
	CHM-02	4.8	4.89	0.09	653	-1.0	4.3	5.4	Acceptable	
	CHM-03	4.4	4.45	0.09	659	-0.6	3.9	5.0	Acceptable	
	CHM-04	2.0	2.03	0.08	647	-0.3	1.5	2.6	Acceptable	
	CHM-05	4.8	4.89	0.09	655	-1.0	4.3	5.4	Acceptable	
Sodium, serum mmol/L ION SELECT ELECT DIL ROCHE COBAS c500 SER	CHM-01	140	139.1	1.6	652	+0.6	135	144	Acceptable	
	CHM-02	139	138.4	1.3	646	+0.4	134	143	Acceptable	
	CHM-03	156	155.7	1.5	641	+0.2	151	160	Acceptable	
	CHM-04	120	119.5	1.4	648	+0.4	115	124	Acceptable	
	CHM-05	139	138.6	1.4	646	+0.2	134	143	Acceptable	
Triglycerides mg/dL ENZ COLOR w/o GB w/SB ROCHE COBAS c500 SER	CHM-01	95.00	93.531	3.090	13	+0.5	70.14	116.92	Acceptable	
	CHM-02	144.00	141.954	4.151	13	+0.5	106.46	177.45	Acceptable	
	CHM-03	253.00	251.738	8.400	13	+0.2	188.80	314.68	Acceptable	
	CHM-04	129.00	127.962	4.343	13	+0.2	95.97	159.96	Acceptable	
	CHM-05	144.00	142.131	4.200	13	+0.4	106.59	177.67	Acceptable	

The College of American Pathologists recommends that the result of this interlaboratory comparison not be used as a sole criterion for judging the performance of any individual clinical laboratory.



College of American Pathologists
325 Waukegan Road, Northfield, Illinois 60093-2750
800-323-4040 • <http://www.cap.org>

Advancing Excellence

CAP Number: 1258511-01 Kit# 1
Institution: NYS Dept of Health
Attention: Carol Wenzel BS,MT(ASCP)
City / State: Albany NY 12201-0509

Kit ID: 27368712
Kit Mailed: 3/17/2014
Original Evaluation: 5/19/2014

EVALUATION
ORIGINAL

C-A 2014 Chemistry

Test Unit of Measure Peer Group	Evaluation and Comparative Method Statistics									Plot of the Relative Distance of Your Results from Target as Percentages of allowed Deviation Survey -100-----Mean-----+100
	Specimen	Your Result	Mean	S.D.	No. of Labs	S.D.I	Limits of Acceptability Lower Upper		Your Grade	
Urea Nitrogen mg/dL UREASE WITH GLDH ROCHE COBAS c500 SER	CHM-01	10.7	10.76	0.41	670	-0.1	8.7	12.8	Acceptable	
	CHM-02	20.4	20.10	0.59	672	+0.5	18.1	22.1	Acceptable	
	CHM-03	19.2	18.90	0.53	666	+0.6	16.8	20.9	Acceptable	
	CHM-04	40.4	40.12	1.01	665	+0.3	36.5	43.8	Acceptable	
	CHM-05	20.5	20.13	0.56	665	+0.7	18.1	22.2	Acceptable	
Triiodothyronine (T3) ng/dL ROCHE e411/ELECSYS	CHM-01	77.7	81.96	7.77	36	-0.5	58.6	105.3	Acceptable	
	CHM-02	225.7	242.63	14.69	36	-1.2	198.5	286.7	Acceptable	
	CHM-03	419.3	439.78	31.10	36	-0.7	346.4	533.1	Acceptable	
	CHM-04	247.0	270.69	16.88	36	-1.4	220.0	321.4	Acceptable	
	CHM-05	230.5	249.14	18.27	37	-1.0	194.3	304.0	Acceptable	
Thyroxine ug/dL ROCHE e411/ELECSYS	CHM-01	2.4	2.62	0.23	55	-0.9	1.6	3.7	Acceptable	
	CHM-02	5.8	6.37	0.48	56	-1.2	5.0	7.7	Acceptable	
	CHM-03	13.5	14.00	1.03	54	-0.5	11.1	16.8	Acceptable	
	CHM-04	6.0	6.08	0.44	56	-0.2	4.8	7.3	Acceptable	
	CHM-05	5.8	6.46	0.50	55	-1.3	5.1	7.8	Acceptable	
Thyroid Stim Hormone uIU/mL (mIU/L) ROCHE e411/ELECSYS	CHM-01	0.75	0.752	0.029	145	-0.1	0.66	0.84	Acceptable	
	CHM-02	3.75	3.765	0.138	146	-0.1	3.35	4.18	Acceptable	
	CHM-03	10.75	10.824	0.480	148	-0.2	9.38	12.27	Acceptable	
	CHM-04	1.30	1.284	0.050	146	+0.3	1.13	1.44	Acceptable	
	CHM-05	3.80	3.775	0.146	147	+0.2	3.33	4.22	Acceptable	

The College of American Pathologists recommends that the result of this interlaboratory comparison not be used as a sole criterion for judging the performance of any individual clinical laboratory.



College of American Pathologists
325 Waukegan Road, Northfield, Illinois 60093-2750
800-323-4040 • <http://www.cap.org>

Advancing Excellence

CAP Number: 1258511-01 Kit# 1
Institution: NYS Dept of Health
Attention: Carol Wenzel BS,MT(ASCP)
City / State: Albany NY 12201-0509

Kit ID: 27368712
Kit Mailed: 3/17/2014
Original Evaluation: 5/19/2014

EVALUATION
ORIGINAL

C-A 2014 Chemistry

Test Unit of Measure Peer Group	Evaluation and Comparative Method Statistics									Plot of the Relative Distance of Your Results from Target as Percentages of allowed Deviation Survey -100-----Mean-----+100
	Specimen	Your Result	Mean	S.D.	No. of Labs	S.D.I	Limits of Acceptability Lower Upper		Your Grade	
Digoxin ng/mL KIMS ROCHE COBAS c500 SER	CHM-01									C-A 2014
	CHM-02									
	CHM-03									
	CHM-04									
	CHM-05									
	Method/Instrument									
Phenobarbital ug/mL KIMS ROCHE COBAS c500 SER	CHM-01	0.7	0.73	0.07	97	-0.4	0.5	1.0	Acceptable	C-A 2014
	CHM-02	1.4	1.37	0.09	98	+0.3	1.0	1.7	Acceptable	
	CHM-03	2.7	2.58	0.12	99	+1.1	2.0	3.1	Acceptable	
	CHM-04	1.5	1.50	0.08	99	+0.1	1.1	1.8	Acceptable	
	CHM-05	1.4	1.36	0.08	100	+0.5	1.0	1.7	Acceptable	
	Method/Instrument									
Phenytoin ug/mL KIMS ROCHE COBAS c500 SER	CHM-01	15.3	15.56	0.79	96	-0.3	12.4	18.7	Acceptable	C-A 2014
	CHM-02	34.3	34.64	1.29	95	-0.3	27.7	41.6	Acceptable	
	CHM-03		68.41	5.03	88				[22]	
	CHM-04	36.0	35.71	1.77	97	+0.2	28.5	42.9	Acceptable	
	CHM-05	35.4	34.73	1.64	96	+0.4	27.7	41.7	Acceptable	
	Method/Instrument									

The College of American Pathologists recommends that the result of this interlaboratory comparison not be used as a sole criterion for judging the performance of any individual clinical laboratory.



College of American Pathologists
325 Waukegan Road, Northfield, Illinois 60093-2750
800-323-4040 • <http://www.cap.org>

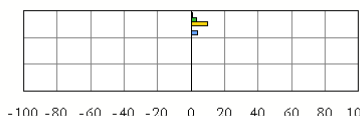
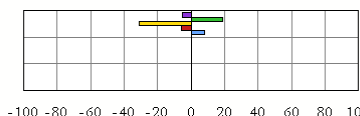
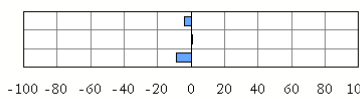
Advancing Excellence

CAP Number: 1258511-01 Kit# 1
Institution: NYS Dept of Health
Attention: Carol Wenzel BS,MT(ASCP)
City / State: Albany NY 12201-0509

Kit ID: 27368712
Kit Mailed: 3/17/2014
Original Evaluation: 5/19/2014

EVALUATION
ORIGINAL

C-A 2014 Chemistry

Test Unit of Measure Peer Group	Evaluation and Comparative Method Statistics									Plot of the Relative Distance of Your Results from Target as Percentages of allowed Deviation Survey -100-----Mean-----+100
	Specimen	Your Result	Mean	S.D.	No. of Labs	S.D.I	Limits of Acceptability Lower Upper		Your Grade	
Theophylline ug/mL KIMS ROCHE COBAS c500 SER	CHM-01	21.3	21.23	0.69	77	+0.1	15.9	26.6	Acceptable	C-A 2014 
	CHM-02	24.5	24.29	0.69	77	+0.3	18.2	30.4	Acceptable	
	CHM-03	10.9	10.63	0.36	77	+0.8	7.9	13.3	Acceptable	
	CHM-04		43.83	2.42	74				[22]	
	CHM-05	24.6	24.33	0.82	78	+0.3	18.2	30.5	Acceptable	
Vancomycin ug/mL or mg/L HOMOGENEOUS EIA ROCHE COBAS c500 SER	CHM-01									C-A 2014 
	CHM-02									
	CHM-03									
	CHM-04									
	CHM-05									
Method/Instrument	CHM-01	7.80	7.889	0.521	401	-0.2	6.32	9.46	Acceptable	
	CHM-02	22.20	21.614	0.976	394	+0.6	18.68	24.55	Acceptable	
	CHM-03	44.90	47.033	2.281	398	-0.9	40.19	53.88	Acceptable	
	CHM-04	24.00	24.192	1.055	397	-0.2	21.02	27.36	Acceptable	
	CHM-05	21.80	21.564	0.974	394	+0.2	18.64	24.49	Acceptable	
Pseudocholinesterase U/mL ROCHE COBAS c500 SER ROCHE/37 C	C7-01	8.0	8.10	0.24	15	-0.4	5.6	10.6	Acceptable	C-A 2014 C-C 2013 C-B 2013 

The College of American Pathologists recommends that the result of this interlaboratory comparison not be used as a sole criterion for judging the performance of any individual clinical laboratory.



College of American Pathologists
 325 Waukegan Road, Northfield, Illinois 60093-2750
 800-323-4040 • <http://www.cap.org>

Advancing Excellence

CAP Number: 1258511-01 Kit# 1
 Institution: NYS Dept of Health
 Attention: Carol Wenzel BS,MT(ASCP)
 City / State: Albany NY 12201-0509

Kit ID: 27368712
 Kit Mailed: 3/17/2014
 Original Evaluation: 5/19/2014

EVALUATION
 ORIGINAL

C-A 2014 Chemistry

CMS Performance Summary for Analytes Regulated Under the Clinical Laboratory Improvement Amendments of 1988

CLIA ID #: 33D0654341

Subspecialty : Routine Chemistry

Regulated Analyte	Proficiency Event 2013 2			Proficiency Event 2013 3			Proficiency Event 2014 1			Current Event Performance Interpretation	Cumulative CLIA '88 Performance Interpretation
	Test Event	Score	%	Test Event	Score	%	Test Event	Score	%		
Chloride	C-B	5 / 5	100	C-C	5 / 5	100	C-A	5 / 5	100	Satisfactory	Successful
Cholesterol, Total	C-B	5 / 5	100	C-C	5 / 5	100	C-A	5 / 5	100	Satisfactory	Successful
Creatinine	C-B	5 / 5	100	C-C	5 / 5	100	C-A	5 / 5	100	Satisfactory	Successful
Glucose	C-B	5 / 5	100	C-C	5 / 5	100	C-A	5 / 5	100	Satisfactory	Successful
Potassium	C-B	5 / 5	100	C-C	5 / 5	100	C-A	5 / 5	100	Satisfactory	Successful
Sodium	C-B	5 / 5	100	C-C	5 / 5	100	C-A	5 / 5	100	Satisfactory	Successful
Triglycerides	C-B	5 / 5	100	C-C	5 / 5	100	C-A	5 / 5	100	Satisfactory	Successful
Urea Nitrogen	C-B	5 / 5	100	C-C	5 / 5	100	C-A	5 / 5	100	Satisfactory	Successful
Routine Chemistry		40 / 40	100		40 / 40	100		40 / 40	100	Satisfactory	Successful

The College of American Pathologists recommends that the result of this interlaboratory comparison not be used as a sole criterion for judging the performance of any individual clinical laboratory.



College of American Pathologists
 325 Waukegan Road, Northfield, Illinois 60093-2750
 800-323-4040 • http://www.cap.org

Advancing Excellence

CAP Number: 1258511-01 Kit# 1
 Institution: NYS Dept of Health
 Attention: Carol Wenzel BS,MT(ASCP)
 City / State: Albany NY 12201-0509

Kit ID: 27368712
 Kit Mailed: 3/17/2014
 Original Evaluation: 5/19/2014

EVALUATION
 ORIGINAL

C-A 2014 Chemistry

CMS Performance Summary for Analytes Regulated Under the Clinical Laboratory Improvement Amendments of 1988

CLIA ID #: 33D0654341

Subspecialty : Endocrinology

Regulated Analyte	Proficiency Event 2013 2			Proficiency Event 2013 3			Proficiency Event 2014 1			Current Event Performance Interpretation	Cumulative CLIA '88 Performance Interpretation
	Test Event	Score	%	Test Event	Score	%	Test Event	Score	%		
hCG	C-B	5 / 5	100	C-C	5/5	100	C-A	5/5	100	Satisfactory	Successful
Triiodothyronine (T3)	C-B	5 / 5	100	C-C	5/5	100	C-A	5/5	100	Satisfactory	Successful
TSH	C-B	5 / 5	100	C-C	5/5	100	C-A	5/5	100	Satisfactory	Successful
Thyroxine (T4, Total)	C-B	5 / 5	100	C-C	5/5	100	C-A	5/5	100	Satisfactory	Successful
Endocrinology		20/20	100		20/20	100		20/20	100	Satisfactory	Successful

The College of American Pathologists recommends that the result of this interlaboratory comparison not be used as a sole criterion for judging the performance of any individual clinical laboratory.



College of American Pathologists
 325 Waukegan Road, Northfield, Illinois 60093-2750
 800-323-4040 • <http://www.cap.org>

Advancing Excellence

CAP Number: 1258511-01 Kit# 1
 Institution: NYS Dept of Health
 Attention: Carol Wenzel BS,MT(ASCP)
 City / State: Albany NY 12201-0509

Kit ID: 27368712
 Kit Mailed: 3/17/2014
 Original Evaluation: 5/19/2014

EVALUATION
 ORIGINAL

C-A 2014 Chemistry

CMS Performance Summary for Analytes Regulated Under the Clinical Laboratory Improvement Amendments of 1988

CLIA ID #: 33D0654341

Subspecialty : Toxicology

Regulated Analyte	Proficiency Event 2013 2			Proficiency Event 2013 3			Proficiency Event 2014 1			Current Event Performance Interpretation	Cumulative CLIA '88 Performance Interpretation
	Test Event	Score	%	Test Event	Score	%	Test Event	Score	%		
Blood Lead	BL-B	5 / 5	100	BL-C	5 / 5	100	BL-A	5 / 5	100	Satisfactory	Successful
Digoxin	Z-B	5 / 5	100	Z-C	5 / 5	100	C-A	5 / 5	100	Satisfactory	Successful
Phenobarbital	Z-B	5 / 5	100	Z-C	5 / 5	100	C-A	5 / 5	100	Satisfactory	Successful
Phenytoin	Z-B	5 / 5	100	Z-C	5 / 5	100	C-A	5 / 5	100	Satisfactory	Successful
Theophylline	Z-B	5 / 5	100	Z-C	5 / 5	100	C-A	5 / 5	100	Satisfactory	Successful
Toxicology		25 / 25	100		25 / 25	100		25 / 25	100	Satisfactory	Successful

The College of American Pathologists recommends that the result of this interlaboratory comparison not be used as a sole criterion for judging the performance of any individual clinical laboratory.