

## **FCC RCC Form 480 Filing Interface Screenshots**

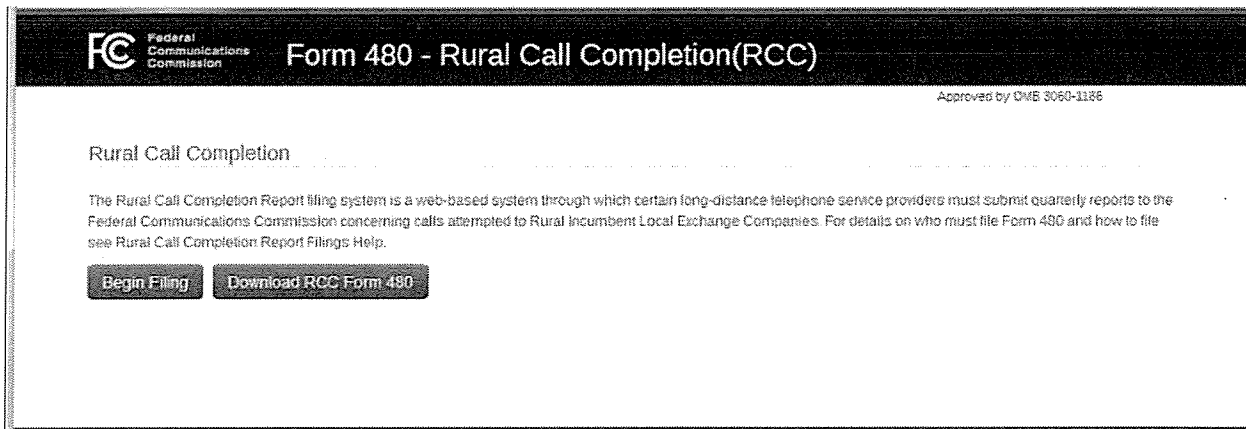
1. Initial menu
2. Download RCC Form 480 [Excel template] – Save File option
3. Download RCC Form 480 [Excel template] – Open File option
4. Begin Filing – Login
5. Filer Company Name Confirmation
6. Filer Information and Certification
7. RCC Form 480 Filing Submission and Non-disclosure – upload Excel file
8. RCC Form 480 Filing Submission Confirmation

### **FCC NOTICE REQUIRED BY THE PAPERWORK REDUCTION ACT**

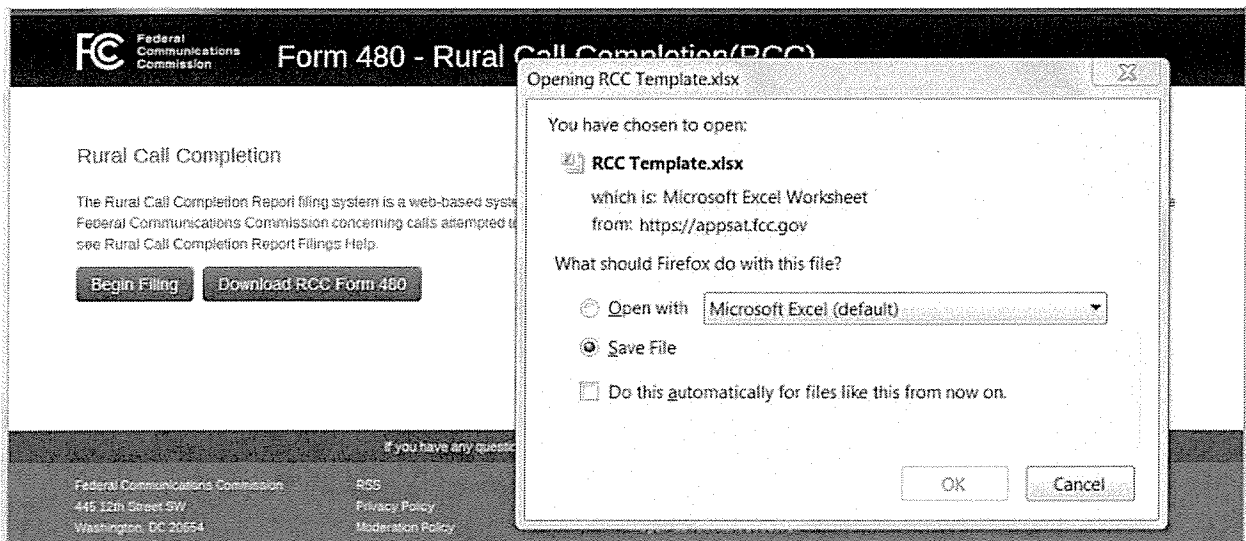
We have estimated that each response to this collection of information will take 12.5 hours (per quarter). Our estimate includes the time to read the instructions, look through existing records, gather and maintain the required data, and actually complete and review the form or response. If you have any comments on this estimate, or on how we can improve the collection and reduce the burden it causes you, please write the Federal Communications Commission, AMD-PERM, Paperwork Reduction Project (3060-1186), Washington, DC 20554. We will also accept your comments via the Internet if you send them to [pra@fcc.gov](mailto:pra@fcc.gov). Please **DO NOT SEND COMPLETED APPLICATIONS TO THIS ADDRESS**. Remember - you are not required to respond to a collection of information sponsored by the Federal government, and the government may not conduct or sponsor this collection, unless it displays a currently valid OMB control number or if we fail to provide you with this notice. This collection has been assigned an OMB control number of 3060-1186.

**THE FOREGOING NOTICE IS REQUIRED BY THE PAPERWORK REDUCTION ACT OF 1995, P.L. 104-13, OCTOBER 1, 1995, 44 U.S.C. 3507**

## 1. Initial menu



## 2. Download RCC Form 480 [Excel template] – Save File option



3. Download RCC Form 480 [Excel template] – Open File option

The screenshot shows the FCC website interface for Form 480 - Rural Call Completion (RCC). The website header includes the FCC logo and the text "Form 480 - Rural Call Completion (RCC)". Below the header, there is a section titled "Rural Call Completion" with a brief description and two buttons: "Begin Filing" and "Download RCC Form".

Overlaid on the website is a Microsoft Excel spreadsheet titled "RCC Template.xlsx". The spreadsheet has a menu bar with "File", "Home", "Insert", "Page Layout", "Formulas", "Data", "Review", and "View". The active cell is D2, containing the date "1/1/2015". The spreadsheet contains a table with the following structure:

| State | Rural OCN | Interstate      |          |      |                |                |                  |                   |                 |     |  |
|-------|-----------|-----------------|----------|------|----------------|----------------|------------------|-------------------|-----------------|-----|--|
|       |           | Mandatory       |          |      |                |                | Optional         |                   |                 |     |  |
|       |           | Calls Attempted | Answered | Buoy | Ring No Answer | Unasgnd Number | % Calls Answered | % Calls Completed | Calls Attempted | Ans |  |
| AK    | 1449      |                 |          |      |                |                |                  |                   |                 |     |  |
| AK    | 3001      |                 |          |      |                |                |                  |                   |                 |     |  |
| AK    | 3002      |                 |          |      |                |                |                  |                   |                 |     |  |
| AK    | 3003      |                 |          |      |                |                |                  |                   |                 |     |  |
| AK    | 3004      |                 |          |      |                |                |                  |                   |                 |     |  |
| AK    | 3005      |                 |          |      |                |                |                  |                   |                 |     |  |
| AK    | 3006      |                 |          |      |                |                |                  |                   |                 |     |  |

The spreadsheet also shows a navigation bar at the bottom with tabs for "Jan 2015", "Feb 2015", "Mar 2015", and "AD - Jan 2015".

4. Begin Filing - Login

The screenshot shows the login page of the FCC website for Form 480 - Rural Call Completion (RCC). The header includes the FCC logo and the text "Form 480 - Rural Call Completion (RCC)". Below the header, there is a section titled "Log In" with a form containing the following fields:

- FRN:
- 23#####2
- Password:
- \*\*\*\*\*

There is a "Log In" button at the bottom of the form. At the bottom of the page, there is a footer that reads: "If you have any questions or need assistance, please send an email to RCCFiling@fcc.gov".

## 5. Filer Company Name Confirmation

The screenshot shows the FCC Form 480 - Rural Call Completion (RCC) Filer Company Name Confirmation page. The page header includes the FCC logo, the text "Federal Communications Commission", the title "Form 480 - Rural Call Completion(RCC)", and the filer ID "Filer FRN: 23####62". Below the header is a navigation bar with "Home", "Help", and "Logout" links. The main content area is titled "Filer Company Name Confirmation" and contains the instruction: "Please confirm that you are filing on behalf of the following Company/Filer. If you are filing on behalf of another company please contact Help for further assistance." Below this instruction is a text input field labeled "Company/Filer" containing the text "Pottsylvania Telecom". At the bottom of the form are two buttons: "Cancel" and "Confirm & Continue". The footer of the page contains the text: "If you have any questions or need assistance, please send an email to RCCFiling@fcc.gov."

Federal Communications Commission

Form 480 - Rural Call Completion(RCC)

Filer FRN: 23####62

Approved by OMB 3060-1185

Home Help Logout

### Filer Company Name Confirmation

Please confirm that you are filing on behalf of the following Company/Filer. If you are filing on behalf of another company please contact Help for further assistance.

Company/Filer

Pottsylvania Telecom

Cancel Confirm & Continue

If you have any questions or need assistance, please send an email to RCCFiling@fcc.gov.

## 6. Filer Information and Certification

**FC** Federal Communications Commission **Form 480 - Rural Call Completion(RCC)** Filer FRN: 23#FR32

Approved by CME 0050-1105

[Home](#) [Help](#) [Logout](#)

### Filer Information

**Company/Provider**  
Pottsylvania Telecom

**Filer Name**  
Natasha Fatale

**Filer Phone Number**  
(202) 419-0000

**Email**  
Natasha@Pottsylvania.net

**Confirmatory Email**  
Natasha@Pottsylvania.net

**Confirming Official's Name**  
Boris Baidenov

**Confirming Official's Title**  
World's Greatest No-goodnik

**Cerify:**  
Official (corporate officer, managing partner, or sole proprietor) whose signature certifies that he/she has examined the information contained in this submission and that, to the best of his/her knowledge, information and belief, all information contained in this Form submission is true and correct. For purposes of this submission, the entry of the official's name on this line shall constitute that official's electronic signature to this certification. Persons providing willful false information can be punished by fine or imprisonment under the Communications Act, 47 U.S.C. 250(e).

**Save & Continue**

If you have any questions or need assistance, please send an email to [RCC filing@fcc.gov](mailto:RCC filing@fcc.gov).

7. Form 480 Filing Submission and Non-disclosure – upload Excel file

FCC Federal Communications Commission

Form 480 - Rural Call Completion(RCC)

Filer FRN: 23###52

Approved by OMB 3050-1186

Home Help Logout

### RCC Form 480 Filing

Filing Period:

2015-Q1

File:

Browse RCC Form480 (2015 Q1).xlsx

Request for Non-Disclosure:

I request non-disclosure of the information in this submission because I believe that this information is privileged and confidential and public disclosure of such information would likely cause substantial harm to our competitive position.


Description:

This filing is for our 2015 Q1

Save & Continue

If you have any questions or need assistance, please send an email to RCCFiling@fcc.gov

## 8. Form 480 Filing Submission Confirmation

|  |  |                           |
|--|--|---------------------------|
|  Federal Communications Commission              | <b>Form 480 - Rural Call Completion(RCC)</b> | Approved by OMB 3060-1186 |
| <b>RCC Form 480 Filing Confirmation</b>  |  |                           |
| RCC filing is complete. Receipt Number for this filing is RCC-19. Please save this Receipt number for your record.               |  |                           |
| Company/Provider:  | Pottsylvania Telecom                         |                           |
| Filing Period:   | 2014 - Q3                                    |                           |
| Filer Name:  | Natasha Fatale                               |                           |
| Phone Number:  | (202) 418-0000                               |                           |
| Email Address:   | natasha@pottsylvania.net                     |                           |
| Certifying Official Name:  | Boris Badenov                                |                           |
| Certifying Official Title:   | World's Greatest Nogood-nik                  |                           |
| File:  | RCC Form480 (2015 Q1).xlsx                   |                           |
| Receipt Number:  | RCC-19                                       |                           |
| <a href="#">Exit RCC</a>   |  |                           |
| If you have any questions or need assistance, please send an email to <a href="mailto:RCCFiling@fcc.gov">RCCFiling@fcc.gov</a> . |  |                           |