

Attachment D: Instrument - Web Version for Multi-county districts



The image shows a web form titled "Survey Access" with a blue header. Below the header, the text "Please input your Survey Access Code" is displayed above a text input field. To the right of the input field is a "Login" button.

**Survey Access**

Please input your Survey Access Code

Login



## County Health Policy Implementation Assessment

Form Approved  
OMB No. 0920-0879  
Expiration Date 03/31/2018


**INTRO.** Before we get started, please review the following information about this study.

- The County Health Policy Implementation Assessment (CHPIA) Survey is funded by the National Center for Chronic Disease Prevention and Health Promotion at the Centers for Disease Control and Prevention (CDC). RTI International is the data collection contractor conducting the assessment for CDC. RTI is an independent, nonprofit research institute headquartered in Research Triangle Park, NC.
- We are working with local county health departments in Washington and North Carolina. You were identified as someone who can answer questions about your health department.
- Your participation in this assessment is voluntary.
- Answering questions about a single county health department takes about 20 minutes. If you are reporting on more than county, we estimate that each additional county will take about 8 minutes to complete.
- If you have any questions about this assessment, please contact Chris Stringer at RTI International. His phone number is 919-541-7218 and his email is [stringer@rti.org](mailto:stringer@rti.org).

CDC estimates the average public reporting burden for this collection of information as 20 minutes per response, including the time for reviewing instructions, searching existing data/information sources, gathering and maintaining the data/information needed, and completing and reviewing the collection of information. An agency may not conduct or sponsor, and a person is not required to respond to a collection of information unless it displays a currently valid OMB control number. Send comments regarding this burden estimate or any other aspect of this collection of information, including suggestions for reducing burden to CDC/ATSDR Information Collection Review Office, 1600 Clifton Road NE, MS D-74, Atlanta, Georgia 30333; ATTN: PRA (0920-0879).

Click Next to continue.

Next 



## County Health Policy Implementation Assessment

Progress  0%

**Q1. What is your job title at the local health department/district?**

[← Back](#)

[Next →](#)



## County Health Policy Implementation Assessment

Progress  0%

**Q2.** Which one of the following best describes your local health department's (LHD) organizational structure?

- My LHD is a free-standing public health agency.
- My LHD is part of a health and human services agency.
- Neither of these statements describes my LHD.

[← Back](#)

[Next →](#)



## County Health Policy Implementation Assessment

Progress  1%

**Q3.** To whom does the LHD report? Please choose one.

- Elected County Board of Health
- Appointed County Board of Health
- County Commission
- County Elected or Appointed Executive
- County Merit System Official in another Agency
- Health and Human Services Agency Head
- State Health Agency
- Joint reporting both locally and to the state health agency
- Other

[← Back](#)

[Next →](#)



## County Health Policy Implementation Assessment

Progress  1%

**Q3A.** What other group does the LHD report to?

◀ Back

Next ▶



## County Health Policy Implementation Assessment

Progress  2%

**MULTICOUNT.** The questions below are about the health department where you work. Our records indicate that you work for a multi-county health district that covers A,B,C Health Departments.

Please answer each question to the best of your ability. We expect that one health department employee, such as a department head or chronic disease director, should be able to answer questions on behalf of the department. If you find that you are not the best employee to provide a response, please email [stringer@rti.org](mailto:stringer@rti.org) and provide the contact information of a suitable replacement.

Would you prefer to answer the questions on behalf of the multi-county health district, or to answer questions separately for each county in the district?

- I prefer to answer the questions about the multi-county health district as a whole
- I will answer the questions about each county separately

◀ Back

Next ▶



## County Health Policy Implementation Assessment

Progress  3%

**SECCONT.** Thank you for your response. As you complete the questionnaire, the screens will instruct you to answer questions about counties one at a time.

**Click Next to continue.**

[← Back](#)

[Next →](#)





## County Health Policy Implementation Assessment


Progress  3%

**WHICH CNTY.** For which county are you going to provide answers?

- A County
- B County
- Will complete questions on other counties later

 **Back**

**Next** 



## County Health Policy Implementation Assessment

Progress  5%

Please answer these questions about A County.

**Q4.** Overall, how much of an impact does your health department/district have on the process for making policies related to chronic disease prevention and health promotion for the residents who live in your county/district? (Select one)

- Large impact
- Moderate impact
- Small impact
- Very small impact
- No impact
- Don't know

 Back

Next 



## County Health Policy Implementation Assessment

Progress  5%

Please answer these questions about A County.

**Q5.** In the past 12 months, how often did your health department/district partner with the following *agencies or departments* for the purpose of advancing policies related to chronic disease prevention and health promotion?


	Always	Often	Sometimes	Rarely	Never	Don't know
Zoning	<input type="radio"/>	<input type="radio"/>	<input type="radio"/>	<input type="radio"/>	<input type="radio"/>	<input type="radio"/>
Comprehensive land use planning	<input type="radio"/>	<input type="radio"/>	<input type="radio"/>	<input type="radio"/>	<input type="radio"/>	<input type="radio"/>
Transportation	<input type="radio"/>	<input type="radio"/>	<input type="radio"/>	<input type="radio"/>	<input type="radio"/>	<input type="radio"/>
Public works	<input type="radio"/>	<input type="radio"/>	<input type="radio"/>	<input type="radio"/>	<input type="radio"/>	<input type="radio"/>
Restaurant/hospitality inspection	<input type="radio"/>	<input type="radio"/>	<input type="radio"/>	<input type="radio"/>	<input type="radio"/>	<input type="radio"/>
Public safety/policing	<input type="radio"/>	<input type="radio"/>	<input type="radio"/>	<input type="radio"/>	<input type="radio"/>	<input type="radio"/>
Education	<input type="radio"/>	<input type="radio"/>	<input type="radio"/>	<input type="radio"/>	<input type="radio"/>	<input type="radio"/>
Parks and recreation	<input type="radio"/>	<input type="radio"/>	<input type="radio"/>	<input type="radio"/>	<input type="radio"/>	<input type="radio"/>

[← Back](#)

[Next →](#)



## County Health Policy Implementation Assessment

Progress  6%

Please answer these questions about A County.

**Q6.** In the past 12 months, how often did your health department/district partner with the following *entities or organizations* for the purpose of advancing policies related to chronic disease prevention and health promotion?


	Always	Often	Sometimes	Rarely	Never	Don't know
State health department	<input type="radio"/>	<input type="radio"/>	<input type="radio"/>	<input type="radio"/>	<input type="radio"/>	<input type="radio"/>
Municipalities <i>within</i> the county/district	<input type="radio"/>	<input type="radio"/>	<input type="radio"/>	<input type="radio"/>	<input type="radio"/>	<input type="radio"/>
Municipalities in <i>other</i> counties/districts	<input type="radio"/>	<input type="radio"/>	<input type="radio"/>	<input type="radio"/>	<input type="radio"/>	<input type="radio"/>
Nonprofit organizations (Red Cross, American Heart Association, PTAs)	<input type="radio"/>	<input type="radio"/>	<input type="radio"/>	<input type="radio"/>	<input type="radio"/>	<input type="radio"/>
Public and private schools (K-12)	<input type="radio"/>	<input type="radio"/>	<input type="radio"/>	<input type="radio"/>	<input type="radio"/>	<input type="radio"/>
Colleges and universities	<input type="radio"/>	<input type="radio"/>	<input type="radio"/>	<input type="radio"/>	<input type="radio"/>	<input type="radio"/>
Hospitals, health systems, or other clinical providers	<input type="radio"/>	<input type="radio"/>	<input type="radio"/>	<input type="radio"/>	<input type="radio"/>	<input type="radio"/>
Pharmacies	<input type="radio"/>	<input type="radio"/>	<input type="radio"/>	<input type="radio"/>	<input type="radio"/>	<input type="radio"/>
Large employers in county/district	<input type="radio"/>	<input type="radio"/>	<input type="radio"/>	<input type="radio"/>	<input type="radio"/>	<input type="radio"/>
Fitness or wellness centers	<input type="radio"/>	<input type="radio"/>	<input type="radio"/>	<input type="radio"/>	<input type="radio"/>	<input type="radio"/>
Places of worship	<input type="radio"/>	<input type="radio"/>	<input type="radio"/>	<input type="radio"/>	<input type="radio"/>	<input type="radio"/>

[← Back](#)

[Next →](#)



## County Health Policy Implementation Assessment

Progress  6%

Please answer these questions about A County.

**Q7.** Are there organizations that your health department/district has not been able to form a partnership with for the purpose of advancing policies related to chronic disease prevention and health promotion but would like to work with?

- Yes
- No

[← Back](#) [Next →](#)



## County Health Policy Implementation Assessment

Progress  6%

Please answer these questions about A County.


**Q7A.** Please list:

[← Back](#)

[Next →](#)



## County Health Policy Implementation Assessment

Progress  7%

Please answer these questions about A County.

**Q8.** In the past 12 months, how often did your health department/district face the following barriers to partnering with other agencies?


	Always	Often	Sometimes	Rarely	Never	N/A (Never tried partnering)
Bureaucratic organization barrier	<input type="radio"/>	<input type="radio"/>	<input type="radio"/>	<input type="radio"/>	<input type="radio"/>	<input type="radio"/>
Workload or time constraint	<input type="radio"/>	<input type="radio"/>	<input type="radio"/>	<input type="radio"/>	<input type="radio"/>	<input type="radio"/>
Other agencies or organizations not interested	<input type="radio"/>	<input type="radio"/>	<input type="radio"/>	<input type="radio"/>	<input type="radio"/>	<input type="radio"/>
Budget constraints	<input type="radio"/>	<input type="radio"/>	<input type="radio"/>	<input type="radio"/>	<input type="radio"/>	<input type="radio"/>
Not aware of other agencies to work with	<input type="radio"/>	<input type="radio"/>	<input type="radio"/>	<input type="radio"/>	<input type="radio"/>	<input type="radio"/>

[← Back](#)

[Next →](#)



## County Health Policy Implementation Assessment

Progress  8%

Please answer these questions about A County.

**Q9.** In the past 12 months, how often did your health department/district use the following communication channels to increase awareness of policies related to chronic disease prevention and health promotion?

	Always	Often	Sometimes	Rarely	Never	Don't know
Public service announcements	<input type="radio"/>	<input type="radio"/>	<input type="radio"/>	<input type="radio"/>	<input type="radio"/>	<input type="radio"/>
Facebook	<input type="radio"/>	<input type="radio"/>	<input type="radio"/>	<input type="radio"/>	<input type="radio"/>	<input type="radio"/>
Twitter	<input type="radio"/>	<input type="radio"/>	<input type="radio"/>	<input type="radio"/>	<input type="radio"/>	<input type="radio"/>
YouTube	<input type="radio"/>	<input type="radio"/>	<input type="radio"/>	<input type="radio"/>	<input type="radio"/>	<input type="radio"/>
Email contact lists	<input type="radio"/>	<input type="radio"/>	<input type="radio"/>	<input type="radio"/>	<input type="radio"/>	<input type="radio"/>
Mobile apps	<input type="radio"/>	<input type="radio"/>	<input type="radio"/>	<input type="radio"/>	<input type="radio"/>	<input type="radio"/>

[← Back](#) [Next →](#)





## County Health Policy Implementation Assessment

Progress  9%

### Tobacco Policy

Please answer these questions about A County.

**Q10.** Using the categories below, please indicate the status of tobacco policy in your county/district.

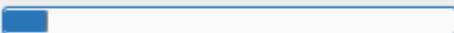
	This has not been identified as a policy priority in this county/district	This has been identified as a policy priority and an agenda is being developed	A policy is being formulated for adoption	A policy has been adopted and is being implemented	A policy is in place in some municipalities but not within the county/district as a whole	A policy is implemented and is being enforced and evaluated	Don't know
Smoke-free indoor air policies	<input type="radio"/>	<input type="radio"/>	<input type="radio"/>	<input type="radio"/>	<input type="radio"/>	<input type="radio"/>	<input type="radio"/>
Policies on tobacco use in public or subsidized housing	<input type="radio"/>	<input type="radio"/>	<input type="radio"/>	<input type="radio"/>	<input type="radio"/>	<input type="radio"/>	<input type="radio"/>
Smoke-free outdoor air policies	<input type="radio"/>	<input type="radio"/>	<input type="radio"/>	<input type="radio"/>	<input type="radio"/>	<input type="radio"/>	<input type="radio"/>
Reducing minor access to tobacco products	<input type="radio"/>	<input type="radio"/>	<input type="radio"/>	<input type="radio"/>	<input type="radio"/>	<input type="radio"/>	<input type="radio"/>
Limiting locations where tobacco is sold or point of sale restrictions	<input type="radio"/>	<input type="radio"/>	<input type="radio"/>	<input type="radio"/>	<input type="radio"/>	<input type="radio"/>	<input type="radio"/>
Raising the cost of tobacco products by increasing taxes, restricting use of promotional coupons or setting minimum price floors	<input type="radio"/>	<input type="radio"/>	<input type="radio"/>	<input type="radio"/>	<input type="radio"/>	<input type="radio"/>	<input type="radio"/>
Regulating emerging tobacco products such as hookah or e-cigarettes	<input type="radio"/>	<input type="radio"/>	<input type="radio"/>	<input type="radio"/>	<input type="radio"/>	<input type="radio"/>	<input type="radio"/>

[← Back](#)

[Next →](#)




## County Health Policy Implementation Assessment


Progress  9%

Please answer these questions about A County.

**Q11.** If a new policy initiative related to tobacco use were to be proposed, how much of a role would your county health department/district have in the policy development process?


- 1 - No Role
- 2
- 3
- 4
- 5 - Major Role
- Don't know

 Back

Next 



## County Health Policy Implementation Assessment

Progress  10%

Please answer these questions about A County.

**Q12.** If a new policy initiative related to medical and/or recreational marijuana use were to be proposed, how much of a role would your county health department/district have in the policy development process?

- 1 - No Role
- 2
- 3
- 4
- 5 - Major Role
- Don't know

[← Back](#) [Next →](#)



Q13 pt 2

Nutrition standards or other policies related to foods served in child care settings

Nutritional or menu labeling in restaurants or similar venues

Policies or incentive programs that encourage farmers markets, farm stands, and/or produce carts

Policies that allow all breastfeeding employees in the local government time and space to pump breast milk

◀ Back

Next ▶

Q13



## County Health Policy Implementation Assessment

Progress  11/6

### Nutrition Policy

Please answer these questions about A County

**Q13.** Using the categories below, please indicate the status of nutrition policy in your county/district.

	This has not been identified as a policy priority in this county/district	This has been identified as a policy priority and an agenda is being developed	A policy is being formulated for adoption	A policy has been adopted and is being implemented	A policy is in place in some municipalities but not within the county/district as a whole	A policy is implemented and is being enforced and evaluated	Don't know
Policies related to sodium-reduction/control	<input type="radio"/>	<input type="radio"/>	<input type="radio"/>	<input type="radio"/>	<input type="radio"/>	<input type="radio"/>	<input type="radio"/>
Policies or incentive programs that encourage the addition of new supermarkets, groceries or similar stores to the county/district	<input type="radio"/>	<input type="radio"/>	<input type="radio"/>	<input type="radio"/>	<input type="radio"/>	<input type="radio"/>	<input type="radio"/>
Policies or incentive programs that improve the availability of healthy foods and beverages in existing food and beverages in existing food retail stores	<input type="radio"/>	<input type="radio"/>	<input type="radio"/>	<input type="radio"/>	<input type="radio"/>	<input type="radio"/>	<input type="radio"/>
Nutrition standards or other policies related to foods served or sold in government facilities	<input type="radio"/>	<input type="radio"/>	<input type="radio"/>	<input type="radio"/>	<input type="radio"/>	<input type="radio"/>	<input type="radio"/>
Nutrition standards or other policies related to foods served or sold in schools	<input type="radio"/>	<input type="radio"/>	<input type="radio"/>	<input type="radio"/>	<input type="radio"/>	<input type="radio"/>	<input type="radio"/>
Nutrition standards or other policies related to foods served in child care settings	<input type="radio"/>	<input type="radio"/>	<input type="radio"/>	<input type="radio"/>	<input type="radio"/>	<input type="radio"/>	<input type="radio"/>
Nutritional or menu labeling in restaurants or similar venues	<input type="radio"/>	<input type="radio"/>	<input type="radio"/>	<input type="radio"/>	<input type="radio"/>	<input type="radio"/>	<input type="radio"/>
Policies or incentive programs that encourage farmers markets, farm stands, and/or produce carts	<input type="radio"/>	<input type="radio"/>	<input type="radio"/>	<input type="radio"/>	<input type="radio"/>	<input type="radio"/>	<input type="radio"/>
Policies that allow all breastfeeding employees in the local government time and space to pump breast milk	<input type="radio"/>	<input type="radio"/>	<input type="radio"/>	<input type="radio"/>	<input type="radio"/>	<input type="radio"/>	<input type="radio"/>

[Back](#)

[Next](#)



## County Health Policy Implementation Assessment

Progress  11%

Please answer these questions about A County.

**Q14.** If a new policy initiative related to nutrition were to be proposed, how much of a role would your county health department/district have in the policy development process?

- 1 - No Role
- 2
- 3
- 4
- 5 - Major Role
- Don't know

[← Back](#)


[Next →](#)







## County Health Policy Implementation Assessment

Progress  12%

### Physical Activity Policy

Please answer these questions about A County.

**Q15.** Using the categories below, please indicate the status of physical activity policy in your county/district.

	This has not been identified as a policy priority in this county/district	This has been identified as a policy priority and an agenda is being developed	A policy is being formulated for adoption	A policy has been adopted and is being implemented	A policy is in place in some municipalities but not within the county/district as a whole	A policy is implemented and is being enforced and evaluated	Don't know
Policies that encourage pedestrian friendly streets and communities	<input type="radio"/>	<input type="radio"/>	<input type="radio"/>	<input type="radio"/>	<input type="radio"/>	<input type="radio"/>	<input type="radio"/>
Policies that support accessible park and playground development near residential areas	<input type="radio"/>	<input type="radio"/>	<input type="radio"/>	<input type="radio"/>	<input type="radio"/>	<input type="radio"/>	<input type="radio"/>
Policies related to public transportation	<input type="radio"/>	<input type="radio"/>	<input type="radio"/>	<input type="radio"/>	<input type="radio"/>	<input type="radio"/>	<input type="radio"/>
Policies for physical education, recess or other opportunities for children to be physically active in schools	<input type="radio"/>	<input type="radio"/>	<input type="radio"/>	<input type="radio"/>	<input type="radio"/>	<input type="radio"/>	<input type="radio"/>
Policies that encourage physical activity in child care centers	<input type="radio"/>	<input type="radio"/>	<input type="radio"/>	<input type="radio"/>	<input type="radio"/>	<input type="radio"/>	<input type="radio"/>
Shared-use agreements with schools that allows the public to use school recreational							

Q15 pt 2

Shared-use agreements with schools that allows the public to use school recreational facilities (for example, gymnasiums, athletic fields, or playgrounds) during non-school hours

Safe route to school policies to encourage walking and bicycling to school

Policies promoting sun safety and skin cancer prevention in schools (e.g., carrying and using sunscreen, hat wearing in outdoor settings)



Back

Next



Q15



## County Health Policy Implementation Assessment

Progress  12%

### Physical Activity Policy

Please answer these questions about A County

**Q15.** Using the categories below, please indicate the status of physical activity policy in your county/district.

	This has not been identified as a policy priority in this county/district	This has been identified as a policy priority and an agenda is being developed	A policy is being formulated for adoption	A policy has been adopted and is being implemented	A policy is in place in some municipalities but not within the county/district as a whole	A policy is implemented and is being enforced and evaluated	Don't know
Policies that encourage pedestrian friendly streets and communities	<input type="radio"/>	<input type="radio"/>	<input type="radio"/>	<input type="radio"/>	<input type="radio"/>	<input type="radio"/>	<input type="radio"/>
Policies that support accessible park and playground development near residential areas	<input type="radio"/>	<input type="radio"/>	<input type="radio"/>	<input type="radio"/>	<input type="radio"/>	<input type="radio"/>	<input type="radio"/>
Policies related to public transportation	<input type="radio"/>	<input type="radio"/>	<input type="radio"/>	<input type="radio"/>	<input type="radio"/>	<input type="radio"/>	<input type="radio"/>
Policies for physical education, recess or other opportunities for children to be physically active in schools	<input type="radio"/>	<input type="radio"/>	<input type="radio"/>	<input type="radio"/>	<input type="radio"/>	<input type="radio"/>	<input type="radio"/>
Policies that encourage physical activity in child care centers	<input type="radio"/>	<input type="radio"/>	<input type="radio"/>	<input type="radio"/>	<input type="radio"/>	<input type="radio"/>	<input type="radio"/>
Shared-use agreements with schools that allows the public to use school recreational facilities (for example, gymnasiums, athletic fields, or playgrounds) during non-school hours	<input type="radio"/>	<input type="radio"/>	<input type="radio"/>	<input type="radio"/>	<input type="radio"/>	<input type="radio"/>	<input type="radio"/>
Safe route to school policies to encourage walking and bicycling to school	<input type="radio"/>	<input type="radio"/>	<input type="radio"/>	<input type="radio"/>	<input type="radio"/>	<input type="radio"/>	<input type="radio"/>
Policies promoting sun safety and skin cancer prevention in schools (e.g., carrying and using sunscreen, hat wearing in outdoor settings)	<input type="radio"/>	<input type="radio"/>	<input type="radio"/>	<input type="radio"/>	<input type="radio"/>	<input type="radio"/>	<input type="radio"/>

[Back](#)

[Next](#)



## County Health Policy Implementation Assessment

Progress  13%

Please answer these questions about A County.

**Q16. Is there a designated public health representative from your health department/district on the ...**


	Yes	No	No such commission/committee	Don't Know
Planning and/or zoning commission?	<input type="radio"/>	<input type="radio"/>	<input type="radio"/>	<input type="radio"/>
Pedestrian, bicycle, or alternative transportation advisory committee?	<input type="radio"/>	<input type="radio"/>	<input type="radio"/>	<input type="radio"/>

[← Back](#)

[Next →](#)



## County Health Policy Implementation Assessment

Progress  13%

Please answer these questions about A County.

**Q17.** If a new policy initiative related to physical activity were to be proposed, how much of a role would your county health department/district have in the policy development process?

- 1 - No Role
- 2
- 3
- 4
- 5 - Major Role
- Don't know

[← Back](#)

[Next →](#)



## County Health Policy Implementation Assessment

Progress  14%

### Clinical-Community Linkages Policy


Please answer these questions about A County.

**Q18.** Using the categories below, please indicate the status of policy related to clinical-community linkages in your county/district.

	This has not been identified as a policy priority in this county/district	This has been identified as a policy priority and an agenda is being developed	A policy is being formulated for adoption	A policy has been adopted and is being implemented	A policy is in place in some municipalities but not within the county/district as a whole	A policy is implemented and is being enforced and evaluated	Don't know
Policies promoting clinical and community linkages with pharmacies to control chronic diseases	<input type="radio"/>	<input type="radio"/>	<input type="radio"/>	<input type="radio"/>	<input type="radio"/>	<input type="radio"/>	<input type="radio"/>
Policies promoting prevention and self-management of chronic disease	<input type="radio"/>	<input type="radio"/>	<input type="radio"/>	<input type="radio"/>	<input type="radio"/>	<input type="radio"/>	<input type="radio"/>
Policies promoting immunizations (e.g., vaccines)	<input type="radio"/>	<input type="radio"/>	<input type="radio"/>	<input type="radio"/>	<input type="radio"/>	<input type="radio"/>	<input type="radio"/>
Policies related to screening for chronic disease (e.g., blood pressure, blood glucose)	<input type="radio"/>	<input type="radio"/>	<input type="radio"/>	<input type="radio"/>	<input type="radio"/>	<input type="radio"/>	<input type="radio"/>
Policies promoting clinical linkages with community health workers	<input type="radio"/>	<input type="radio"/>	<input type="radio"/>	<input type="radio"/>	<input type="radio"/>	<input type="radio"/>	<input type="radio"/>
Policies related to emergency medical services (e.g., EMS training, public access defibrillation)	<input type="radio"/>	<input type="radio"/>	<input type="radio"/>	<input type="radio"/>	<input type="radio"/>	<input type="radio"/>	<input type="radio"/>



## County Health Policy Implementation Assessment

Progress  15%

Please answer these questions about A County.

**Q19.** If a new policy initiative related to chronic disease management were to be proposed, how much of a role would your county health department/district have in advancing policy?

- 1 - No Role
- 2
- 3
- 4
- 5 - Major Role
- Don't know

[← Back](#) [Next →](#)



## County Health Policy Implementation Assessment

Progress  16%

### *Policies for Reducing Excessive Alcohol Consumption*

Please answer these questions about A County.

**Q20.** Using the categories below, please indicate the status of policy to reduce excessive alcohol consumption in your county/district.

	This has not been identified as a policy priority in this county/district	This has been identified as a policy priority and an agenda is being developed	A policy is being formulated for adoption	A policy has been adopted and is being implemented	A policy is in place in some municipalities but not within the county/district as a whole	A policy is implemented and is being enforced and evaluated	Don't know
Increasing alcohol taxes	<input type="radio"/>	<input type="radio"/>	<input type="radio"/>	<input type="radio"/>	<input type="radio"/>	<input type="radio"/>	<input type="radio"/>
Regulation of alcohol outlet density	<input type="radio"/>	<input type="radio"/>	<input type="radio"/>	<input type="radio"/>	<input type="radio"/>	<input type="radio"/>	<input type="radio"/>
Commercial host (dram shop liability)	<input type="radio"/>	<input type="radio"/>	<input type="radio"/>	<input type="radio"/>	<input type="radio"/>	<input type="radio"/>	<input type="radio"/>





## County Health Policy Implementation Assessment

Progress  16%

Please answer these questions about A County.

**Q21.** If a new policy initiative related to reducing excessive alcohol consumption were to be proposed, how much of a role would your county health department/district have in advancing policy?

- 1 - No Role
- 2
- 3
- 4
- 5 - Major Role
- Don't know

[← Back](#)

[Next →](#)



## County Health Policy Implementation Assessment

Progress  17%


**Q22.** Your responses to this assessment are important for identifying the role of local health departments in setting policy. If you were to be asked to take this assessment again, how would you prefer to answer the questions?

- Over the phone
- By web
- On paper by mail

[← Back](#) [Next →](#)



## County Health Policy Implementation Assessment

Progress  3%

**WHICHCNTY.** For which county are you going to provide answers?

- B County
- Will complete questions on other counties later

[← Back](#) [Next →](#)



## County Health Policy Implementation Assessment


Progress  20%

Please answer these questions about B County.

**Q4.** Overall, how much of an impact does your health department/district have on the process for making policies related to chronic disease prevention and health promotion for the residents who live in your county/district? (Select one)


- Large impact
- Moderate impact
- Small impact
- Very small impact
- No impact
- Don't know

 Back

Next 



## County Health Policy Implementation Assessment

Progress  20%

Please answer these questions about B County.

**Q5.** In the past 12 months, how often did your health department/district partner with the following *agencies or departments* for the purpose of advancing policies related to chronic disease prevention and health promotion?

	Always	Often	Sometimes	Rarely	Never	Don't know
Zoning	<input type="radio"/>	<input type="radio"/>	<input type="radio"/>	<input type="radio"/>	<input type="radio"/>	<input type="radio"/>
Comprehensive land use planning	<input type="radio"/>	<input type="radio"/>	<input type="radio"/>	<input type="radio"/>	<input type="radio"/>	<input type="radio"/>
Transportation	<input type="radio"/>	<input type="radio"/>	<input type="radio"/>	<input type="radio"/>	<input type="radio"/>	<input type="radio"/>
Public works	<input type="radio"/>	<input type="radio"/>	<input type="radio"/>	<input type="radio"/>	<input type="radio"/>	<input type="radio"/>
Restaurant/hospitality inspection	<input type="radio"/>	<input type="radio"/>	<input type="radio"/>	<input type="radio"/>	<input type="radio"/>	<input type="radio"/>
Public safety/policing	<input type="radio"/>	<input type="radio"/>	<input type="radio"/>	<input type="radio"/>	<input type="radio"/>	<input type="radio"/>
Education	<input type="radio"/>	<input type="radio"/>	<input type="radio"/>	<input type="radio"/>	<input type="radio"/>	<input type="radio"/>
Parks and recreation	<input type="radio"/>	<input type="radio"/>	<input type="radio"/>	<input type="radio"/>	<input type="radio"/>	<input type="radio"/>

[← Back](#)

[Next →](#)



## County Health Policy Implementation Assessment

Progress  21%

Please answer these questions about B County.

**Q6. In the past 12 months, how often did your health department/district partner with the following *entities or organizations* for the purpose of advancing policies related to chronic disease prevention and health promotion?**

	Always	Often	Sometimes	Rarely	Never	Don't know
State health department	<input type="radio"/>	<input type="radio"/>	<input type="radio"/>	<input type="radio"/>	<input type="radio"/>	<input type="radio"/>
Municipalities <i>within</i> the county/district	<input type="radio"/>	<input type="radio"/>	<input type="radio"/>	<input type="radio"/>	<input type="radio"/>	<input type="radio"/>
Municipalities in <i>other</i> counties/districts	<input type="radio"/>	<input type="radio"/>	<input type="radio"/>	<input type="radio"/>	<input type="radio"/>	<input type="radio"/>
Nonprofit organizations (Red Cross, American Heart Association, PTAs)	<input type="radio"/>	<input type="radio"/>	<input type="radio"/>	<input type="radio"/>	<input type="radio"/>	<input type="radio"/>
Public and private schools (K-12)	<input type="radio"/>	<input type="radio"/>	<input type="radio"/>	<input type="radio"/>	<input type="radio"/>	<input type="radio"/>
Colleges and universities	<input type="radio"/>	<input type="radio"/>	<input type="radio"/>	<input type="radio"/>	<input type="radio"/>	<input type="radio"/>
Hospitals, health systems, or other clinical providers	<input type="radio"/>	<input type="radio"/>	<input type="radio"/>	<input type="radio"/>	<input type="radio"/>	<input type="radio"/>
Pharmacies	<input type="radio"/>	<input type="radio"/>	<input type="radio"/>	<input type="radio"/>	<input type="radio"/>	<input type="radio"/>
Large employers in county/district	<input type="radio"/>	<input type="radio"/>	<input type="radio"/>	<input type="radio"/>	<input type="radio"/>	<input type="radio"/>
Fitness or wellness centers	<input type="radio"/>	<input type="radio"/>	<input type="radio"/>	<input type="radio"/>	<input type="radio"/>	<input type="radio"/>
Places of worship	<input type="radio"/>	<input type="radio"/>	<input type="radio"/>	<input type="radio"/>	<input type="radio"/>	<input type="radio"/>

[← Back](#)

[Next →](#)



CENTERS FOR DISEASE  
CONTROL AND PREVENTION


## County Health Policy Implementation Assessment


Progress  21%

Please answer these questions about B County.

**Q7.** Are there organizations that your health department/district has not been able to form a partnership with for the purpose of advancing policies related to chronic disease prevention and health promotion but would like to work with?

- Yes
- No

 Back

Next 




## County Health Policy Implementation Assessment

Progress  21%

Please answer these questions about B County.

**Q7A. Please list:**


 Back

Next 





## County Health Policy Implementation Assessment

Progress  22%

Please answer these questions about B County.


**Q8.** In the past 12 months, how often did your health department/district face the following barriers to partnering with other agencies?

	Always	Often	Sometimes	Rarely	Never	N/A (Never tried partnering)
Bureaucratic organization barrier	<input type="radio"/>	<input type="radio"/>	<input type="radio"/>	<input type="radio"/>	<input type="radio"/>	<input type="radio"/>
Workload or time constraint	<input type="radio"/>	<input type="radio"/>	<input type="radio"/>	<input type="radio"/>	<input type="radio"/>	<input type="radio"/>
Other agencies or organizations not interested	<input type="radio"/>	<input type="radio"/>	<input type="radio"/>	<input type="radio"/>	<input type="radio"/>	<input type="radio"/>
Budget constraints	<input type="radio"/>	<input type="radio"/>	<input type="radio"/>	<input type="radio"/>	<input type="radio"/>	<input type="radio"/>
Not aware of other agencies to work with	<input type="radio"/>	<input type="radio"/>	<input type="radio"/>	<input type="radio"/>	<input type="radio"/>	<input type="radio"/>

[← Back](#) [Next →](#)



## County Health Policy Implementation Assessment

Progress  23%

Please answer these questions about B County.

**Q9. In the past 12 months, how often did your health department/district use the following communication channels to increase awareness of policies related to chronic disease prevention and health promotion?**

	Always	Often	Sometimes	Rarely	Never	Don't know
Public service announcements	<input type="radio"/>	<input type="radio"/>	<input type="radio"/>	<input type="radio"/>	<input type="radio"/>	<input type="radio"/>
Facebook	<input type="radio"/>	<input type="radio"/>	<input type="radio"/>	<input type="radio"/>	<input type="radio"/>	<input type="radio"/>
Twitter	<input type="radio"/>	<input type="radio"/>	<input type="radio"/>	<input type="radio"/>	<input type="radio"/>	<input type="radio"/>
YouTube	<input type="radio"/>	<input type="radio"/>	<input type="radio"/>	<input type="radio"/>	<input type="radio"/>	<input type="radio"/>
Email contact lists	<input type="radio"/>	<input type="radio"/>	<input type="radio"/>	<input type="radio"/>	<input type="radio"/>	<input type="radio"/>
Mobile apps	<input type="radio"/>	<input type="radio"/>	<input type="radio"/>	<input type="radio"/>	<input type="radio"/>	<input type="radio"/>

[← Back](#)

[Next →](#)



## County Health Policy Implementation Assessment

Progress  24%

### Tobacco Policy

Please answer these questions about B County.

**Q10.** Using the categories below, please indicate the status of tobacco policy in your county/district.

	This has not been identified as a policy priority in this county/district	This has been identified as a policy priority and an agenda is being developed	A policy is being formulated for adoption	A policy has been adopted and is being implemented	A policy is in place in some municipalities but not within the county/district as a whole	A policy is implemented and is being enforced and evaluated	Don't know
Smoke-free indoor air policies	<input type="radio"/>	<input type="radio"/>	<input type="radio"/>	<input type="radio"/>	<input type="radio"/>	<input type="radio"/>	<input type="radio"/>
Policies on tobacco use in public or subsidized housing	<input type="radio"/>	<input type="radio"/>	<input type="radio"/>	<input type="radio"/>	<input type="radio"/>	<input type="radio"/>	<input type="radio"/>
Smoke-free outdoor air policies	<input type="radio"/>	<input type="radio"/>	<input type="radio"/>	<input type="radio"/>	<input type="radio"/>	<input type="radio"/>	<input type="radio"/>
Reducing minor access to tobacco products	<input type="radio"/>	<input type="radio"/>	<input type="radio"/>	<input type="radio"/>	<input type="radio"/>	<input type="radio"/>	<input type="radio"/>
Limiting locations where tobacco is sold or point of sale restrictions	<input type="radio"/>	<input type="radio"/>	<input type="radio"/>	<input type="radio"/>	<input type="radio"/>	<input type="radio"/>	<input type="radio"/>
Raising the cost of tobacco products by increasing taxes, restricting use of promotional coupons or setting minimum price floors	<input type="radio"/>	<input type="radio"/>	<input type="radio"/>	<input type="radio"/>	<input type="radio"/>	<input type="radio"/>	<input type="radio"/>
Regulating emerging tobacco products such as hookah or e-cigarettes	<input type="radio"/>	<input type="radio"/>	<input type="radio"/>	<input type="radio"/>	<input type="radio"/>	<input type="radio"/>	<input type="radio"/>

[← Back](#)

[Next →](#)



## County Health Policy Implementation Assessment

Progress  24%

Please answer these questions about B County.

**Q11.** If a new policy initiative related to tobacco use were to be proposed, how much of a role would your county health department/district have in the policy development process?


- 1 - No Role
- 2
- 3
- 4
- 5 - Major Role
- Don't know

[← Back](#)

[Next →](#)



## County Health Policy Implementation Assessment

Progress  25%

Please answer these questions about B County.

**Q12.** If a new policy initiative related to medical and/or recreational marijuana use were to be proposed, how much of a role would your county health department/district have in the policy development process?

- 1 - No Role
- 2
- 3
- 4
- 5 - Major Role
- Don't know

[← Back](#)

[Next →](#)



Q13 pt 2

Nutrition standards or other policies related to foods served in child care settings

Nutritional or menu labeling in restaurants or similar venues

Policies or incentive programs that encourage farmers markets, farm stands, and/or produce carts

Policies that allow all breastfeeding employees in the local government time and space to pump breast milk

◀ Back

Next ▶

Q13



## County Health Policy Implementation Assessment

Progress  28%

### Nutrition Policy

Please answer these questions about B County

**Q13.** Using the categories below, please indicate the status of nutrition policy in your county/district.

	This has not been identified as a policy priority in this county/district	This has been identified as a policy priority and an agenda is being developed	A policy is being formulated for adoption	A policy has been adopted and is being implemented	A policy is in place in some municipalities but not within the county/district as a whole	A policy is implemented and is being enforced and evaluated	Don't know
Policies related to sodium-reduction/control	<input type="radio"/>	<input type="radio"/>	<input type="radio"/>	<input type="radio"/>	<input type="radio"/>	<input type="radio"/>	<input type="radio"/>
Policies or Incentive programs that encourage the addition of new supermarkets, groceries or similar stores to the county/district	<input type="radio"/>	<input type="radio"/>	<input type="radio"/>	<input type="radio"/>	<input type="radio"/>	<input type="radio"/>	<input type="radio"/>
Policies or Incentive programs that improve the availability of healthy foods and beverages in existing food and beverages in existing food retail stores	<input type="radio"/>	<input type="radio"/>	<input type="radio"/>	<input type="radio"/>	<input type="radio"/>	<input type="radio"/>	<input type="radio"/>
Nutrition standards or other policies related to foods served or sold in government facilities	<input type="radio"/>	<input type="radio"/>	<input type="radio"/>	<input type="radio"/>	<input type="radio"/>	<input type="radio"/>	<input type="radio"/>
Nutrition standards or other policies related to foods served or sold in schools	<input type="radio"/>	<input type="radio"/>	<input type="radio"/>	<input type="radio"/>	<input type="radio"/>	<input type="radio"/>	<input type="radio"/>
Nutrition standards or other policies related to foods served in child care settings	<input type="radio"/>	<input type="radio"/>	<input type="radio"/>	<input type="radio"/>	<input type="radio"/>	<input type="radio"/>	<input type="radio"/>
Nutritional or menu labeling in restaurants or similar venues	<input type="radio"/>	<input type="radio"/>	<input type="radio"/>	<input type="radio"/>	<input type="radio"/>	<input type="radio"/>	<input type="radio"/>
Policies or Incentive programs that encourage farmers markets, farm stands, and/or produce carts	<input type="radio"/>	<input type="radio"/>	<input type="radio"/>	<input type="radio"/>	<input type="radio"/>	<input type="radio"/>	<input type="radio"/>
Policies that allow all breastfeeding employees in the local government time and space to pump breast milk	<input type="radio"/>	<input type="radio"/>	<input type="radio"/>	<input type="radio"/>	<input type="radio"/>	<input type="radio"/>	<input type="radio"/>


[Back](#)

[Next](#)





## County Health Policy Implementation Assessment

Progress  26%

Please answer these questions about B County.

**Q14.** If a new policy initiative related to nutrition were to be proposed, how much of a role would your county health department/district have in the policy development process?

- 1 - No Role
- 2
- 3
- 4
- 5 - Major Role
- Don't know

[← Back](#) [Next →](#)



Q15 pt 2

Shared-use agreements with schools that allows the public to use school recreational facilities (for example, gymnasiums, athletic fields, or playgrounds) during non-school hours

Safe route to school policies to encourage walking and bicycling to school

Policies promoting sun safety and skin cancer prevention in schools (e.g., carrying and using sunscreen, hat wearing in outdoor settings)



Back

Next



Q15



## County Health Policy Implementation Assessment

Progress  27%

### Physical Activity Policy

Please answer these questions about B County

**Q15.** Using the categories below, please indicate the status of physical activity policy in your county/district.

	This has not been identified as a policy priority in this county/district	This has been identified as a policy priority and an agenda is being developed	A policy is being formulated for adoption	A policy has been adopted and is being implemented	A policy is in place in some municipalities but not within the county/district as a whole	A policy is implemented and is being enforced and evaluated	Don't know
Policies that encourage pedestrian friendly streets and communities	<input type="radio"/>	<input type="radio"/>	<input type="radio"/>	<input type="radio"/>	<input type="radio"/>	<input type="radio"/>	<input type="radio"/>
Policies that support accessible park and playground development near residential areas	<input type="radio"/>	<input type="radio"/>	<input type="radio"/>	<input type="radio"/>	<input type="radio"/>	<input type="radio"/>	<input type="radio"/>
Policies related to public transportation	<input type="radio"/>	<input type="radio"/>	<input type="radio"/>	<input type="radio"/>	<input type="radio"/>	<input type="radio"/>	<input type="radio"/>
Policies for physical education, recess or other opportunities for children to be physically active in schools	<input type="radio"/>	<input type="radio"/>	<input type="radio"/>	<input type="radio"/>	<input type="radio"/>	<input type="radio"/>	<input type="radio"/>
Policies that encourage physical activity in child care centers	<input type="radio"/>	<input type="radio"/>	<input type="radio"/>	<input type="radio"/>	<input type="radio"/>	<input type="radio"/>	<input type="radio"/>
Shared-use agreements with schools that allows the public to use school recreational facilities (for example, gymnasiums, athletic fields, or playgrounds) during non-school hours	<input type="radio"/>	<input type="radio"/>	<input type="radio"/>	<input type="radio"/>	<input type="radio"/>	<input type="radio"/>	<input type="radio"/>
Safe route to school policies to encourage walking and bicycling to school	<input type="radio"/>	<input type="radio"/>	<input type="radio"/>	<input type="radio"/>	<input type="radio"/>	<input type="radio"/>	<input type="radio"/>
Policies promoting sun safety and skin cancer prevention in schools (e.g., carrying and using sunscreen, hat wearing in outdoor settings)	<input type="radio"/>	<input type="radio"/>	<input type="radio"/>	<input type="radio"/>	<input type="radio"/>	<input type="radio"/>	<input type="radio"/>

[Back](#)

[Next](#)



## County Health Policy Implementation Assessment

Progress  28%

Please answer these questions about B County.

**Q16. Is there a designated public health representative from your health department/district on the ...**


	Yes	No	No such commission/committee	Don't Know
Planning and/or zoning commission?	<input type="radio"/>	<input type="radio"/>	<input type="radio"/>	<input type="radio"/>
Pedestrian, bicycle, or alternative transportation advisory committee?	<input type="radio"/>	<input type="radio"/>	<input type="radio"/>	<input type="radio"/>

[← Back](#)

[Next →](#)



## County Health Policy Implementation Assessment

Progress  28%

Please answer these questions about B County.

**Q17.** If a new policy initiative related to physical activity were to be proposed, how much of a role would your county health department/district have in the policy development process?


- 1 - No Role
- 2
- 3
- 4
- 5 - Major Role
- Don't know

[← Back](#)

[Next →](#)



## County Health Policy Implementation Assessment

Progress  29%

### Clinical-Community Linkages Policy

Please answer these questions about B County.

**Q18.** Using the categories below, please indicate the status of policy related to clinical-community linkages in your county/district.


	This has not been identified as a policy priority in this county/district	This has been identified as a policy priority and an agenda is being developed	A policy is being formulated for adoption	A policy has been adopted and is being implemented	A policy is in place in some municipalities but not within the county/district as a whole	A policy is implemented and is being enforced and evaluated	Don't know
Policies promoting clinical and community linkages with pharmacies to control chronic diseases	<input type="radio"/>	<input type="radio"/>	<input type="radio"/>	<input type="radio"/>	<input type="radio"/>	<input type="radio"/>	<input type="radio"/>
Policies promoting prevention and self-management of chronic disease	<input type="radio"/>	<input type="radio"/>	<input type="radio"/>	<input type="radio"/>	<input type="radio"/>	<input type="radio"/>	<input type="radio"/>
Policies promoting immunizations (e.g., vaccines)	<input type="radio"/>	<input type="radio"/>	<input type="radio"/>	<input type="radio"/>	<input type="radio"/>	<input type="radio"/>	<input type="radio"/>
Policies related to screening for chronic disease (e.g., blood pressure, blood glucose)	<input type="radio"/>	<input type="radio"/>	<input type="radio"/>	<input type="radio"/>	<input type="radio"/>	<input type="radio"/>	<input type="radio"/>
Policies promoting clinical linkages with community health workers	<input type="radio"/>	<input type="radio"/>	<input type="radio"/>	<input type="radio"/>	<input type="radio"/>	<input type="radio"/>	<input type="radio"/>
Policies related to emergency medical services (e.g., EMS training, public access defibrillation)	<input type="radio"/>	<input type="radio"/>	<input type="radio"/>	<input type="radio"/>	<input type="radio"/>	<input type="radio"/>	<input type="radio"/>

[Back](#)

[Next](#)



## County Health Policy Implementation Assessment

Progress  30%

Please answer these questions about B County.

**Q19.** If a new policy initiative related to chronic disease management were to be proposed, how much of a role would your county health department/district have in advancing policy?

- 1 - No Role
- 2
- 3
- 4
- 5 - Major Role
- Don't know


[← Back](#)

[Next →](#)





## County Health Policy Implementation Assessment

Progress  30%

### ***Policies for Reducing Excessive Alcohol Consumption***

Please answer these questions about B County.

**Q20.** Using the categories below, please indicate the status of policy to reduce excessive alcohol consumption in your county/district.

	This has not been identified as a policy priority in this county/district	This has been identified as a policy priority and an agenda is being developed	A policy is being formulated for adoption	A policy has been adopted and is being implemented	A policy is in place in some municipalities but not within the county/district as a whole	A policy is implemented and is being enforced and evaluated	Don't know
Increasing alcohol taxes	<input type="radio"/>	<input type="radio"/>	<input type="radio"/>	<input type="radio"/>	<input type="radio"/>	<input type="radio"/>	<input type="radio"/>
Regulation of alcohol outlet density	<input type="radio"/>	<input type="radio"/>	<input type="radio"/>	<input type="radio"/>	<input type="radio"/>	<input type="radio"/>	<input type="radio"/>
Commercial host (dram shop liability)	<input type="radio"/>	<input type="radio"/>	<input type="radio"/>	<input type="radio"/>	<input type="radio"/>	<input type="radio"/>	<input type="radio"/>

[← Back](#)

[Next →](#)




## County Health Policy Implementation Assessment


Progress  31%

Please answer these questions about B County.

**Q21.** If a new policy initiative related to reducing excessive alcohol consumption were to be proposed, how much of a role would your county health department/district have in advancing policy?

- 1 - No Role
- 2
- 3
- 4
- 5 - Major Role
- Don't know

 Back

Next 

Thank you for your responses. You may close this window to exit.