

Attachment E—Card Sorting Information Collection Instrument: Web Version

Welcome

Form Approved

OMB No. 0920-0879

Expiration Date 03/31/2018

Welcome to the **Card Sorting Assessment for CDC’s State, Tribal, Local & Territorial Health Professionals Gateway** website, also known as the “**STLT Gateway**.”

CDC’s Office for State, Tribal, Local and Territorial Support is redesigning the **STLT Gateway** and seeking critical input from health department staff across the country. Your participation in this exercise will be invaluable in helping CDC enhance the site’s navigation to ensure it is useful to its primary audience—public health professionals like you!

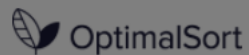
This exercise should take approximately **45 minutes** and should be completed in one sitting. Please know that you do not need to be familiar with the **STLT Gateway** website to participate. Participation in this assessment is voluntary. Your responses to all questions will be kept secure; CDC will share only aggregated data.

The deadline for completing this exercise is [Month] **XX, 2017**. If you have any questions or difficulties, please contact **Pamela Johnson, DRT Strategies, Contractor for CDC’s Office for State, Tribal, Local and Territorial Support**, at pjohnson7@cdc.gov.

CDC estimates the average public reporting burden for this collection of information as 45 minutes per response, including the time for reviewing instructions, searching existing data/information sources, gathering and maintaining the data/information needed, and completing and reviewing the collection of information. An agency may not conduct or sponsor, and a person is not required to respond to a collection of information unless it displays a currently valid OMB control number. Send comments regarding this burden estimate or any other aspect of this collection of information, including suggestions for reducing burden to CDC/ATSDR Information Collection Review Office, 1600 Clifton Road NE, MS D-74, Atlanta, Georgia 30333; ATTN: PRA (0920-0879).

Continue

VIEW INSTRUCTIONS



Federal Government Integrity and Accountability Offices

National Health Initiatives, Strategies, and Action Plans

Searchable Database of CDC Funding to States, Territories, and DC

CDC's Public Health Associate Program

National Public Health Performance Standards

Contact CDC's Office for State, Tribal, Local and Territorial Support

Report About the Changing Public Health Landscape

Direct Assistance: Assigning CDC Staff to STLT Health Agencies

STLT Resource Library and Collaboration Space

Success Stories from the Public Health Field

Social Media Channels of CDC's Office for State, Tribal, Local and Territorial Support

Fellowships, Externships, and Internships

CDC's Public Health Law Program

Health Data for States, Territories, and US-Affiliated Pacific Islands

Overview of OSTLTS Partnership Program with National Public

Step 1

Take a quick look at the list of topics to the left. These topics or "cards" represent information on the website, and your job is to organize the cards into categories. Please sort the cards into groups that make sense to you. Keep the following questions in mind:

- If you were looking for some of this information, what content would you like to see grouped together on a website?
- What cards just seem to belong together?
- As you group similar cards/topics together, what label or title would you give each group?

There is no right or wrong way to group the cards or name the groupings. Just organize and label them in a way that makes sense to you.

Step 2

Let's start. Drag an item from the left navigation to the clear space on the right to create your first group. You can place your cursor over each card heading to see additional descriptive text that might help you with the groupings.

Instructions

Step 1

Take a quick look at the list of topics to the left. These topics or "cards" represent information on the website, and your job is to organize the cards into categories. Please sort the cards into groups that make sense to you. Keep the following questions in mind:

- If you were looking for some of this information, what content would you like to see grouped together on a website?
- What cards just seem to belong together?
- As you group similar cards/topics together, what label or title would you give each group?

There is no right or wrong way to group the cards or name the groupings. Just organize and label them in a way that makes sense to you.

Step 2

Let's start. Drag an item from the left navigation to the clear space on the right to create your first group. You can place your cursor over each card heading to see additional descriptive text that might help you with the groupings.

Step 3

Repeat until all cards have been grouped into categories. You can name the categories while you group the cards or at the very end after you've created all your groups.

Step 4

When you are ready to name your categories, select "Click to rename" to give each category a label that resonates with you. Feel free to move cards around after you've labeled the groups. When you've finished, make sure that all groups have a label on top.

Step 5

When you're done, click "Finished" at the top right.

OK

View instructions

CARDS



- National Public Health Performance Standards
 - Federal Government Integrity and Accountability Offices
 - CDC's Public Health Law Program
 - Grant Writing Guidance and Tips
 - CDC Resources and Assistance Available to STLT Agencies
 - Training, Learning, and Continuing Education Opportunities
 - Social Media Channels of CDC's Office for State, Tribal, Local and Territorial Support
 - Report About the Changing Public Health Landscape
 - Contact CDC's Office for State, Tribal, Local and Territorial Support
 - Overview of OSTLTS Partnership Program with National Public Health Organizations
 - Subscribe to Email Updates from CDC's Office for State, Tribal, Local and Territorial Support
- 52 of 52 remaining

Cards (Topics)

Step 1

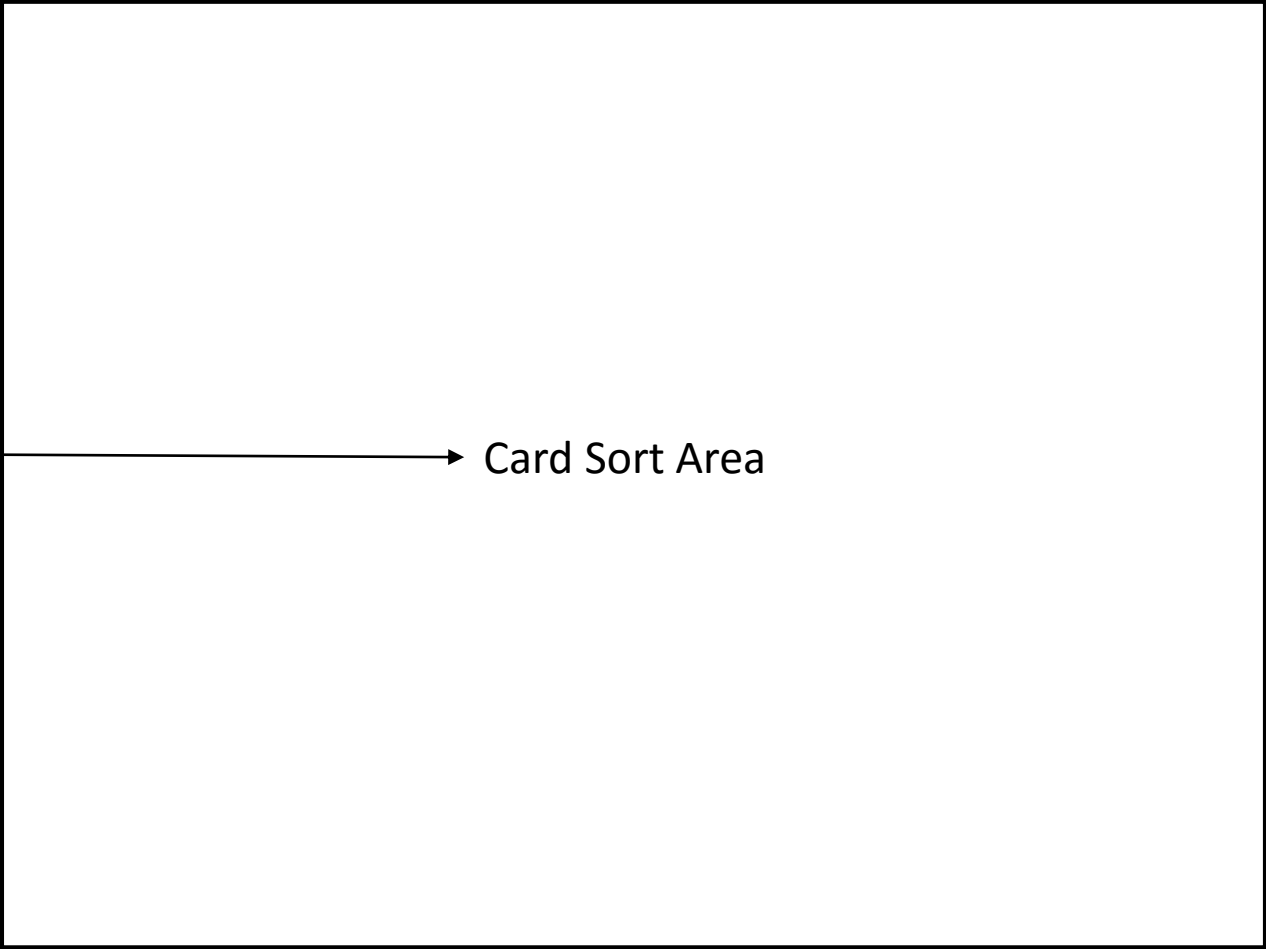
← Take a quick look at the list of topics to the left. These topics or "cards" represent information on the website, and your job is to organize the cards into categories. Please sort the cards into groups that make sense to you. Keep the following questions in mind:

- If you were looking for some of this information, what content would you like to see grouped together on a website?
- What cards just seem to belong together?
- As you group similar cards/topics together, what label or title would you give each group?



There is no right or wrong way to group the cards or name the groupings. Just organize and label them in a way that makes sense to you.

Step 2

Let's start. Drag an item from the left navigation to the clear space on the right to create your first group. You can place your cursor over each card heading to see additional descriptive text that might help you with the groupings.



CARD DESCRIPTIONS

- Community Health Assessment Resources 
 - Overview of OSTLTS Partnership Program with National Public Health Organizations 
 - Individual Profiles of Current STLT Health Officials 
 - Resources for New Health Officials 
 - Federal Legislation, Regulations, and Policies 
 - Alerts About Current and Projected Funding Opportunities 
 - Report About the Changing Public Health Landscape 
 - Training, Learning, and Continuing Education Opportunities 
 - Community Health Worker Resources 
 - CDC's Office for State, Tribal, Local and Territorial Support 
- 52 of 52 remaining

Step 1

Take a quick look at the list of topics to the left. These topics or "cards" represent information on the website, and your job is to organize the cards into categories. Please sort the cards into groups that make sense to you. Keep the following questions in mind:


- If you were looking for some of this information, what content would you like to see grouped together on a website?
- If you were looking for some of this information, what content would you like to see grouped together on a website?
- If you were looking for some of this information, what content would you like to see grouped together on a website?

Learn about and access the laws, rules, and regulations that govern how federal agencies operate

There is no right or wrong way to group the cards or name the groupings. Just organize and label them in a way that makes sense to you.

Step 2

Let's start. Drag an item from the left navigation to the clear space on the right to create your first group. You can place your cursor over each card heading to see additional descriptive text that might help you with the groupings.

Participants can click on "" to see a more detailed description of a given card/topic

CARDS

Profiles of Local Public Health Agencies 	Report About the Changing Public Health Landscape 	Preventive Health and Health Services Block Grant 	Performance Management and Quality Improvement Resources 	Public Health Guidelines and Recommendations 
Profiles of State and Territorial Public Health Agencies 	Contact CDC's Office for State, Tribal, Local and Territorial Support 	Vital Signs Town Hall Teleconference with CDC Experts 	National Health Initiatives, Strategies, and Action Plans 	Customizable Communication Products and Templates for STLTs 
CDC's Public Health Law Program 	Federal Government Appropriations Process 	National Leadership Academy for the Public's Health 	Individual Profiles of Current STLT Health Officials 	CDC Tribal Support 
Training, Learning, and Continuing Education Opportunities 	Searchable Database of CDC Funding to States, Territories, and DC 	Direct Assistance: Assigning CDC Staff to STLT Health Agencies 	Success Stories from the Public Health Field 	What's New RSS feed 
Social Media Channels of CDC's Office for State, Tribal, Local and Territorial Support 	Subscribe to Email Updates from CDC's Office for State, Tribal, Local and Territorial Support 	CDC's Office for State, Tribal, Local and Territorial Support 	Health Alerts & Emergencies Subscriptions and Resources 	CDC's Public Health Associate Program 
Federal Government Integrity and Accountability Offices 	Overview of OSTLTS Partnership Program with National Public Health Organizations 	Public Health Economics and Tools 	Tools and Tips for Building Public Health Communities of Practice 	Resources for New Health Officials 
CDC Resources and Assistance Available to STLT Agencies 	Community Health Assessment Resources 	Federal Legislation, Regulations, and Policies 	National Public Health Partnership Success Stories 	STLT Resource Library and Collaboration Space 
Grant Writing Guidance and Tips 	Health Data for States, Territories, and US-Affiliated Pacific Islands 	Health Policies and Practices Status Reports 	10 Essential Public Health Services 	Alerts About Current and Projected Funding Opportunities 
National Public Health Performance Standards 	CDC Data and Statistics 	Resources Related to Changes in Public Health Financing and Service Delivery 	Community Health Worker Resources 	Fellowships, Externships, and Internships 
Data Collection Guidance for Public Health Professionals 	Quality Improvement Success Stories 	"Did You Know?" Newsletter 	CDC's Structure, Programs, and Leaders 	Benefits and Impacts of Public Health Accreditation 
		"Have You Heard?" Newsletter 		State and Local Health Departments—Structure and Governance 