

**Testing of Brand Concepts, Messages and Materials for
CDC's National Diabetes Prevention Program**

Supplement to the HMTS Expedited Review Form

This document provides information about	Page
• The brand concepts, messages and materials to be tested	1
• Modes for testing	6
• Incentives	6
• Duration of discussion groups	7
• Remote testing procedures	7-10
• Items respondents will see	
o On-line discussion groups (incl. screen shots)	7-25
o In-person testing procedures	27-42

- **Brand Concepts and Messages to be Tested**

CDC's National Diabetes Prevention Program (National DPP), which is part of the Division of Diabetes Translation, has developed two sets of brand concepts for their consumer facing brand. The logos and taglines associated with each of the brand concepts will be tested with consumers (i.e., adults with prediabetes and people at high risk for developing prediabetes) and health care professionals (e.g., primary care physicians, registered nurses, physician assistants, registered dietitians) who see consumers with prediabetes and people at high risk for developing prediabetes. Messages and materials will also be tested.

Messages that will be tested include:

Prediabetes: The basics

- There are more than 79 million Americans who have prediabetes and many do not know it.
- People with prediabetes have blood glucose (sugar) levels higher than normal. The levels are not yet high enough for a type 2 diabetes diagnosis. However, people with prediabetes are more likely to get type 2 diabetes than others.
- Diabetes can lead to serious health complications, including heart attack, stroke, blindness, kidney failure, or loss of toes, feet or legs.
- Even though prediabetes puts you at high risk, there are ways you can lower your chance of getting type 2 diabetes. The lifestyle change program of the National Diabetes Prevention Program, can help to reduce your chances of getting type 2 diabetes.

The National Diabetes Prevention Program

- It works. The program is proven to help people lose weight and lower their risk of type 2 diabetes by 58%.
- You can make a change for life. This program helps you learn ways to change your lifestyle and improve your health. Participants meet in a group with a trained Lifestyle Coach to learn how to make modest lifestyle changes. Groups meet weekly for 16 core group sessions, and monthly for 6 follow-up sessions.
- You don't have to do this alone. The program will provide you with both a Lifestyle Coach and a group to support you. You will spend the year-long program with people who are facing the same challenges and trying to make the same changes as you.

Call to action #1: Assess your risk

- The National Diabetes Prevention Program is for people at high risk of type 2 diabetes. How do you know if that means you?

- o Are you 45 years old or older and overweight? Do you have a family history of diabetes?
- o Have you ever been told by a health care professional you are at risk for getting diabetes? Have prediabetes? borderline diabetes? high blood sugar or glucose?
- o Have you been diagnosed with gestational diabetes during a pregnancy?
- o Still not sure? Take the “Could You Have Prediabetes?” online quiz at www.cdc.gov/diabetes/prevention to learn your risk for type 2 diabetes.

Call to action #2: Talk with your HCP

- If you think you may be at risk for type 2 diabetes, talk to your health care provider.
- If you are 45 years of age or older, you should consider getting a blood test from a health care provider for prediabetes and diabetes, especially if you are overweight.

Call to action #3: Share info about the program with family members who are at-risk

- You or a loved one may be at high risk for type 2 diabetes, but there is something you can do about it. The National Diabetes Prevention Program can help you make a change for life.

The brand names and associated logos to be tested are:

- **PreventT2**

<ul style="list-style-type: none"> • Erasing effect; erasing bad habits to prevent T2 • Typography: clean, trustworthy, modern, italics to connote movement and progress • Color: energetic 		
--	--	--

<ul style="list-style-type: none"> • Square: door or wall to represent transition • Typography: clean, trustworthy, modern, bold & powerful • Color: bright, energetic 	<p>A</p> <p>B</p>	
---	-------------------	--



- **D-terminated**



Taglines to be tested for each of the brands may include:

- **PreventT2:**

TAGLINES WITHOUT DIABETES

Scientific

- Reduce your risk of developing type 2 diabetes

Preventability

- Discover the potential of prevention
- Discover the potential of preventT2ion
- Discover your prevention potential
- Why do you preventT2?

Self-efficacy

- Road to a better you
- One commitment, a lifetime of benefits
- Start the journey to a healthier future
- Small changes proven to make a big difference
- Lifestyle changes that can make all the difference

Support

- Learn to make the changes that make the difference
- Get help to make the changes that make the difference

- All the support you need to start the changes of a lifetime
- It's more than a diet, it's a lifestyle change
- **D-terminated**

TAGLINES WITH DIABETES

Scientific

- Effective lifestyle changes to reduce your diabetes risk
- Lifestyle changes proven to prevent type 2 diabetes
- The proven way to keep diabetes at bay
- The proven way to keep type 2 at bay
- Proven to stop type 2 diabetes
- The proven diabetes prevention method

Preventability

- Because type 2 diabetes can be prevented
- Because with the right help, you can prevent type 2 diabetes
- You have the power to prevent type 2 diabetes
- The good news is diabetes can be prevented
- Just what you need to stop diabetes
- Stop type 2 diabetes in its tracks
- Stop type 2 before it stops you
- Get to type 2 before it gets to you
- Discover the potential of diabetes prevention
- Discover the power of diabetes prevention

Self-efficacy

- Achieve the changes you need to prevent type 2 diabetes
- Modest lifestyle changes proven to prevent type 2
- Achievable changes that can prevent type 2 diabetes

Support

- Get the help you need to prevent type 2 diabetes
- Get the support you need to prevent type 2 diabetes
- Working together to prevent type 2 diabetes
- Working together to prevent diabetes
- The expertise you need for diabetes prevention
- Together we can prevent type 2 diabetes
- The diabetes prevention experts

Materials for consumers to be tested include

If you think you may be at high risk for type 2 diabetes and you want to know more,

take the form on the back to your health care professional. Ask if he or she thinks you could benefit from this program. After the form is completed, contact the program location listed at the bottom of the form to learn more about how to enroll in the lifestyle change program.

Recommendation Form for the National Diabetes Prevention Program

This is a recommendation for an adult patient (18 years or older) to participate in the lifestyle change program recognized or pending recognition by the Centers for Disease Control and Prevention as a part of the National Diabetes Prevention Program (address below). Please return completed form to patient for program referral purposes.

I am recommending: _____

to the National Diabetes Prevention Program based on the following factors (check all that apply):

- Fasting blood glucose (range 100-125 mg/dl)
- 2-hour glucose (range 140-199 mg/dl)
- HbA1c (range 5.7-6.4)
- Previous GDM (may be self-reported)
- BMI ≥ 24 kg/m² (≥ 22 if Asian)
- Family history of diabetes

Health Care Provider Information

Signature: _____

Date: _____

Health Care Provider Name:

Health Care Provider Phone:

Address:

Referral Location: National Diabetes Prevention Program lifestyle change program at:



National Diabetes Prevention Program



You Can Make A Change For Life
Join the lifestyle change program to prevent type 2 diabetes



Modes for Testing

The National DPP is proposing data collection using two modes of focus groups: in-person focus groups and remote triads using a telephone and a computer for simultaneous viewing of materials.

The focus groups with the consumers will be completed in-person and individual brand concepts, messages and materials will be presented on separate sheets of paper which will be passed out to the participants (see subsequent pages for how each of the brand concepts, messages and materials will be presented to participants).

The triads with health care professionals will be conducted remotely using a toll-free telephone line and by computer using the GoToMeeting web conferencing service. Instructions on how to join the discussion by phone and computer will be provided to the participants by e-mail. During the discussion group messages will be presented to the participants in a fashion similar to how they are shown to the in-person focus group participants, except that the remote participants will be viewing them on their computer screen [See subsequent pages for further details about procedures that will be following for remote discussion groups and for screenshots of how brand concepts, messages and materials will be viewed by remote participants).

Incentives

All participants will receive a \$50 incentive. With respect to the level of incentive, Krueger and Casey, in the publication "Focus Group: A Practical Guide for Applied Research" (publication date of 2009), indicate the following: *"At the time of this writing, amounts of \$50 to \$75 usually work for public and nonprofit studies. As the amount approaches \$100, an interesting phenomenon begins to occur. If the participant has a last-minute conflict, they are more likely to call the moderator and offer to send a replacement in their absence. When working with elite categories of focus group participants, the amounts may need to be adjusted upward. Focus groups with engineers, physicians, attorneys, upper-level managers, and similar categories may require amounts in the \$100 to \$500+ range."*¹ Therefore, the proposed \$50 incentive represents the minimum level of incentive deemed suitable for focus group participants in the recent past.

All participants will receive the same incentive of \$50 even though (1) the duration of the discussion groups will vary based on the type of group/audience (i.e., 90 minutes for consumer focus groups, 60 minutes for health care professionals); and (2) the focus groups will be conducted in person and triads remotely. The reason for the equal incentive amount despite these differences is that health care professionals are individuals with competing demands for their time and attention due to their professional role. Therefore, an incentive comparable to the consumer focus group participants will help ensure sufficient attendance and participation.

The \$50 incentive will be a cash incentive rather than an alternate form of incentive (e.g., gift card to a store) because guidance on focus group research also suggests that *"incentives should be selected that*

¹ Krueger, R.A. (2009). Focus Groups: A Practical Guide for Applied Research (4th ed.). Thousand Oaks, CA: Sage Publications.

have universal value to participants; what may be valuable to one person may have little value to other. This is one reason money is employed most often."² The in-person focus group participants (consumers) will receive the incentive in cash at the focus group facility immediately after the conclusion of the discussion groups. Given that the health care professionals will be participating in remote triads, the incentive will be mailed to them upon the completion of the discussion group in the form of a \$50 cash card (e.g., Visa Gift Card).

Appropriate incentives are key to the success of research efforts and to preventing over-burdening the public. *"Incentives are needed because it takes effort to participate in a focus group... it [also] serves as a stimulus to attend the session. The primary function of the incentive is to get participants to show up for the focus group—and to show up on time."*³ In other words, even when individuals agree to participate, insufficient incentive may result in a greater likelihood of participants not showing up to participate in the discussion (i.e., "no-shows"). This may not only negatively impact the ability to gather the necessary data but, additionally, the time that would have already been spent in the recruitment of these participants would therefore translate into unnecessary burden to the public. Additionally, because there are costs associated with recruiting each participant (even for no-shows), when participants are no-shows it involves expenditures that could otherwise be avoided.

Duration of Discussion Groups

The duration of the discussion groups, by type of group/audience, will be as follows:

- Focus groups (8-10 participants) with consumers: 90 minutes
- Focus group triads with health care professionals: 60 minutes

The duration varies given factors unique to the type of group and audience. The focus groups with the consumers have the longest duration (90 minutes) given the larger number (up to 10) of individuals that will take part in the groups. The allotted time of 90 minutes will allow time for all participants to share their thoughts and provide their input. While the nature of the brand, message and materials testing with the health care professionals will be similar to that of the focus groups, given the smaller number of participants (3 to 4), it is anticipated that the same depth of discussion that will take place in the focus group in 90 minutes will be able to take place in the triads with health care professionals in 60 minutes. Additionally, to accommodate their work schedules and available time, the duration of 60 minutes for the discussion group with health care professionals was deemed more feasible and appropriate. While the brand, message, and materials testing with the health care professionals will be similar in nature to that of the consumers, it is possible that the shorter duration of the discussion may not allow for as much in-depth discussion of certain topics.

Remote Testing Procedures

² Stewart, D.W. & Shamdasani, P.N. (1990). Focus Groups: Theory and Practice. Newbury Park, CA: Sage Publications.

³ Krueger, R.A. (2009). Focus Groups: A Practical Guide for Applied Research (4th ed.). Thousand Oaks, CA: Sage Publications.

Appendix D: Testing Supplement

Form Approved
OMB No. 0920-0572
Expiration Date: 2/28/2015

Once participants who will be taking part in the discussion groups remotely (i.e., health care professionals) are scheduled, they will receive e-mail instructions for joining the discussion on their scheduled date and time. The instructions they will receive will look as follows:

Reply Reply All Forward Chat [Icons]

Instructions for participating in CDC discussion group



To:

[Name],

Thank you for your interest in taking part in the CDC Discussion Group. During the discussion, you will be asked about your thoughts and opinions regarding communication materials and efforts related to a diabetes prevention program.

Please join at your scheduled time on [Date/Time]. Instructions are provided below. To participate in the discussion group, you will need to join both online (on the computer) and by phone.

Step 1: Join by phone

To join the audio call, dial (toll-free):

Phone #: 1-888-xxx-xxxx Participant Code: xxxxxxxx #

Step 2: Join online

Go to <http://gotomeeting.com> and find the link for "Join a Meeting" at the top of the page, follow the prompts, and enter the Meeting ID # xxx-xxx-xxx.

Or you can simply use this direct link: <https://www2.gotomeeting.com/join/xxxxxxx>

When prompted to write your name and e-mail, please write only your first name and do not write your e-mail address.

Prior to the day of the interview, please also read, sign and return the attached consent form. You can return the signed form by fax to [fax #], or scan and e-mail it to [e-mail address]

If you have any questions, please contact [Name] at [phone #] or [e-mail].

Sincerely,

[Name]

The emailed instructions will contain:

- (1) A toll-free telephone number for the voice/audio portion of the discussion.
- (2) Directions for joining the web conference using GotoMeeting.

GoToMeeting is an online web conferencing service that will allow the moderator to project the messages being tested on the computer screen, during the discussion group. Participants will be able to, on their own computer screen, see the brand concepts, messages and materials as they are being shown on the moderator’s computer screen. In other words, it is a way for all participants to be looking at the same material at the same time during the discussion. While participants will be able to see what is on the moderator’s computer screen, they will not be able to change it – and the moderator will not be able to see or access in any way the participants’ computer screens.

Although GoToMeeting allows for video capabilities, they will not be used for these discussion groups. Neither the moderator nor the participants will be able to see each other.

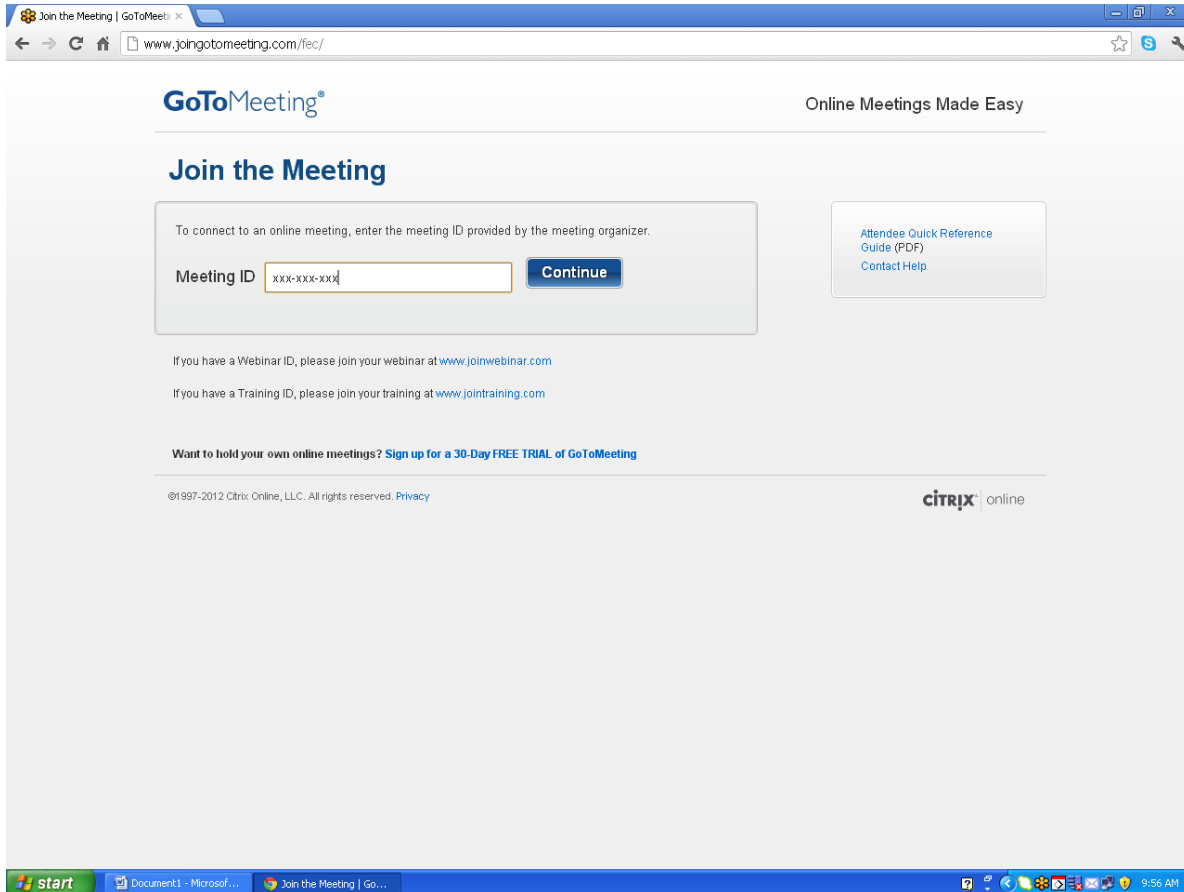
The e-mailed instructions will also include directions for the consenting procedures. It will include the consent form as an attachment. It will request participants to read, sign and return the attached consent form prior to the date of the discussion group. Participants will have the option of returning the signed consent form by fax or by e-mail. While it will not be indicated in the e-mail, if any participants were to indicate that they are unable to return the form by either fax or e-mail, arrangements will be made to send them a pre-addressed, stamped envelope so they can return the consent form by regular mail prior to the discussion group.

On the day of the discussion group, the participants will first call in on the toll-free telephone line. They will then follow the procedures to join the web conference using GotoMeeting. The screenshots on the following pages illustrate the interface/procedures that participants will follow to join the web conference.

Step 1: From the GotoMeeting homepage, they will click on the “Join Meeting” button at the top of the page.



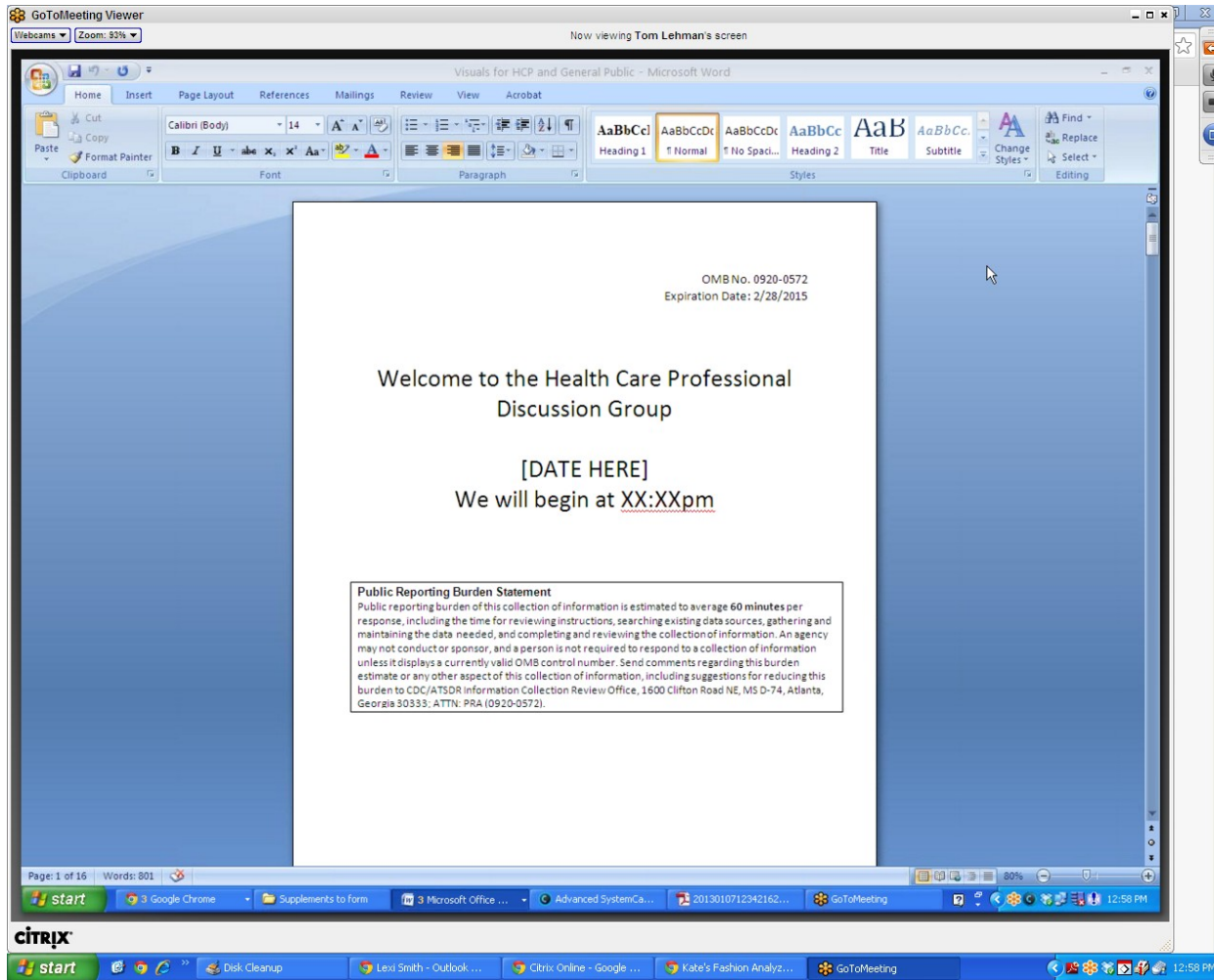
Step 2: They will enter the unique meeting ID # that was provided to them in the instructions.



Step 3: Once they enter the Meeting ID #, the system will lead them to the online meeting space. In other words, at that point they will be able to see what is on the moderator's computer screen; this will be a welcome message that also includes the 1) three-line OMB control number, 2) the project/form title, and 3) the OMB burden statement (that corresponds to each respondent group).

Appendix D: Testing Supplement

Form Approved
OMB No. 0920-0572
Expiration Date: 2/28/2015



Appendix D: Testing Supplement

Form Approved
OMB No. 0920-0572
Expiration Date: 2/28/2015

Appendix D: Testing Supplement

Form Approved
OMB No. 0920-0572
Expiration Date: 2/28/2015

Once participants view the entry screen, the discussion will begin. Throughout the discussion, the moderator will show, on the screen, the brand concepts, messages and materials being tested. These will be shown and discussed individually. Once the group is finished discussing a given brand concept, message, or material, the next one will be shown on the screen. [See the screenshots below for an illustration of how remote participants will see the brand concepts, messages and materials.]

Appendix D: Testing Supplement

Form Approved
OMB No. 0920-0572
Expiration Date: 2/28/2015

GoToMeeting Viewer
Now viewing Tom Lehman's screen

Visuals for HCP and General Public - Microsoft Word

Home Insert Page Layout References Mailings Review View Acrobat

Calibri (Body) 14 A A

Heading 1 Normal No Spaci... Heading 2 Title Subtitle Change Styles Replace Select Editing

Messages

Prediabetes: The basics

- There are more than 79 million Americans who have prediabetes and many do not know it.
- People with prediabetes have blood glucose (sugar) levels higher than normal. The levels are not yet high enough for a type 2 diabetes diagnosis. However, people with prediabetes are more likely to get type 2 diabetes than others.
- Diabetes can lead to serious health complications, including heart attack, stroke, blindness, kidney failure, or loss of toes, feet or legs.
- Even though prediabetes puts you at high risk, there are ways you can lower your chance of getting type 2 diabetes. The lifestyle change program of the National Diabetes Prevention Program, can help to reduce your chances of getting type 2 diabetes.

Page: 2 of 16 Words: 801

start 3 Google Chrome Supplements to Form 3 Microsoft Office ... Advanced SystemCa... 2013010712342162... GoToMeeting 1:02 PM

citrix start Disk Cleanup Lexi Smith - Outlook ... Citrix Online - Google ... GoToMeeting Document1 - Microsof... 1:02 PM

Appendix D: Testing Supplement

Form Approved
OMB No. 0920-0572
Expiration Date: 2/28/2015

GoToMeeting Viewer
Now viewing Tom Lehman's screen

Visuals for HCP and General Public - Microsoft Word

Home Insert Page Layout References Mailings Review View Acrobat

Calibri (Body) 14 A A

Heading 1 Normal No Spaci... Heading 2 Title Subtitle Change Styles

Find Replace Select Editing

Messages

The National Diabetes Prevention Program

- **It works.** The program is proven to help people lose weight and lower their risk of type 2 diabetes by 58%.
- **You can make a change for life.** This program helps you learn ways to change your lifestyle and improve your health. Participants meet in a group with a trained Lifestyle Coach to learn how to make modest lifestyle changes. Groups meet weekly for 16 core group sessions, and monthly for 6 follow-up sessions.
- **You don't have to do this alone.** The program will provide you with both a Lifestyle Coach and a group to support you. You will spend the year-long program with people who are facing the same challenges and trying to make the same changes as you.

Page: 3 of 16 Words: 801

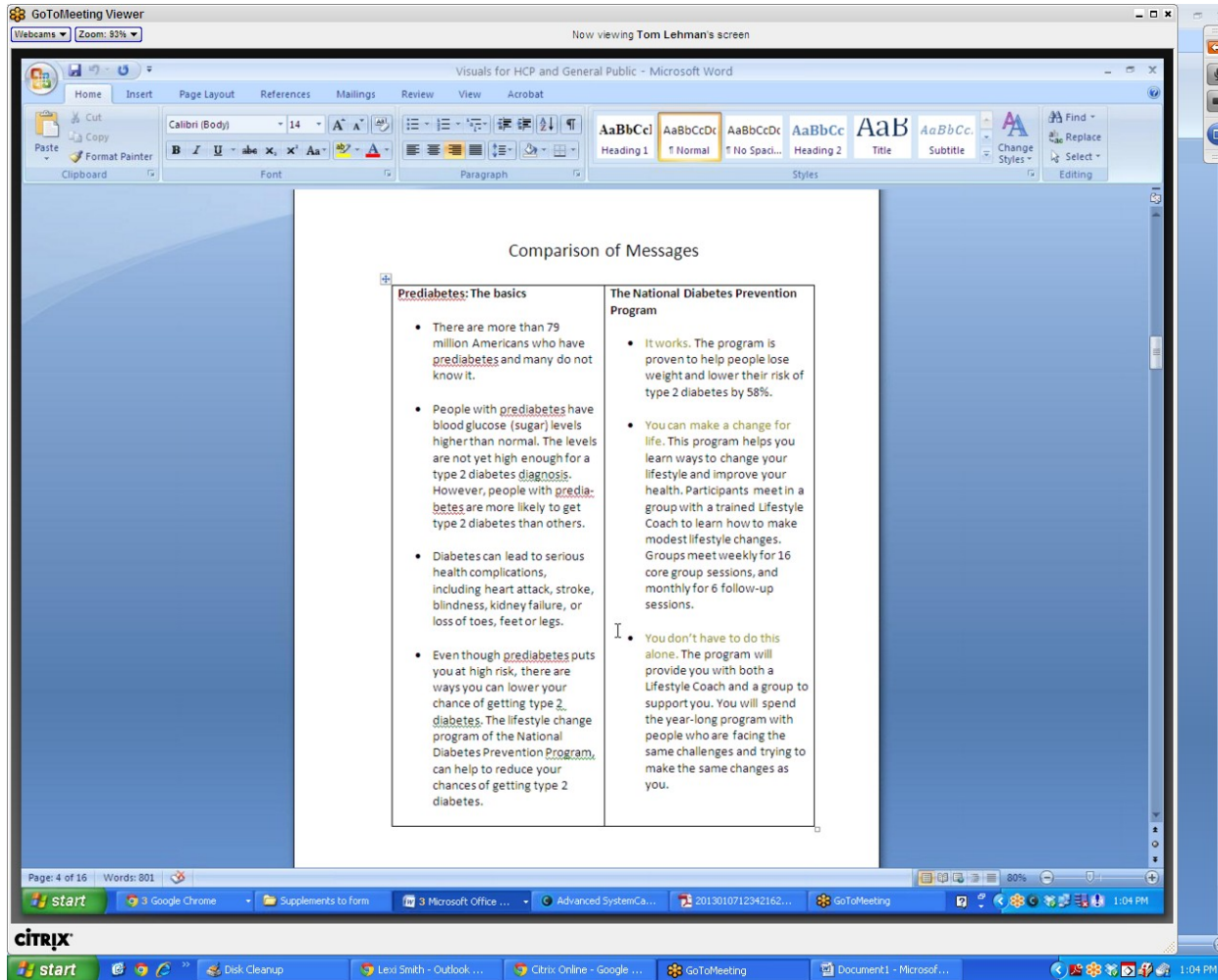
start 3 Google Chrome Supplements to form 3 Microsoft Office ... Advanced SystemCa... 2013010712342162... GoToMeeting 80% 1:03 PM

citrix

start Disk Cleanup Lexi Smith - Outlook ... Citrix Online - Google ... GoToMeeting Document1 - Microsof ... 1:03 PM

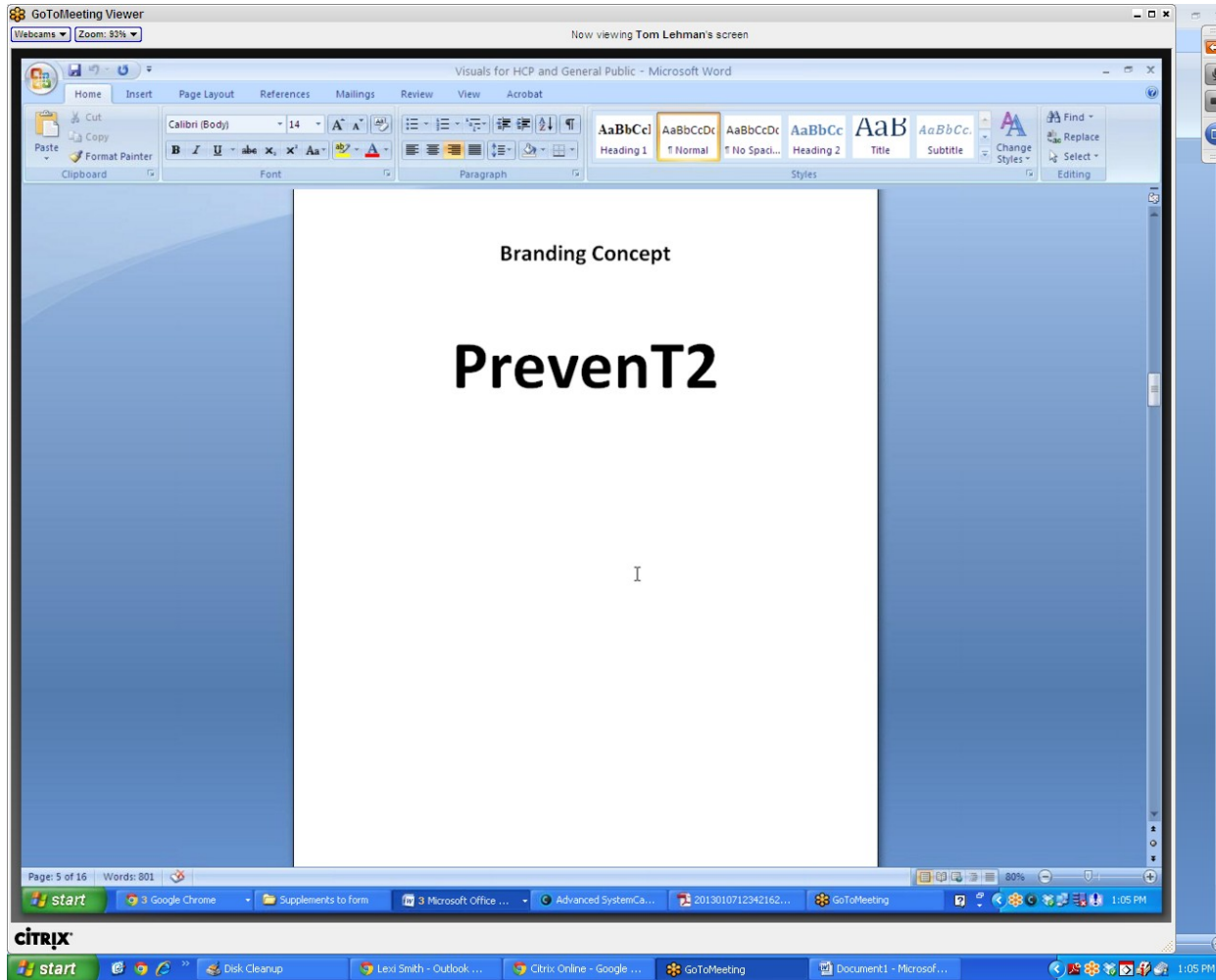
Appendix D: Testing Supplement

Form Approved
OMB No. 0920-0572
Expiration Date: 2/28/2015



Appendix D: Testing Supplement

Form Approved
OMB No. 0920-0572
Expiration Date: 2/28/2015

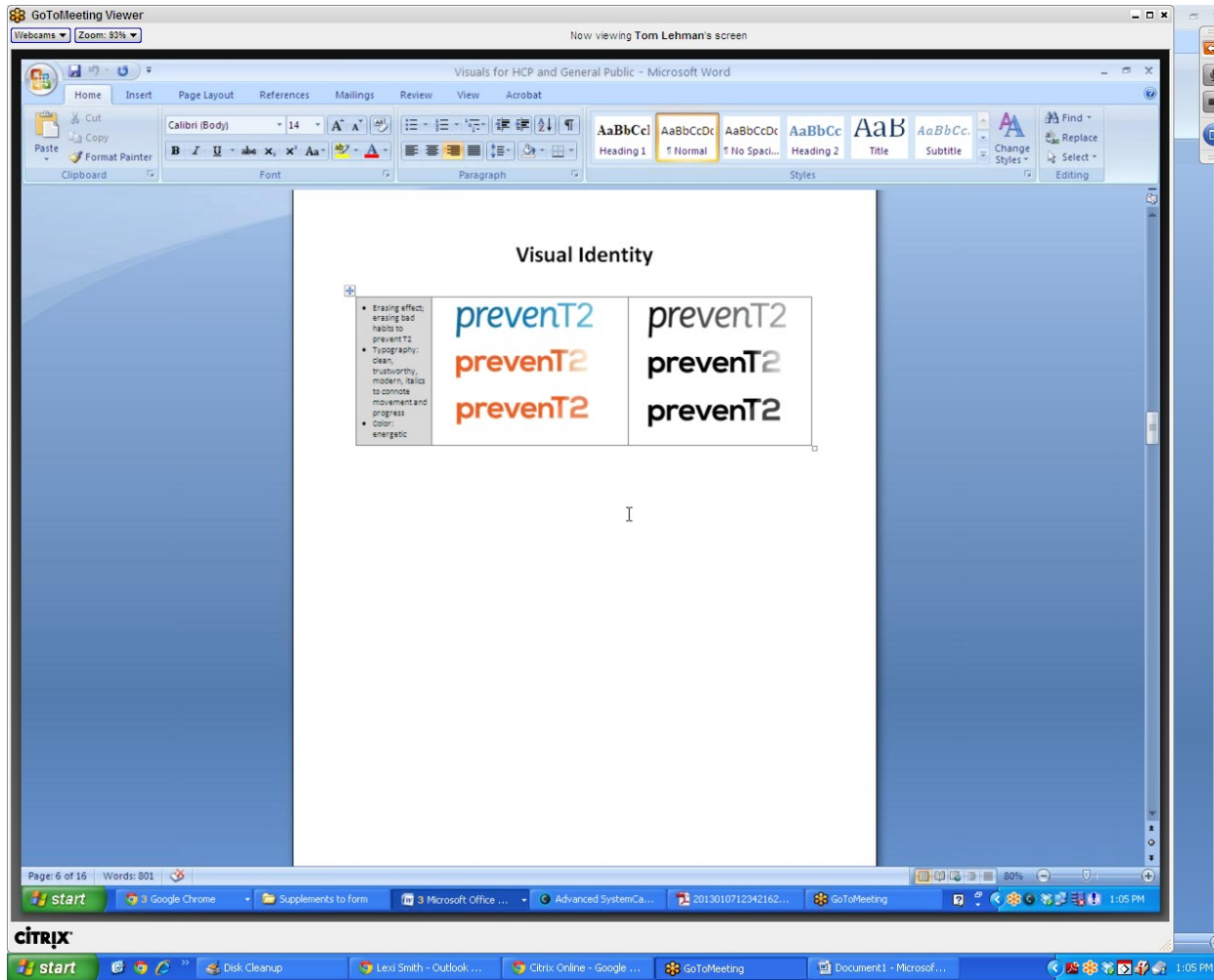


Appendix D: Testing Supplement

Form Approved
OMB No. 0920-0572
Expiration Date: 2/28/2015

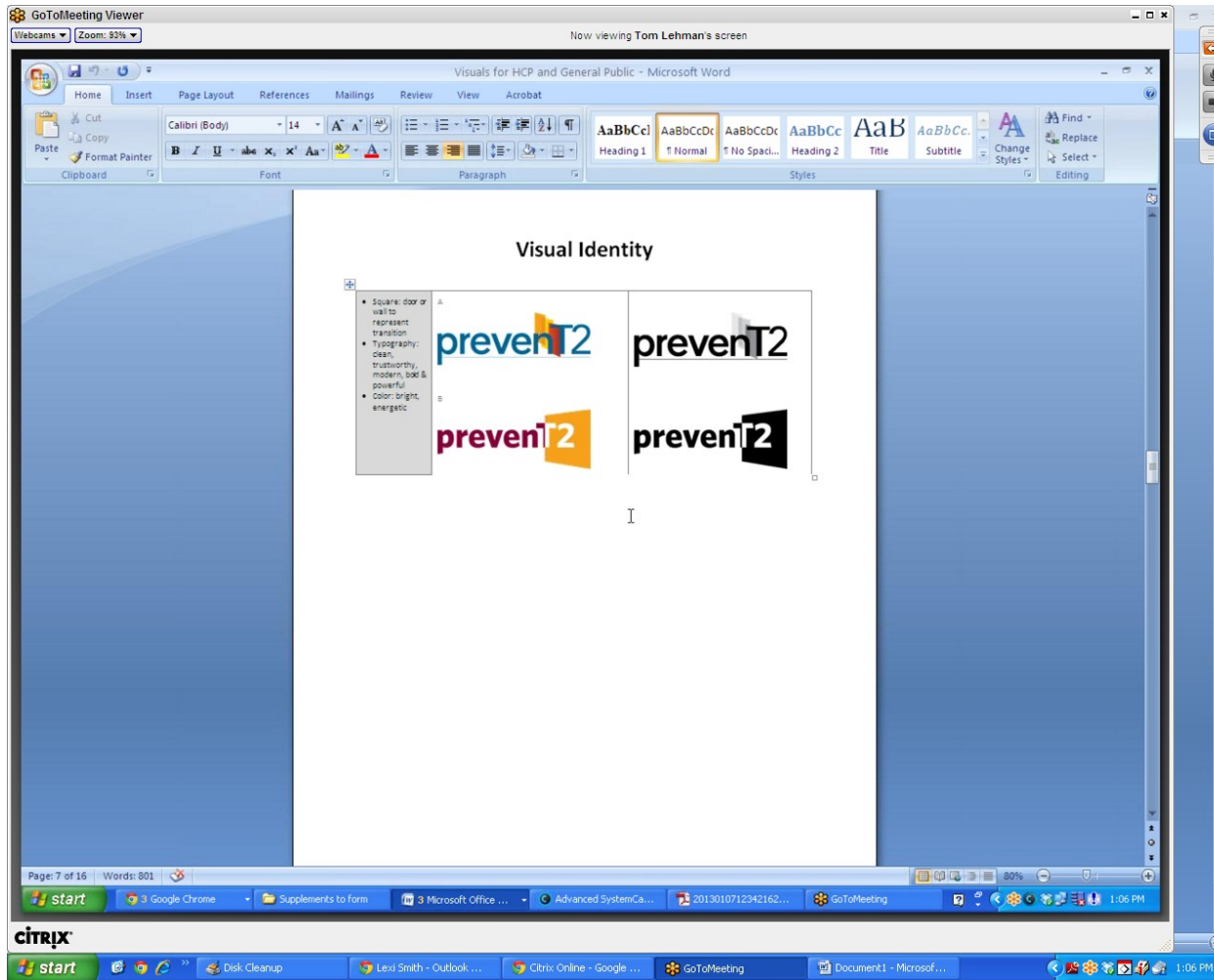
Appendix D: Testing Supplement

Form Approved
OMB No. 0920-0572
Expiration Date: 2/28/2015



Appendix D: Testing Supplement

Form Approved
OMB No. 0920-0572
Expiration Date: 2/28/2015



Appendix D: Testing Supplement

Form Approved
OMB No. 0920-0572
Expiration Date: 2/28/2015

GoToMeeting Viewer
Now viewing Tom Lehman's screen

Visuals for HCP and General Public - Microsoft Word

Home Insert Page Layout References Mailings Review View Acrobat

Clipboard Font Paragraph Styles Editing

Calibri (Body) 14 A A

Heading 1 Normal No Spaci... Heading 2 Title Subtitle Change Styles Find Replace Select

Taglines

- Reduce your risk of developing type 2 diabetes
- Discover the potential of prevent2ion
- Small changes proven to make a big difference
- Get help to make the changes that make the difference

I

Page: 8 of 16 Words: 801

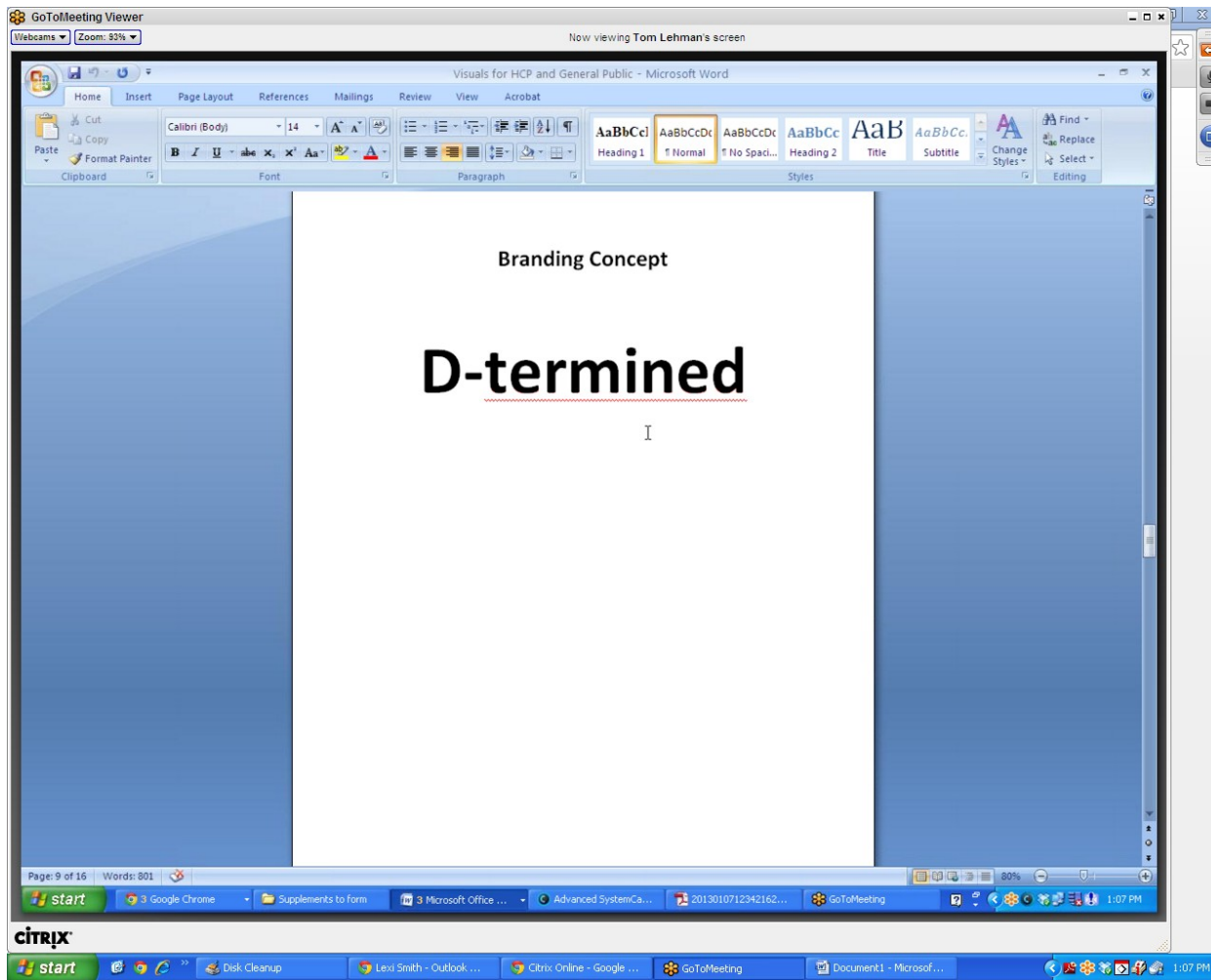
start 3 Google Chrome Supplements to Form 3 Microsoft Office ... Advanced SystemCa... 2013010712342162... GoToMeeting 80% 1:06 PM

citrix

start Disk Cleanup Lexi Smith - Outlook ... Citrix Online - Google ... GoToMeeting Document1 - Microsof... 1:06 PM

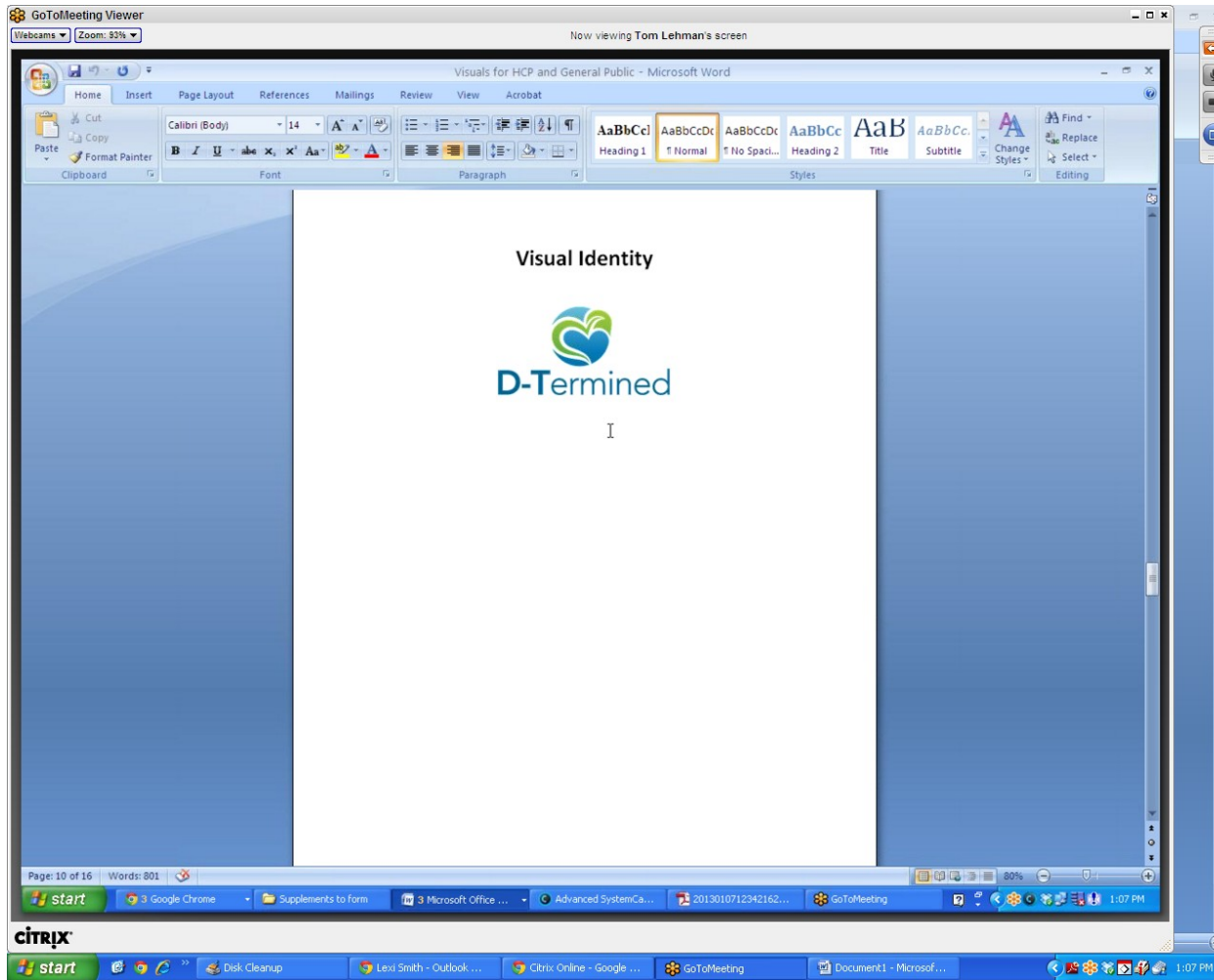
Appendix D: Testing Supplement

Form Approved
OMB No. 0920-0572
Expiration Date: 2/28/2015



Appendix D: Testing Supplement

Form Approved
OMB No. 0920-0572
Expiration Date: 2/28/2015

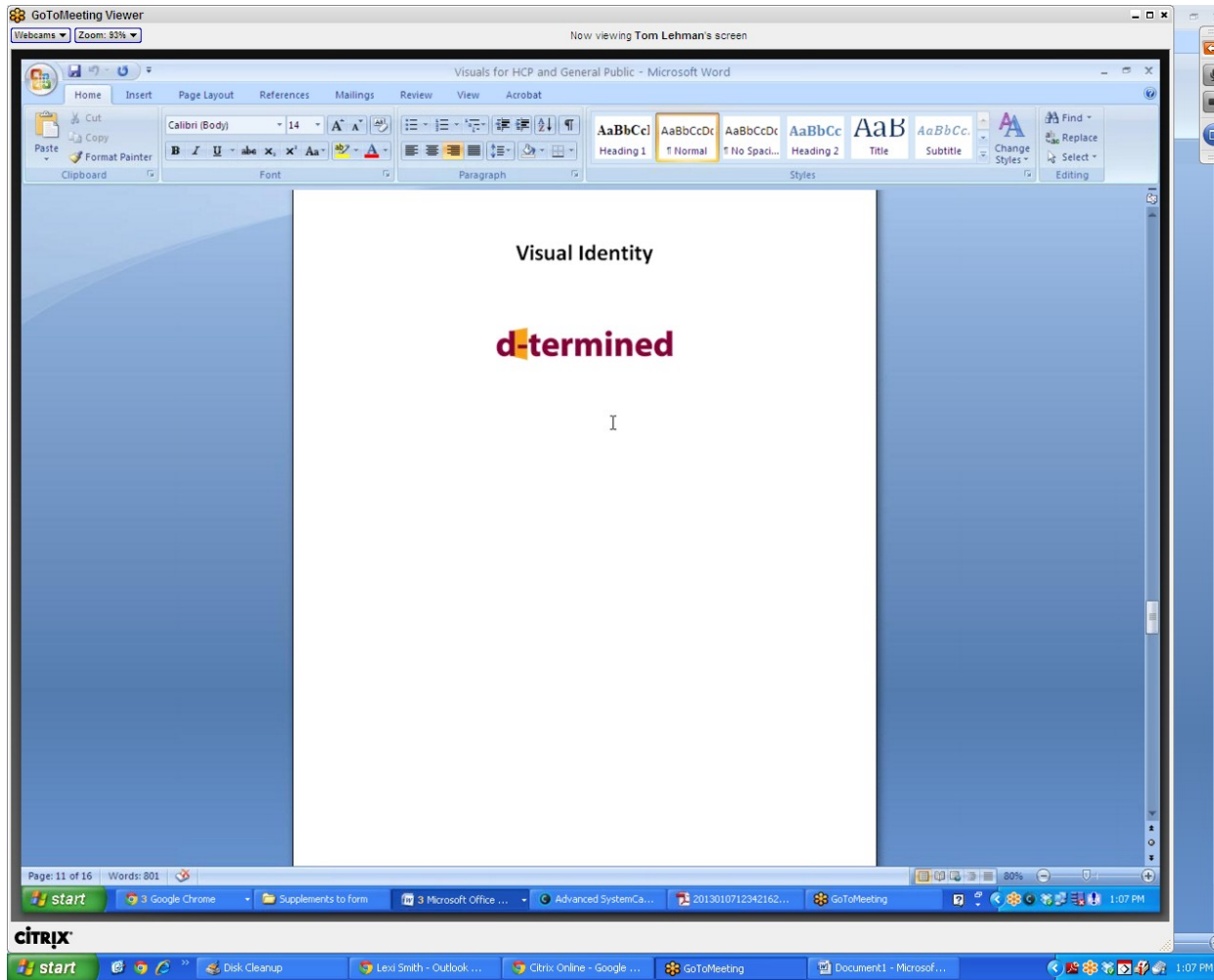


Appendix D: Testing Supplement

Form Approved
OMB No. 0920-0572
Expiration Date: 2/28/2015

Appendix D: Testing Supplement

Form Approved
OMB No. 0920-0572
Expiration Date: 2/28/2015



Appendix D: Testing Supplement

Form Approved
OMB No. 0920-0572
Expiration Date: 2/28/2015

GoToMeeting Viewer
Now viewing Tom Lehman's screen

Visuals for HCP and General Public - Microsoft Word

Home Insert Page Layout References Mailings Review View Acrobat

Calibri (Body) 14 A A

Heading 1 Normal No Spaci... Heading 2 Title Subtitle Change Styles Find Replace Select Editing

Taglines

- Lifestyle changes proven to prevent type 2 diabetes
- Because with the right help, you can prevent type 2 diabetes
- You have the power to prevent type 2 diabetes
- Achievable changes that can prevent type 2 diabetes
- Get the support you need to prevent type 2 diabetes

Page: 12 of 16 Words: 801

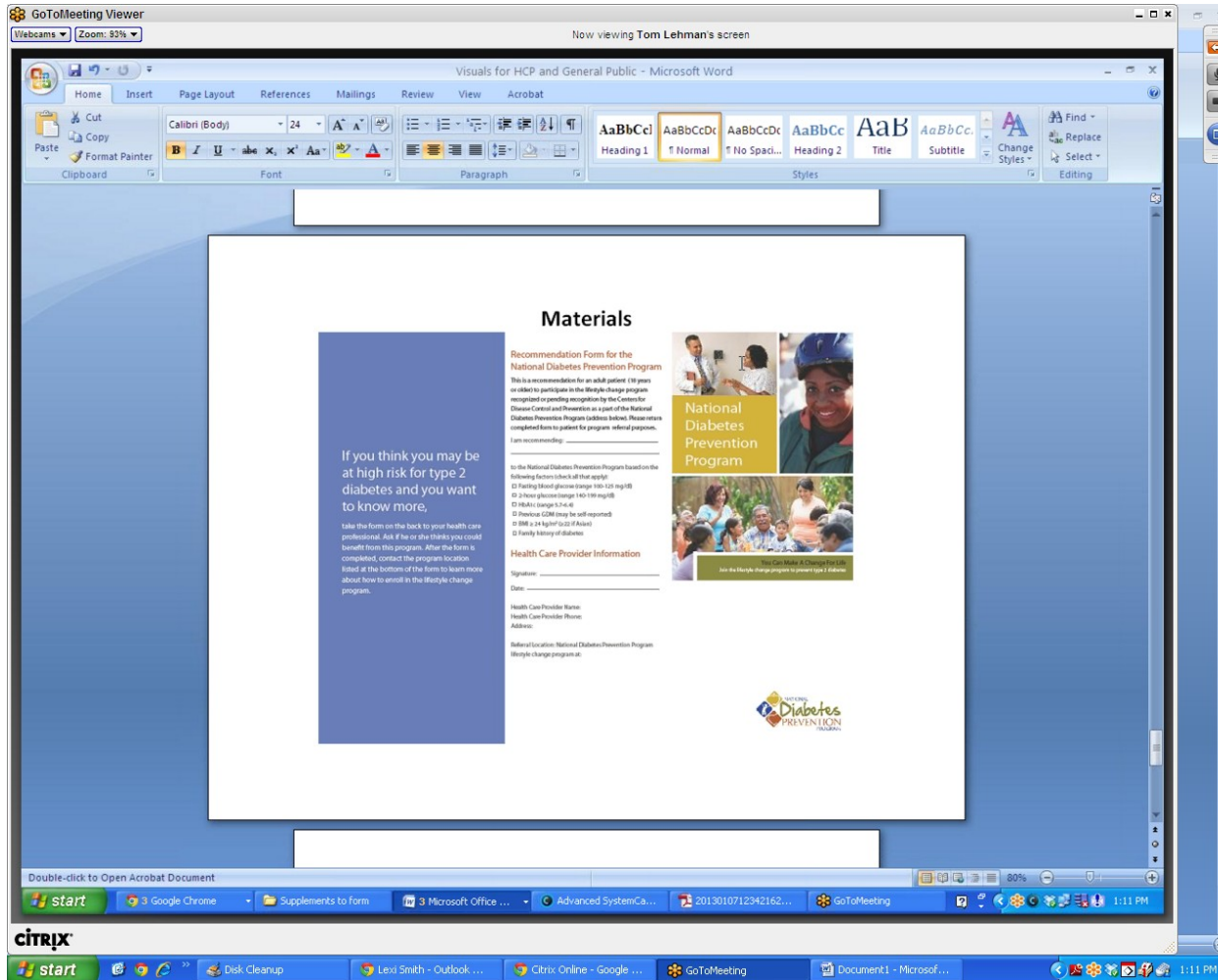
start 3 Google Chrome Supplements to Form 3 Microsoft Office ... Advanced SystemCa... 2013010712342162... GoToMeeting 1:08 PM

citrix

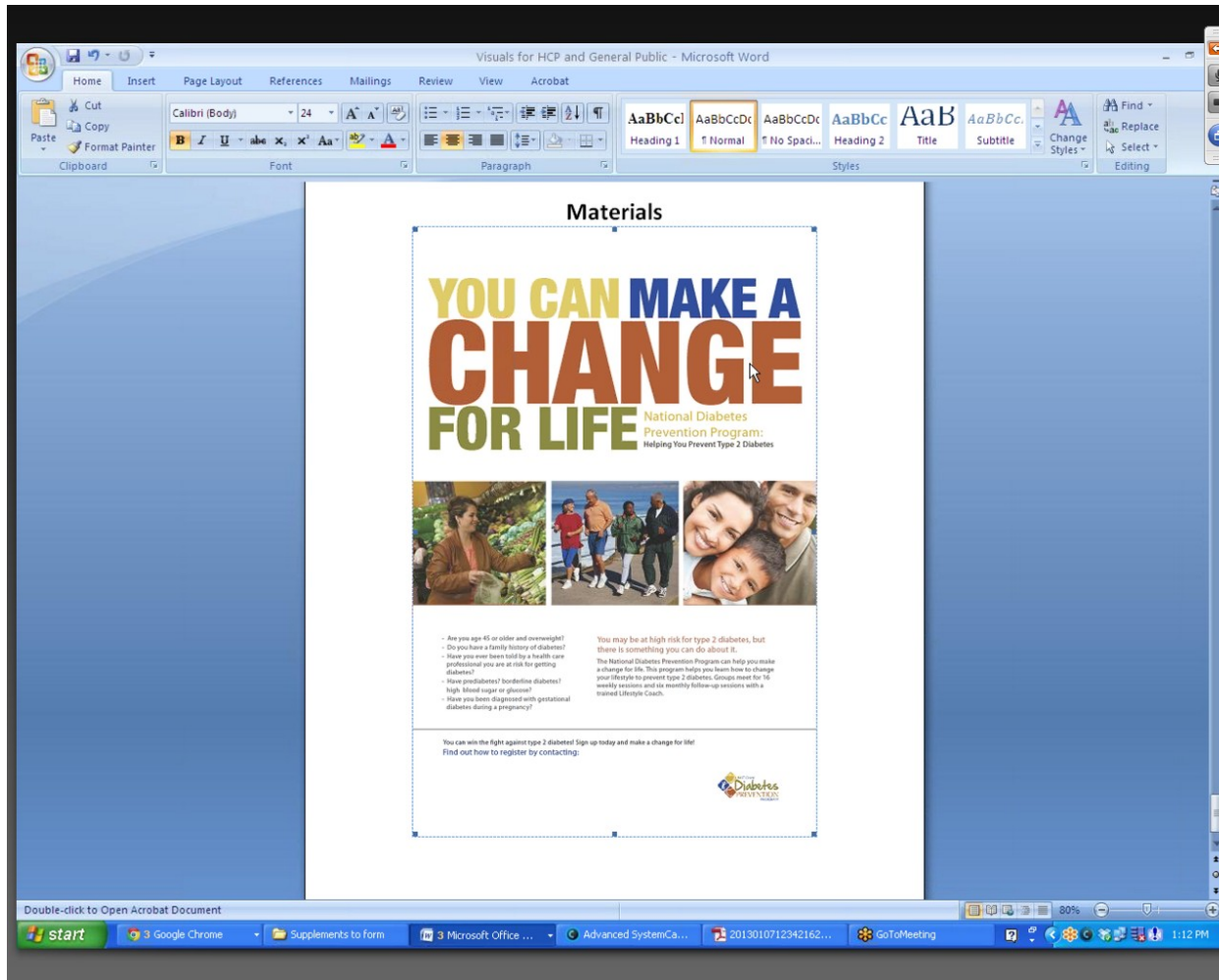
start Disk Cleanup Lexi Smith - Outlook ... Citrix Online - Google ... GoToMeeting Document1 - Microsof... 1:08 PM

Appendix D: Testing Supplement

Form Approved
OMB No. 0920-0572
Expiration Date: 2/28/2015



Appendix D: Testing Supplement



Appendix D: Testing Supplement

Form Approved
OMB No. 0920-0572
Expiration Date: 2/28/2015

Once the discussion group has concluded, participants will be able to simply close their Internet browser window to exit GoToMeeting and the discussion group.

In-person testing procedures

Consumers will take part in in-person focus groups. When they arrive at the focus group facility, they will be asked to read and sign the consent form prior to the commencement of the discussion group.

Throughout the discussion, the moderator will show, on printed pieces of paper, the brand concepts, messages and materials being tested. These will be shown and discussed individually. Once the group is finished discussing a given brand concept, message, or material, the piece of paper will be placed in the middle of the table and the next piece will be reviewed.

In the pages that follow, the brand concepts, messages and materials (as they will be shown to in-person participants) are presented.

OMB No. 0920-0572
Expiration Date: 2/28/2015

Welcome to the Diabetes Prevention Discussion Group

[DATE HERE]

We will begin at XX:XXpm

Public Reporting Burden Statement

Public reporting burden of this collection of information is estimated to average **90 minutes** per response, including the time for reviewing instructions, searching existing data sources, gathering and maintaining the data needed, and completing and reviewing the collection of information. An agency may not conduct or sponsor, and a person is not required to respond to a collection of information unless it displays a currently valid OMB control number. Send comments regarding this burden estimate or any other aspect of this collection of information, including suggestions for reducing this burden to CDC/ATSDR Information Collection Review Office, 1600 Clifton Road NE, MS D-74, Atlanta, Georgia 30333; ATTN: PRA (0920-0572).

Messages

Call to action #1: Assess your risk

- The National Diabetes Prevention Program is for people at high risk of type 2 diabetes. How do you know if that means you?
 - Are you 45 years old or older and overweight?
Do you have a family history of diabetes?
 - Have you ever been told by a health care professional you are at risk for getting diabetes?
Have prediabetes? borderline diabetes? high blood sugar or glucose?
 - Have you been diagnosed with gestational diabetes during a pregnancy?
 - Still not sure? Take the “Could You Have Prediabetes?” online quiz at www.cdc.gov/diabetes/prevention to learn your risk for type 2 diabetes.

Messages

Call to action #2: Talk with your HCP

- If you think you may be at risk for type 2 diabetes, talk to your health care provider.
- If you are 45 years of age or older, you should consider getting a blood test from a health care provider for prediabetes and diabetes, especially if you are overweight.

Messages

Call to action #3: Share info about the program with family members who are at-risk

- You or a loved one may be at high risk for type 2 diabetes, but there is something you can do about it. The National Diabetes Prevention Program can help you make a change for life.

Messages

The National Diabetes Prevention Program

- **It works.** The program is proven to help people lose weight and lower their risk of type 2 diabetes by 58%.
- **You can make a change for life.** This program helps you learn ways to change your lifestyle and improve your health. Participants meet in a group with a trained Lifestyle Coach to learn how to make modest lifestyle changes. Groups meet weekly for 16 core group sessions, and monthly for 6 follow-up sessions.
- **You don't have to do this alone.** The program will provide you with both a Lifestyle Coach and a group to support you. You will spend the year-long program with people who are facing the same challenges and trying to make the same changes as you.

Branding Concept

PrevenT2

Visual Identity

<ul style="list-style-type: none">• Erasing effect; erasing bad habits to prevent T2• Typography: clean, trustworthy, modern, italics to connote movement and progress• Color: energetic		
--	---	--

Visual Identity

<ul style="list-style-type: none">• Square: door or wall to represent transition• Typography: clean, trustworthy, modern, bold & powerful• Color: bright, energetic	A		
	B		

Taglines

- Reduce your risk of developing type 2 diabetes
- Discover the potential of prevenT2ion
- Small changes proven to make a big difference
- Get help to make the changes that make the difference

Branding Concept

D-terminated

Visual Identity



Visual Identity



Taglines

- Lifestyle changes proven to prevent type 2 diabetes
- Because with the right help, you can prevent type 2 diabetes
- You have the power to prevent type 2 diabetes
- Achievable changes that can prevent type 2 diabetes
- Get the support you need to prevent type 2 diabetes

Materials

If you think you may be at high risk for type 2 diabetes and you want to know more, take the form on the back to your health care professional. Ask if he or she thinks you could benefit from this program. After the form is completed, contact the program location listed at the bottom of the form to learn more about how to enroll in the lifestyle change program.

Recommendation Form for the National Diabetes Prevention Program

This is a recommendation for an adult patient (18 years or older) to participate in the lifestyle change program recognized or pending recognition by the Centers for Disease Control and Prevention as a part of the National Diabetes Prevention Program (address below). Please return completed form to patient for program referral purposes.

I am recommending: _____

to the National Diabetes Prevention Program based on the following factors (check all that apply):

- Fasting blood glucose (range 100-125 mg/dl)
- 2-hour glucose (range 140-199 mg/dl)
- HbA1c (range 5.7-6.4)
- Previous GDM (may be self-reported)
- BMI ≥ 24 kg/m² (≥ 22 if Asian)
- Family history of diabetes

Health Care Provider Information

Signature: _____

Date: _____

Health Care Provider Name:

Health Care Provider Phone:

Address:

Referral Location: National Diabetes Prevention Program lifestyle change program at:



Materials

YOU CAN MAKE A CHANGE FOR LIFE

National Diabetes
Prevention Program:
Helping You Prevent Type 2 Diabetes



- Are you age 45 or older and overweight?
- Do you have a family history of diabetes?
- Have you ever been told by a health care professional you are at risk for getting diabetes?
- Have prediabetes? borderline diabetes? high blood sugar or glucose?
- Have you been diagnosed with gestational diabetes during a pregnancy?

You may be at high risk for type 2 diabetes, but there is something you can do about it.

The National Diabetes Prevention Program can help you make a change for life. This program helps you learn how to change your lifestyle to prevent type 2 diabetes. Groups meet for 16 weekly sessions and six monthly follow-up sessions with a trained Lifestyle Coach.

You can win the fight against type 2 diabetes! Sign up today and make a change for life!
Find out how to register by contacting:

