

I-765 e-Filing Process

<http://www.uscis.gov/e-filing-i-765>

Instructions for Electronic Filing Form I-765, Application for Employment Authorization

Burden Disclosure Notice for Form I-765, OMB No. 1615-0040; Expires 04/30/2016

Please Note: Requests for **consideration of deferred action for childhood arrivals** cannot be e-filed.

The steps to e-File this form are:

1. Be sure to read the [form instructions](#) first.
2. Check the chart below to see if e-Filing is available for your filing category.
3. If you are eligible to e-File, go to the [e-Filing log-in page](#) and fill out Form I-765 online.
4. Once you have paid, we will provide you with an electronic confirmation receipt that:
 - Includes your receipt number.
 - Tells you where to mail the required supporting documents listed in the form instructions. If you do not send the required documents to the address listed on the confirmation receipt, your application may be delayed or denied.
 - USCIS will mail you a Form I-797, Notice of Action. This is the notice you should use as evidence that you filed this application. If biometric services are required, we will send you an appointment notice to appear at an Application Support Center.
5. The USCIS office where your case is assigned will adjudicate your application.

E-Filing Eligibility

You may e-File Form I-765 if...	You may NOT e-File Form I-765 if...
<ul style="list-style-type: none">• You pay the Form I-765 filing fee; and,• You are an applicant in one of the following categories: Asylee/Refugee Categories: (a)(3) Refugee	<ul style="list-style-type: none">• You are a lawful permanent resident (you do not need an EAD).• You are applying for a fee waiver or are not required to pay the filing fee.• You are requesting deferred action for childhood arrivals (Mail forms I-765, I-821D and I-765 WS to the appropriate box address)

<http://www.uscis.gov/forms/forms-burden-disclosure-statements#I-907>

Form I-131, Application for Travel Document. OMB No. 1615-0013; Expires 03/31/2016: Paperwork Reduction Act. An agency may not conduct or sponsor an information collection, and a person is not required to respond to a collection of information unless it displays a currently valid OMB control number. The public reporting burden for this collection of information is estimated at 3 hours and 34 minutes per response, including the time for reviewing instructions, and completing and submitting the form. Send comments regarding this burden estimate or any other aspect of this collection of information, including suggestions for reducing this burden to: U.S. Citizenship and Immigration Services, Regulatory Coordination Division, Office of Policy and Strategy, 20 Massachusetts Ave NW, Washington, DC 20529-2140; OMB No. 1615-0013. Do not mail your completed Form I-131 to this address.

Form I-140, Petition for Alien Worker. OMB No. 1615-0015; Expires 03/31/2016: Paperwork Reduction Act. An agency may not conduct or sponsor an information collection, and a person is not required to respond to a collection of information unless it displays a currently valid OMB control number. The public reporting burden for this collection of information is estimated at 65 minutes per response, including the time for reviewing instructions, and completing and submitting the form. Send comments regarding this burden estimate or any other aspect of this collection of information, including suggestions for reducing this burden to: U.S. Citizenship and Immigration Services, Regulatory Coordination Division, Office of Policy and Strategy, 20 Massachusetts Ave NW, Washington, DC 20529-2140; OMB No. 1615-0015. Do not mail your completed Form I-140 to this address.

Form I-765, Application for Employment Authorization. OMB No. 1615-0040; Expires 04/30/2016: Paperwork Reduction Act. An agency may not conduct or sponsor an information collection and a person is not required to respond to a collection of information unless it displays a currently valid OMB control number. The public reporting burden for this collection of information is estimated as follows: 3.42 hours for reviewing instructions and completing and submitting Form I-765; 1.17 hours associated with biometrics processing; .50 hours for reviewing instructions and completing Form I-765WS; and .50 hours associated with providing passport-style photographs. Send comments regarding this burden estimate or any other aspect of this collection of information, including suggestions for reducing this burden to: U.S. Citizenship and Immigration Services, Regulatory Coordination Division, Office of Policy and Strategy, 20 Massachusetts Ave NW, Washington, DC 20529-2140; OMB No. 1615-0040. Do not mail your completed Form I-765 to this address.

Form I-821, Application for Temporary Protected Status. OMB No. 1615-0043; Expires 02/28/2017: Paperwork Reduction Act. An agency may not conduct or sponsor an information collection, and a person is not required to respond to a collection of information unless it displays a currently valid OMB control number. The public reporting burden for this collection of information is estimated at 1 hour and 55 minutes per response, including the time for reviewing instructions, and completing and submitting the form. Send comments regarding this burden estimate or any other aspect of this collection of information, including suggestions for reducing this burden to: U.S. Citizenship and Immigration Services, Regulatory Coordination Division, Office of Policy and Strategy, 20 Massachusetts Ave NW, Washington, DC 20529-2140; OMB No. 1615-0043. Do not mail your completed Form I-821 to this address.

Form I-907, Request for Premium Processing Service. OMB No. 1615-0048; Expires 10/31/2014: Paperwork Reduction Act. An agency may not conduct or sponsor an information collection, and a person is not required to respond to a collection of information unless it displays a currently valid OMB control number. The public reporting burden for this collection of information is estimated at 30 minutes per response (20 minutes per response if electronically filed), including the time for reviewing instructions, and completing and submitting the form. Send comments regarding this burden estimate or any other aspect of this collection of information, including suggestions for reducing this burden to: U.S. Citizenship and Immigration Services, Regulatory Coordination Division, Office of Policy and Strategy, 20 Massachusetts Ave NW, Washington, DC 20529-2140; OMB No. 1615-0048. Do not mail your completed Form I-907 to this address.

***I-765 can be e-Filed as a stand-alone form or concurrently with the I-821**

USCIS e-Filing main page:

Home > FORMS > File My Application Online [Share This Page](#) [Print](#)

FORMS

- Most Searched Forms ▼
- Forms Information ▼
- Filing Fees ▼
- E-Filing and Online Services ▼**
 - E-Filing
 - Online Change of Address
 - USCIS Service and Office Locator
- Forms Updates and News ▼
- Department of State (DS) and Other Non-USCIS Forms ▼

File My Application Online

File Online with e-Filing	File Online with USCIS ELIS
<ul style="list-style-type: none"> • Form I-90, Application to Replace Permanent Residence Card 	<ul style="list-style-type: none"> • Form I-526, Immigrant Petition by Alien Entrepreneur
<ul style="list-style-type: none"> • Form I-131, Application for Travel Document 	<ul style="list-style-type: none"> • Form I-539, Application To Extend/Change Nonimmigrant Status
<ul style="list-style-type: none"> • Form I-140, Immigrant Petition for Alien Worker 	<ul style="list-style-type: none"> • Immigrant Fee (Pay online)
<ul style="list-style-type: none"> • Form I-765, Application for Employment Authorization <p style="font-size: small; margin-top: 5px;"><i>Please note: You cannot file requests for consideration of deferred action for childhood arrivals online.</i></p>	
<ul style="list-style-type: none"> • Form I-821, Application for Temporary Protected Status <p style="font-size: small; margin-top: 5px;"><i>You can e-File this form only if you are registering for Temporary Protected Status(TPS). For the latest information on TPS, please visit the Temporary Protected Status page</i></p>	
<ul style="list-style-type: none"> • Form I-907, Request for Premium Processing Service 	

More Information

- [Log in to e-Filing](#)
- [e-Filing Tips and Frequently Asked Questions](#)
- [USCIS ELIS - Online I-539 and Immigrant Fee](#)

Instructions

- [Instructions for Electronic Filing of Form I-90](#)
- [Instructions for Electronic Filing of Form I-907](#)
- [Instructions for Electronic Filing of Form I-140](#)
- [Instructions for Electronic Filing of Form I-821](#)
- [Instructions for Electronic Filing of Form I-131](#)
- [Instructions for Electronic Filing Form I-765, Application for Employment Authorization](#)

Guidance

- [Additional Online Privacy Information For E-filing](#)
- [Submitting Supporting Documentation](#)

Instructions for Electronic Filing of Form I-765:

Home > FORMS > File My Application Online Share This Page Print

FORMS

Most Searched Forms ▼

Forms Information ▼

Filing Fees ▼

E-Filing and Online Services ▼

- E-Filing
- Online Change of Address
- USCIS Service and Office Locator

Forms Updates and News ▼

Department of State (DS) and Other Non-USCIS Forms ▼

Instructions for Electronic Filing Form I-765, Application for Employment Authorization

Burden Disclosure Notice for Form I-765, OMB No. 1615-0040; Expires 04/30/2016

Please Note: Requests for consideration of deferred action for childhood arrivals cannot be e-filed.

The steps to e-File this form are:

- Be sure to read the [form instructions](#) first.
- Check the chart below to see if e-Filing is available for your filing category.
- If you are eligible to e-File, go to the [e-Filing log-in page](#) and fill out Form I-765 online.
- Once you have paid, we will provide you with an electronic confirmation receipt that:
 - Includes your receipt number.
 - Tells you where to mail the required supporting documents listed in the form instructions. If you do not send the required documents to the address listed on the confirmation receipt, your application may be delayed or denied.
 - USCIS will mail you a Form I-797, Notice of Action. This is the notice you should use as evidence that you filed this application. If biometric services are required, we will send you an appointment notice to appear at an Application Support Center.

5. The USCIS office where your case is assigned will adjudicate your application.

E-Filing Eligibility

You may e-File Form I-765 if...	You may NOT e-File Form I-765 if...
<ul style="list-style-type: none"> • You pay the Form I-765 filing fee; and, • You are an applicant in one of the following categories: <p>Asylee/Refugee Categories:</p> <p>(a)(3) Refugee</p> <p>(a)(4) Paroled Refugee</p> <p>(a)(5) Asylee</p> <p>(c)(8) Asylum applicant</p>	<ul style="list-style-type: none"> • You are a lawful permanent resident (you do not need an EAD). • You are applying for a fee waiver or are not required to pay the filing fee. • You are requesting deferred action for childhood arrivals (Mail forms I-765, I-821D and I-765 WS to the appropriate lockbox address). • You are filing to correct data due to USCIS administrative error. • You are requesting consideration of deferred action for childhood arrivals. • You are an applicant in one of the

More Information

- Log in to e-Filing
- e-Filing Tips and Frequently Asked Questions
- USCIS ELIS - Online I-539 and Immigrant Fee

Instructions

- Instructions for Electronic Filing of Form I-90
- Instructions for Electronic Filing of Form I-907
- Instructions for Electronic Filing of Form I-140
- Instructions for Electronic Filing of Form I-821
- Instructions for Electronic Filing of Form I-131
- Instructions for Electronic Filing Form I-765, Application for Employment Authorization

Guidance

- Additional Online Privacy Information For E-filing
- Submitting Supporting Documentation

I-765 Instructions [first page]:

Department of Homeland Security
U.S. Citizenship and Immigration Services

**Instructions for I-765, Application for
Employment Authorization**

What Is the Purpose of This Form?

Certain aliens who are temporarily in the United States may file Form I-765, Application for Employment Authorization, to request an Employment Authorization Document (EAD). Other aliens who are authorized to work in the United States without restrictions must also use this form to apply to USCIS for a document that shows such authorization. Review **Eligibility Categories** to determine whether you should use this form.

If you are a lawful permanent resident, a conditional resident, or a nonimmigrant authorized to be employed with a specific employer under 8 CFR 274a.12(b), do not use this form.

Definitions

Employment Authorization Document (EAD): Form I-688, Form I-688A, Form I-688B, Form I-766, or any successor document issued by USCIS as evidence that the holder is authorized to work in the United States.

Renewal EAD: An EAD issued to an eligible applicant upon the expiration of a previous EAD issued under the same category.

Replacement EAD: An EAD issued to an eligible applicant when the previously issued EAD has been lost, stolen, mutilated, or contains erroneous information, such as a misspelled name.

Interim EAD: An EAD issued to an eligible applicant when USCIS has failed to adjudicate an application within 90 days of a properly filed EAD application, or within 30 days of a properly filed initial EAD application based on an asylum application filed on or after January 4, 1995. The interim EAD will be granted for a period not to exceed 240 days and is subject to the conditions noted on the document. *The Interim EAD provisions apply to individuals filing Form I-765 based on Consideration of Deferred Action for Childhood Arrivals only after a determination on deferred action is reached.*

Who May File Form I-765?

USCIS adjudicates a request for employment authorization by determining whether an applicant has submitted the required information and documentation, and whether the applicant is eligible. In order to determine your eligibility, you must identify the category in which you are eligible and fill in that category in **Question 16** on Form I-765. Enter only one of the following category numbers on the application form. For example, if you are a refugee applying for an EAD, write "(a)(3)" at **Question 16**.

For easier reference, the categories are subdivided as follows:

	<u>Page</u>
Asylee/Refugee and Their Spouses and Children.....	1
Nationality Categories.....	2
Foreign Students.....	2
Eligible Dependents of Employees of Diplomatic Missions, International Organization, or NATO.....	3
Employment-Based Nonimmigrants.....	3
Family-Based Nonimmigrants.....	4
Adjustment-of-Status Categories.....	4
Other Categories.....	4

1. Asylee/Refugee Categories (and their Spouse and Children)

- A. Refugee--(a)(3).** File Form I-765 with either a copy of your Form I-590, Registration for Classification as Refugee, approval letter, or a copy of a Form I-730, Refugee/Asylee Relative Petition, approval notice.
- B. Paroled as a Refugee--(a)(4).** File Form I-765 with a copy of your Form I-94, Arrival-Departure Record.
- C. Asylee (Granted Asylum)--(a)(5).** File Form I-765 with a copy of the USCIS letter, or judge's decision, granting you asylum. It is not necessary to apply for an EAD as an asylee until 90 days before the expiration of your current EAD.
- D. Asylum Applicant (With a Pending Asylum Application) Who Filed for Asylum on or After January 4, 1995--(c)(8).** For specific instructions for applicants with pending asylum claims, see section entitled "Special Filing Instructions for Those with Pending Asylum Applications ((c)(8))."

2. Nationality Categories

- A. Citizen of Micronesia, the Marshall Islands, or Palau--(a)(8).** File Form I-765 if you were admitted to the United States as a citizen of the Federated States of Micronesia (CFA/FSM), the Marshall Islands (CFA/MIS), or Palau under agreements between the United States and the former trust territories.
- B. Deferred Enforced Departure (DED) / Extended Voluntary Departure--(a)(11).** File Form I-765 with evidence of your identity and nationality.

Approval. If approved, your EAD will either be mailed to you or you may be required to visit your local USCIS office to pick it up.

Denial. If your application cannot be granted, you will receive a written notice explaining the basis of your denial.

Interim EAD. If you have not received a decision within 90 days of receipt by USCIS of a properly filed EAD application or within 30 days of a properly filed initial EAD application based on an asylum application filed on or after January 4, 1995, you may request interim work authorization by calling the USCIS National Customer Service Center at 1-800-375-5283 or by appearing in person at your local USCIS Field Office by making an InfoPass appointment. For TDD (hearing impaired) call: 1-800-767-1833. For further processing at a USCIS Field Office, you must bring proof of identity and any notices that you have received from USCIS in connection with your application for employment authorization. *The Interim EAD provisions apply to individuals filing Form I-765 based on Consideration of Deferred Action for Childhood Arrivals only after a determination on deferred action is reached.*

USCIS Forms and Information

To ensure you are using the latest version of this form, visit the USCIS Web site at www.uscis.gov where you can get USCIS forms and immigration-related information. If you do not have internet access, you may order USCIS forms by calling our toll-free number at 1-800-870-3676. You may also obtain forms and information by calling our USCIS National Customer Service Center at 1-800-375-5283. For TDD (hearing impaired) call: 1-800-767-1833.

As an alternative to waiting in line for assistance at your local USCIS office, you can now schedule an appointment through the USCIS Internet-based system, InfoPass. To access the system, visit the USCIS Web site. Use the InfoPass appointment scheduler and follow the screen prompts to set up your appointment. InfoPass generates an electronic appointment notice that appears on the screen.

Penalties

If you knowingly and willfully falsify or conceal a material fact or submit a false document with your Form I-765, we will deny your Form I-765 and may deny any other immigration benefit.

In addition, you will face severe penalties provided by law and may be subject to criminal prosecution.

USCIS Privacy Act Statement

AUTHORITIES: The information requested on this form, and the associated evidence, is collected under the Immigration and Nationality Act, section 101, et seq.

PURPOSE: The primary purpose for providing the requested information on this form is to determine if you have established eligibility for the immigration benefit for which you are filing. The information you provide will be used to grant or deny the benefit sought.

DISCLOSURE: The information you provide is voluntary. However, failure to provide the requested information, and any requested evidence, may delay a final decision or result in denial of your form.

ROUTINE USES: The information you provide on this form may be shared with other Federal, State, local, and foreign government agencies and authorized organizations following approved routine uses described in the associated published system of records notices [DHS-USCIS-007 - Benefits Information System and DHS-USCIS-001 - Alien File, Index, and National File Tracking System of Records, which can be found at www.dhs.gov/privacy]. The information may also be made available, as appropriate, for law enforcement purposes or in the interest of national security.

Paperwork Reduction Act

An agency may not conduct or sponsor an information collection and a person is not required to respond to a collection of information unless it displays a currently valid OMB control number. The public reporting burden for this collection of information is estimated as follows: 3.42 hours for reviewing instructions and completing and submitting Form I-765; 1.17 hours associated with biometrics processing; .50 hours for reviewing instructions and completing Form I-765WS; and .50 hours associated with providing passport-style photographs. Send comments regarding this burden estimate or any other aspect of this collection of information, including suggestions for reducing this burden, to: U.S. Citizenship and Immigration Services, Regulatory Coordination Division, Office of Policy and Strategy, 20 Massachusetts Ave NW, Washington, DC 20529-2140. OMB No. 1615-0040. **Do not mail your completed Form I-765 to this address.**



Log in to E-Filing

Please enter your User ID and Password and select **Log in** to begin using the E-Filing system. If you are a new user, please select, "I am a new user" to create an account.

Please provide information for the terms * marked below.

- Select [here](#) to view the detailed User ID and Password instructions.

E-Filing Login

User ID: *

Password: *

[I am a new user](#)

[I forgot my password](#)

Log in

PRIVACY POLICY

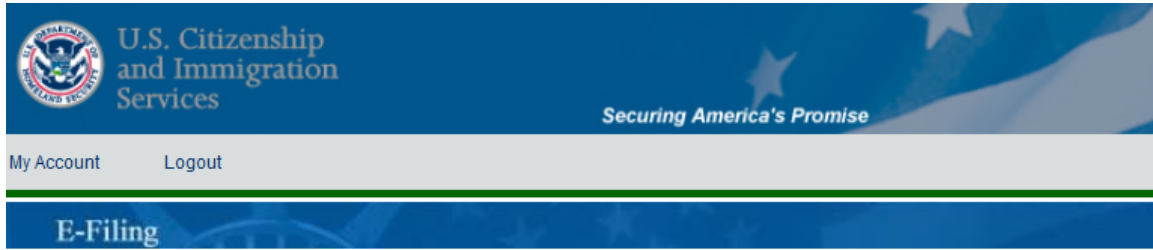
You are about to access a Department of Homeland Security computer system. This computer system and data therein are property of the U.S. Government and provided for official U.S.

[Privacy Statement](#)

Please read our [Secure Site Statement](#).
Please read our [Accessibility Statement](#).

For assistance or questions regarding this form, please call our National Customer Service Center at 1-800-375-5283
[TDD 1-800-767-1833].

Screen #1



My Forms

Welcome to the My Forms page of the USCIS E-Filing system. You can have a maximum of 20 applications saved at one time on your My Forms page. **Successfully submitted forms will NOT appear on your My Forms page.** The My Forms page only lists forms in "Pending" or "Action Needed" status.

Presently, there are no saved form(s) in your account.

You can also start a new form:

Start a New Form:

USCIS Refund Policy

Pursuant to Title 8 of the Code of Federal Regulations (CFR), Section 103.7 and Section 103.2 respectively, filing and other applicable fees associated with USCIS applications, where applicable, "are non-refundable and must be paid when the application is filed."

No refund or returns will be honored for user errors or in the event of an application cancellation or withdrawal request. All requests for refunds must go through USCIS. USCIS will ONLY refund your fee if you paid more than once for the same immigrant. If this situation applies to you, contact USCIS at 1-800-375-5283 for information on how to file a refund request. A refund will also be issued in the event the USCIS does not meet the guaranteed 15 calendar day processing period for premium processing, under the specified conditions pursuant to Section 103.2 of Title 8 or due to a USCIS error (as identified in the CFR Section 103.7). There is a charge in the amount of \$30 imposed on the Payor of the filed application if the total amount due cannot be honored on the bank or cardholder on which the funds are drawn. This charge is separate from any other bank or credit card penalty charges that may be imposed by the issuing payor bank or credit card merchant.

Please read our [Secure Site Statement](#).
Please read our [Accessibility Statement](#).

For assistance or questions regarding this form, please call our National Customer Service Center at 1-800-375-5283 [TDD 1-800-767-1833].

Screen #2

The screenshot shows the top navigation bar of the USCIS website with the logo and text "U.S. Citizenship and Immigration Services". Below this are links for "My Forms" and "Logout". A blue banner displays "I-765 Form: Application for Employment Authorization". A secondary navigation bar includes "Overview" (highlighted), "Filing Status", "Form", "Form Checklist", "Certify Forms", "Payment", and "Confirmation".

E-filing USCIS Form

Welcome to the U.S. Citizenship and Immigration Services' (USCIS) Electronic Filing (E-Filing) Introduction web page.

USCIS' E-Filing system allows you to complete and submit certain USCIS public use forms entirely online.

- In order to electronically file your application in the quickest and most effective manner, please ensure you have the following available:
- Adobe Acrobat Reader version 5.0
- Netscape 4.7 or higher, or Internet Explorer 5.0 or higher
- A printer to print your application and confirmation receipt page
- A copy of the form instructions for the form you intend to complete

Additionally, follow the steps below:

- You MUST complete all fields marked * in order to successfully submit your form and fee payment. If all of the fields marked * are not filled out, you will be prompted to do so before the submission process can be completed.
- You MUST use the "Back" and "Continue" buttons at the bottom of each page to navigate the application. DO NOT use the navigation buttons supplied by your browser.
- You MUST certify the validity of your application through a check box on the form.
- You MUST follow the "Next Step" instructions on the Confirmation Receipt notice that will be generated after you submit an e-filed application to ensure the proper processing of your application. Failure to follow these "Next Step" instructions could result application processing delays or even application denial.
- You MUST contact the USCIS National Customer Service Center, if instructed to do so on your Confirmation Receipt notice, at 1-800-375-5283 [TTY 1-800-767-1833] to schedule an appointment with your local Application Support Center using your Confirmation Receipt notice or your official Receipt Notice (I-797). The Application Support Center will collect a digital photograph, signature, and fingerprint from you at your appointment.

YOUR APPLICATION CANNOT BE PROCESSED UNTIL YOU HAVE:

- Appeared for your Appointment at the Application Support Center (if required).
- Submitted required supporting documentation (if any).

PLEASE ALSO NOTE:

- We strongly encourage you to SAVE your application electronically and to sign and keep a hardcopy of your application for your records.

[◀ Back](#) [Cancel](#) [Begin Application ▶](#)

Please read our [Secure Site Statement](#).
Please read our [Accessibility Statement](#).

For assistance or questions regarding this form, please call our National Customer Service Center at 1-800-375-5283 (TDD 1-800-767-1833).

Screen # 3



U.S. Citizenship and Immigration Services

Securing America's Promise

My Forms Logout

I-765 Form: Application for Employment Authorization

Overview **Filing Status** Form Form Checklist Certify Forms Payment Confirmation

Filing Status

In order to electronically process your application, you must provide information for the items marked * below.

1. Attorney or non-attorney

Please indicate below if you are filing this form as a qualified attorney or otherwise: *


- I am filing the form **for myself or to assist someone**. I am not a Qualified Attorney.
- I am a **Qualified Attorney or Organization Representative**.

[◀ Back](#) [Cancel](#) [Continue ▶](#)

Please read our [Secure Site Statement](#).
Please read our [Accessibility Statement](#).

For assistance or questions regarding this form, please call our National Customer Service Center at 1-800-375-5283 [TDD 1-800-767-1833].

Screen # 4



U.S. Citizenship and Immigration Services

Securing America's Promise

My Forms Logout

I-765 Form: Application for Employment Authorization

Overview Filing Status **Form** Form Checklist Certify Forms Payment Confirmation

In order to electronically process your application, you must provide information for the items marked * below.

I am applying for: *

- Permission to accept employment
- Replacement (of lost employment authorization document)
- Renewal of my permission to accept employment

Family Name: *

Given Name: *

Middle Name:

Other Names Used:
(Include [Maiden Name](#))

Address in the United States

[Number and Street:](#) *

[Apt. Number:](#)

Town or City: *

State: *

Zip Code: *

[Country of Citizenship/Nationality:](#)

Town or City of Birth:

State/Province of Birth:

Country of Birth:

Date of Birth: * / /
MM DD YYYY

Sex: * Male Female

Marital Status: Married Single Widowed Divorced

Social Security #
(Include all numbers you have ever used if any.)

<input type="text"/>	<input type="text"/>	<input type="text"/>
<input type="text"/>	<input type="text"/>	<input type="text"/>
<input type="text"/>	<input type="text"/>	<input type="text"/>

A#:

OR

I-94#

[What is an I-94#?](#)

In order to electronically process your application, you must provide information for the items marked *.

[Back to top](#)

Please read our [Secure Site Statement](#).

For assistance or questions regarding this form, please call our National Customer Service Center at 1-800-375-5283 [TDD 1-800-767-1833].

Screen #5

I-765 Form: Application for Employment Authorization

Overview Filing Status **Form** Form Checklist Certify Forms Payment Confirmation

In order to electronically process your application, you must provide information for the items marked * below.

Have you ever before applied for employment authorization from USCIS? * Yes No

If yes, which USCIS office?

Date for application:

Results: Granted Denied Pending

If you have made multiple applications for Employment Authorization, please give details.

USCIS office:

Date for application:

Results: Granted Denied Pending

USCIS office:

Date for application:

Results: Granted Denied Pending

Date of Last Entry into the U.S.:

Place of Last Entry into the U.S.:

Manner of Last Entry into the U.S.:

(Visitor, Student, etc.)

[Current Immigration Status:](#)

(Visitor, Student, etc.)

In order to electronically process your application, you must provide information for the items marked *.

[Back to top](#)

Please read our [Secure Site Statement](#).
Please read our [Accessibility Statement](#).

For assistance or questions regarding this form, please call our National Customer Service Center at 1-800-375-5283 [TDD 1-800-767-1833].

Screen #6

I-765 Form: Application for Employment Authorization

Overview Filing Status **Form** Form Checklist Certify Forms Payment Confirmation

In order to electronically process your application, you must provide information for the items marked * below.

Please select your [eligibility status](#): *

Select an Eligibility Code

Please provide information concerning your eligibility status:

For (c)(9) eligibility status only

Family-based Employment-based

Please indicate whether your pending I-485 is [family-based](#) or [employment-based](#).

For (c)(3)(C) eligibility status only

Please list your degree, your employer's name as listed in E-Verify, and your employer's E-Verify Company Identification Number or a valid E-Verify Client Company Identification Number:

Degree:

Employer's Name:

Company Identification Number:

[Back to top](#)

Please read our [Secure Site Statement](#).
Please read our [Accessibility Statement](#).

For assistance or questions regarding this form, please call our National Customer Service Center at 1-800-375-5283 [TDD 1-800-767-1833].

Screen # 7

U.S. Citizenship and Immigration Services
Securing America's Promise

My Forms Logout

I-765 Form: Application for Employment Authorization

Overview Filing Status **Form** Form Checklist Certify Forms Payment Confirmation

End of Primary I-765 Form

You have reached the end of the I-765 form.

To continue with the application process, select **Continue** which takes you to the next step of the process.

If you would like to review information entered in this form, select **Back** to navigate through the form.

To cancel and exit this e-filing process, select **Cancel**.

[◀ Back](#) [Cancel](#) [Continue ▶](#)

Please read our [Secure Site Statement](#).
Please read our [Accessibility Statement](#).

For assistance or questions regarding this form, please call our National Customer Service Center at 1-800-375-5283 [TDD 1-800-767-1833].

Screen #8

U.S. Citizenship and Immigration Services
Securing America's Promise

My Forms Logout

I-765 Form: Application for Employment Authorization

Overview Filing Status Form **Form Checklist** Certify Forms Payment Confirmation

Form Checklist

Below is the fee/fees for all forms currently in your application.

Form	Description	Fee
I-765 - adasd, adasd	I-765 Application Fee	\$ 380.00
Total due from filer:		\$380.00

[I-765 - adasd, adasd](#)

[I-765 - adasd, adasd](#)

Add New Form by selecting hyperlinked form preceded by Add.

Review or Edit a Form by selecting the hyperlinked form number.

Delete a Form or Forms Select checkbox for a form or you select multiple boxes for more than one form, then select the delete button. **Note:** that if you delete a form that has any affiliated forms, those forms will also be deleted.


Certify Forms you can go ahead and certify if the information in all the forms is correct,

[Delete Form](#) [Cancel](#) [Certify Forms](#)

Please read our [Secure Site Statement](#).
Please read our [Accessibility Statement](#).

For assistance or questions regarding this form, please call our National Customer Service Center at 1-800-375-5283 [TDD 1-800-767-1833].

Screen #9

U.S. Citizenship
and Immigration
Services

My FormsLogout

I-765 Form: Application for Employment Authorization

OverviewFiling StatusFormForm ChecklistCertify FormsPaymentConfirmation

Certify

Please review the information below. If you wish to edit any form information, either select the Form Checklist link or the Back button. If the information is correct, you must certify it. Once you certified and selected the "I agree" button, you cannot edit the forms.

In order to electronically process your application, you must provide information for the items marked *.

Your Certification
Read the information on penalties in the instructions before completing this section. If someone helped you prepare this petition, he or she must complete Part 9.

Certification: *

I certify, under penalty of perjury under the laws of the United States of America, that this petition and the evidence submitted with it are all true and correct. I authorize the U.S. Citizenship and Immigration Services to release to other government agencies any information from my USCIS (or former INS) records, if the USCIS determines that such action is necessary to determine eligibility for the benefit sought.

Print Name:

Title:

Date (mm/dd/yyyy):

Daytime Phone Number (Area/Country Code):

E-Mail Address:

Please note: If you do not fully complete this form or fail to submit the required documents listed in the instructions, a final decision on your petition may be delayed or the petition may be denied.

I declare that I prepared this petition at the request of the above person and it is based on all information of which I have knowledge.

Attorney or Representative: In the event of a Request for Evidence (RFE) may the USCIS contact you by Fax or E-mail? Yes No

Print Name:

Date (mm/dd/yyyy):

Firm Name:

Firm Address:

Daytime Phone Number (Area/Country Code):

Fax Number (Area/Country Code):

E-mail Address:

By selecting I Agree, your application and payment (if applicable) will be sent to the USCIS. Please select I Agree only once.

I intend to mail supporting documentation for this application.

[Back to top](#)

Please read our [Secure Site Statement](#).
Please read our [Accessibility Statement](#).

Screen #10

I-765 Form: Application for Employment Authorization

Payment Summary

Payment Summary - Filer

Listed below are the fees that are to be paid by filer in this application.

Form	Description	Fee
I-765 - adasd, adasd	I-765 Application Fee	\$ 380.00
Total due from filer:		\$380.00

Payment Method


Please select method of payment:

- Credit Card
- Electronic Checking or Savings

Please read our [Secure Site Statement](#).
Please read our [Accessibility Statement](#).

For assistance or questions regarding this form, please call our National Customer Service Center at 1-800-375-5283 [TDD 1-800-767-1833].

Screen #11 (Credit Card Payment)


U.S. Citizenship and Immigration Services

[My Forms](#) [Logout](#)

I-765 Form: Application for Employment Authorization

[Overview](#)
[Filing Status](#)
[Form](#)
[Form Checklist](#)
[Certify Forms](#)
[Payment](#)
[Confirmation](#)

Payment Summary

Form	Description	Fee
I-765 - adasd, adasd	I-765 Application Fee	\$ 380.00
Total due from filer:		\$380.00

Credit Card Information

In order to electronically process your application, you must provide information for the items marked * below.

Cardholder First Name: *	<input type="text"/>
Cardholder Middle Initial:	<input type="text"/>
Cardholder Last Name: *	<input type="text"/>
Billing Address 1: *	<input type="text"/> <small>e.g. 123 Main Street</small>
Billing Address 2:	<input type="text"/>
City: *	<input type="text"/>
State: *	Select a State ▼
Zip or Postal Code: *	<input type="text"/>
Cardholder Phone Number: *	<input type="text"/> - <input type="text"/> - <input type="text"/>
Card Number: *	<input type="text"/> <small>Select here for an example</small>
Type of Card: *	<input type="radio"/> Visa <input type="radio"/> Mastercard <input type="radio"/> American Express <input type="radio"/> Discover
Expiration Date: *	Select Month ▼ Select Year ▼
Security Indicator:	<input type="text"/> <small>What is a security indicator?</small>

Pursuant to Title 8 of the Code of Federal Regulations, Section 103.7 and Section 103.2 respectively, filing and fingerprinting service fees associated with U.S. Citizenship and Immigration Services applications, where applicable, "are **non-refundable** and must be paid when the application is filed."


No refunds or returns will be honored in the event of an application cancellation, user error, or withdrawal request. USCIS will ONLY refund your fee if you paid more than once for the same immigrant. If this situation applies to you, contact USCIS at 1-800-375-5283 for information on how to file a refund request. A charge in the amount of \$30.00 will be imposed on the Payor of a filed application if the total amount due cannot be honored by the respective bank or cardholder on which the funds are drawn. The charge is separate from any other bank or credit card penalty charges that may be imposed by the issuing Payor bank or credit card merchant.

[◀ Back](#)
[Cancel](#)
[Submit Payment ▶](#)

Please read our [Secure Site Statement](#).
Please read our [Accessibility Statement](#).

For assistance or questions regarding this form, please call our National Customer Service Center at 1-800-375-5283 (TDD 1-800-767-1833).

Screen #11 (ACH Payment)


U.S. Citizenship and Immigration Services

My Forms
Logout

I-765 Form: Application for Employment Authorization

Overview
Filing Status
Form
Form Checklist
Certify Forms
Payment
Confirmation

Payment Summary

Form	Description	Fee
I-765 - adasd, adasd	I-765 Application Fee	\$ 380.00
Total due from filer:		\$380.00

ACH Information

In order to electronically process your application, you must provide information for the items marked * below.
 Use the account information from an unused check from your checking account to fill the required check information.

Account Owner First Name: *	<input type="text"/>
Account Owner Middle Initial:	<input type="text"/>
Account Owner Last Name: *	<input type="text"/>
Account Owner Address 1: *	<input type="text"/>
	e.g. 123 Main Street
Account Owner Address 2:	<input type="text"/>
City: *	<input type="text"/>
State: *	<input type="text" value="Select a State"/>
Zip or Postal Code: *	<input type="text"/>
Account Owner Phone Number: *	<input type="text" value="____-____-____"/>
Account Type: *	<input type="text" value="Select an Account Type"/>
Account Number: *	<input type="text"/>
	Select here for an example of an Account Number
Verify Account Number: *	<input type="text"/>
Routing Transit Number: *	<input type="text"/>
	Select here for an example of a Routing Transit Number
Verify Routing Transit Number: *	<input type="text"/>

Pursuant to Title 8 of the Code of Federal Regulations, Section 103.7 and Section 103.2 respectively, filing and fingerprinting service fees associated with U.S. Citizenship and Immigration Services applications, where applicable, "are **non-refundable** and must be paid when the application is filed."

No refunds or returns will be honored in the event of an application cancellation, user error, or withdrawal request. USCIS will ONLY refund your fee if you paid more than once for the same immigrant. If this situation applies to you, contact USCIS at 1-800-375-5283 for information on how to file a refund request. A charge in the amount of \$30.00 will be imposed on the Payor of a filed application if the total amount due cannot be honored by the respective bank or cardholder on which the funds are drawn. The charge is separate from any other bank or credit card penalty charges that may be imposed by the issuing Payor bank or credit card merchant.

[Back to top](#)

◀ Back
Cancel
Submit Payment ▶

Please read our [Secure Site Statement](#).
 Please read our [Accessibility Statement](#).

For assistance or questions regarding this form, please call our National Customer Service Center at 1-800-375-5283 (TDD) 1-800-767-18331.

Screen #12

U.S. Citizenship and Immigration Services
Securing America's Promise

My Forms Logout

I-765 Form: Application for Employment Authorization

Overview Filing Status Form Form Checklist Certify Forms Payment Confirmation

Payment processing, Please wait

Your application is being processed.

It may take several minutes before the processing is complete.

Please DO NOT press any key until the system responds.

Please read our [Secure Site Statement](#).
Please read our [Accessibility Statement](#).

For assistance or questions regarding this form, please call our National Customer Service Center at 1-800-375-5283 [TDD 1-800-767-1833].

Screen #13 (Payment Failure)

U.S. Citizenship and Immigration Services
Securing America's Promise

My Forms Logout

I-765 Form: Application for Employment Authorization

Overview Filing Status Form Form Checklist Certify Forms Payment Confirmation

Payment Processing Error


E-Filing is unable to process payments at this time. Please try again later.

Your form(s) are saved but have NOT been submitted. When you return to E-Filing, please select the pending form(s) and submit them.

Please read our [Secure Site Statement](#).
Please read our [Accessibility Statement](#).

For assistance or questions regarding this form, please call our National Customer Service Center at 1-800-375-5283 [TDD 1-800-767-1833].

Screen #13 (Payment Success)



U.S. Citizenship and Immigration Services

Securing America's Promise

My Forms Logout

I-765 Form: Application for Employment Authorization

Overview Filing Status Form Form Checklist Certify Forms Payment **Confirmation**

Confirmation Receipt List

Your Application Has Been Submitted.
Do **NOT** file the same application again.

Please make a note of your Receipt Number(s) listed below.

- To view the **web version** of your Confirmation Receipt Notice, select the **form link**.
- To view the **PDF version** of your Confirmation Receipt Notice, select the **Finish button**.

Form	USCIS Receipt Number	Filing Fee
I-765 - sdfdsf, sdfdsf	LIN1480*****	\$380.00
Total Amount Paid:		\$380.00
Payment Date:		07/01/2014

[Finish](#)

Confirmation PDF is best viewed using Adobe Reader 7 or higher.

If the PDF file does not generate, and you would like to request a copy of the PDF Confirmation Receipt Notice, please send an e-mail request to E-Filing.Support@dhs.gov. Please include your Receipt Number (listed above) in the e-mail message.

Please Note: Every time you successfully submit an E-Filing application, your Credit Card or bank account is charged for that application's fee. USCIS is NOT able to refund payment caused by customer error.

Please read our [Secure Site Statement](#).
Please read our [Accessibility Statement](#).

For assistance or questions regarding this form, please call our National Customer Service Center at 1-800-375-5283 [TDD 1-800-767-1833].

Screen #13 (Confirmation Receipt and Copy of Application)

I-765 Form: Application for Employment Authorization



Confirmation Receipt

USCIS Receipt Number:
ASC Fingerprint Code:
Date of Submission:
First Name:
Middle Name:
Family Name:
Organization Name:
Filing Fee: \$
Biometrics Fee: \$
Total Amount Paid: \$
Paid by:

Thank you for e-filing your application. Your receipt number is listed at the top of this page. We will mail you an official Receipt Notice (Form I-797C) with the same number, which you should receive within 10 days. These are the next steps in the application process:

- You MUST send us your supporting documentation before we will process your application.** Use this confirmation receipt as a cover page and mail your documents to:
USCIS Nebraska Service Center
ATTN: E-Filed I-765
P.O. Box 87373
Lincoln, NE 68501-7373
 - The form instructions, which can be found at <http://www.uscis.gov/i-765>, list the required documents.
 - Submit photos and copies of your identification if required.
 - Do not send your e-Filed form or unrelated documents, applications, or payments.
 - Keep a copy of this receipt and your application and supporting documents.

- We will mail you an appointment notice** to have your photograph and/or fingerprints taken at a USCIS Application Support Center (ASC).
 - Follow the notice instructions, which will tell you the time, date and location of your appointment.
 - Do not go to the ASC prior to receiving your appointment notice.

- You must bring these items to your appointment**, or it will be rescheduled:
 - Your appointment notice.
 - Your photo identification (e.g., Passport, Driver's License, or State-issued photo identification card).

If you have questions about your application or need assistance you may:

- Call our National Customer Service Center at 1-800-375-5283 (TTY 1-800-767-1833).
- Use "Case Status Online" on www.uscis.gov to check the status of your application.
- Check www.uscis.gov for information on forms, filing instructions and fees - always available at no charge.

This confirmation receipt shows the date USCIS received your application and lists next steps in the application process. It is not an official USCIS receipt notice and you may not use it as evidence of your immigration status or a pending application with USCIS.



I-765, Application For Employment Authorization

Department of Homeland Security U.S. Citizenship and Immigration Services

Do not write in this block.

Remarks, Action Block, Fee Group, APPLICANT COPY, Barcode, Application Approved/Extended/Action Denied, Subject to the following conditions, Application Denied, Failed to establish eligibility...

I am applying for: [X] Permission to accept employment, [] Replacement of last employment authorization document, [] Renewal of any permission to accept employment...

1. Name (Family Name in CAPS), 2. Other Names Used, 3. Address in the United States, 4. Country of Citizenship/Residency, 5. Place of Birth, 6. Date of Birth, 7. Gender, 8. Marital Status, 9. Social Security Number, 10. Alien Registration Number, 11. Have you ever before applied for employment authorization from USCIS?, 12. Date of Last Entry into the U.S., 13. Place of Last Entry into the U.S., 14. Manner of Last Entry, 15. Current Immigration Status, 16. Go to Part 2 of the Instructions, Eligibility Categories, 17. If you entered the Eligibility Category...

Certification

Your Certification: I certify, under penalty of perjury under the laws of the United States of America, that the foregoing is true and correct. Furthermore, I authorize the release of any information that U.S. Citizenship and Immigration Services needs to determine eligibility for the benefit I am seeking.

Signature, Telephone Number, Date, Certified and Filed By Internet, 07/01/2004

Signature of person preparing form, if other than above: I declare that this document was prepared by me at the request of the applicant and is based on all information of which I have any knowledge.

Print Name, Address, Signature, Date

Table with 5 columns: Remarks, Initial Receipt, Reviewed, Revisited, Completed. Sub-columns: Rec'd, Sent, Approved, Denied, Returned.



USCIS Receipt Number: L19143

Basis of pending I-485: Family-based Employment-based

11. Multiple Applications for Employment Authorization

USCIS Office:

Date for Application:

Results:

USCIS Office:

Date for Application:

Results:

USCIS Office:

Date for Application:

Results:

16. Eligibility Categories Explanatory Text

