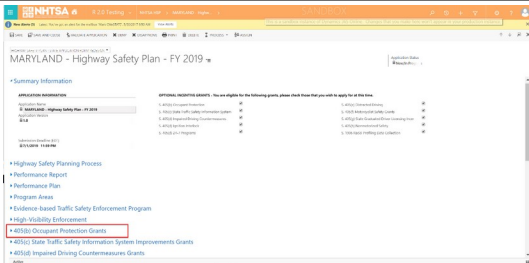
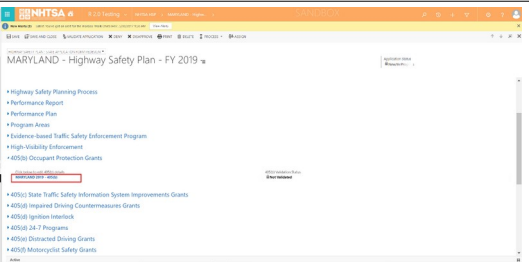
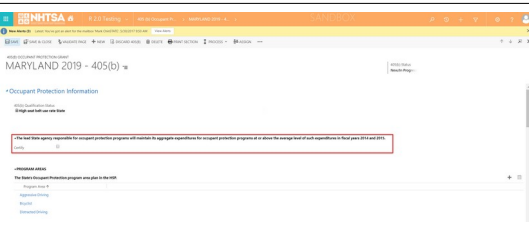
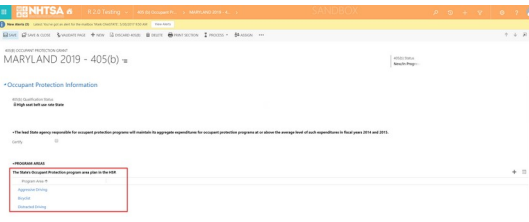
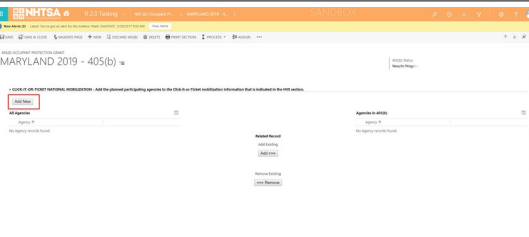

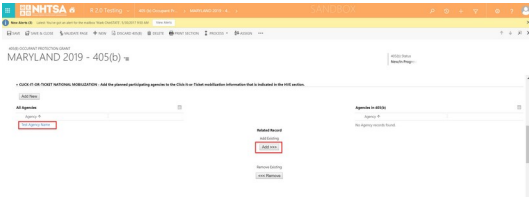
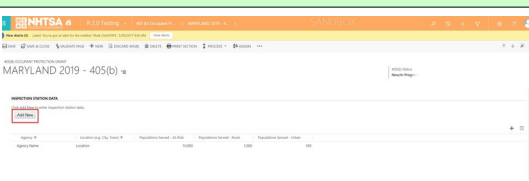
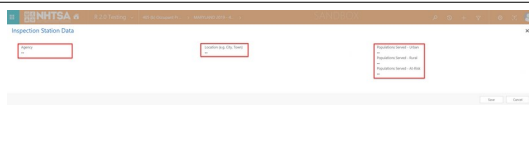



Integration Test Script

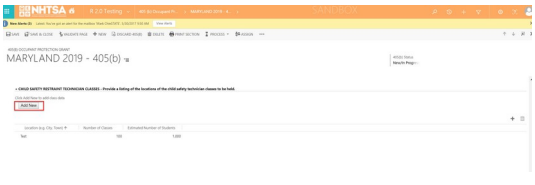


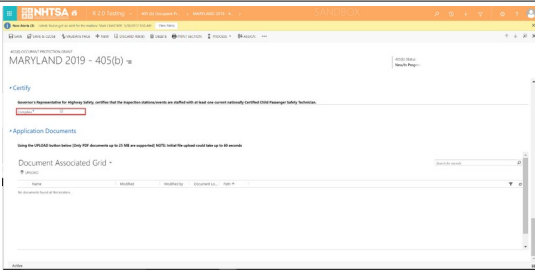
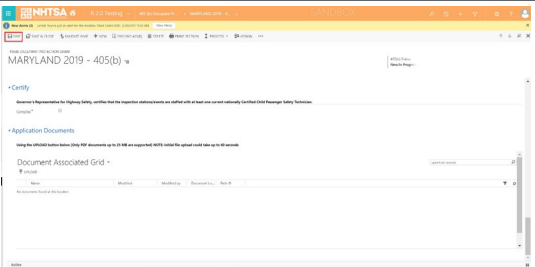
NHTSA Systems Developer Quality Assurance (QA) Test Script

Date Executed:		Test Script ID: GMSS-APP-405-0002		Test Script: NHTSA 405 Grant Application - 405b High Use		Tester(s):	
Requirements:		GMSS-HSP-020.1.1, GMSS-HSP-020.1.2, GMSS-HSP-021.1, GMSS-HSP-021.1.1, GMSS-HSP-021.2, GMSS-NHTSA-HQ		Test Script Description:		Environment:	
Testing environment:		https://nhtsagmsspreprod.crm9.dynamics.com		NHTSA 405 Grant Application - 405b High Use		Browser:	
						Pass/Fail: Pass	
Preconditions:				Post Conditions:			
User is logged on to GMSS. User has started a new Highway Safety Plan. (See GMSS-APP-402-0001 NHTSA Grant Application - Summary Information script for more details on logging in and starting a new HSP.) The GTL has indicated that the State is eligible to apply for the 405(b)-High grant while completing their administration steps in GMSS-APP-NHTSA-HQ.				State users are able to complete the 405(b) - High section appropriately.			
Step #	Role	Step Description	Visual	Expected Result	Actual Result (Enter a description only if the result is different from Expected or if the step fails.)	Status	
<b>405(b) Higher Seat Belt Use Rate State Use</b>							
1	All State users	Scroll toward the middle of the HSP and click <b>405(b) Occupant Protection Grants</b> to expand the section.		A link to the State's 405(b) application is displayed.  The 405(b) Validation Status should be <b>Not Validated</b> .			
2	All State users	Click the State's 405(b) application link.		The 405(b) application is displayed.			
3	All State users	Verify that the user can check the <b>Certify</b> checkbox displayed below <b>The lead State agency responsible for occupant protection programs will maintain its aggregate expenditures for occupant protection programs at or above the average level of such expenditures in fiscal years 2014 and 2015.</b>		The User is able to check the <b>Certify</b> checkbox.			
4	All State users	Verify that the programs areas added in the HSP are listed in the grid_x000D_x000D_ (Note: For the program areas to be listed in the grid, it needs to be added in the HSP -> Program Areas -> Yes on the Is this program area part of Occupant Protection Plan? question.		The program areas are listed in the grid.			

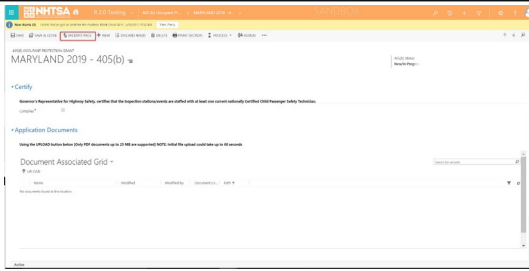

## Integration Test Script

NHTSA Systems Developer Quality Assurance (QA) Test Script							
Date Executed:				Test Script:	NHTSA 405 Grant Application - 405b High Use	Tester(s):	
Test Script ID:	GMSS-APP-405-0002			Test Script Description:	Verify the appropriate details and functionality of the 405(b) section on the NHTSA HSP for a HIGH SEAT BELT USE RATE STATE	Environment:	
Requirements:	GMSS-HSP-020.1.1, GMSS-HSP-020.1.2, GMSS-HSP-021.1, GMSS-HSP-021.1.1, GMSS-HSP-021.2, GMSS-					Browser:	
Testing environment:	https://nhtsagmsspreprod.crm9.dynamics.com					Pass/Fail:	Pass
Preconditions:				Post Conditions:			
User is logged on to GMSS. User has started a new Highway Safety Plan. (See GMSS-APP-402-0001 NHTSA Grant Application - Summary Information script for more details on logging in and starting a new HSP.) The GTL has indicated that the State is eligible to apply for the 405(b)-High grant while completing their administration steps in GMSS-APP-NHTSA-HQ.				State users are able to complete the 405(b) - High section appropriately.			
Step #	Role	Step Description	Visual	Expected Result	Actual Result (Enter a description only if the result is different from Expected or if the step fails.)	Status	
5	All State users	Scroll down to the <b>Click-It-Or-Ticket National Mobilization</b> and click the <b>Add New</b> button.		The <b>Agency</b> window is displayed.			
6	All State users	Enter a name in the <b>Agency Name</b> . Click the <b>Save</b> button.		The new agency is added in the <b>All Agencies</b> grid.			
7		Select the agency created in Step 6 and Click the <b>Add</b> button.		The Agency selected is added below the <b>Agencies in 405(b)</b> grid.			
<b>Inspection Station Data</b>							
8	All State users	Click the <b>Add New</b> button.		The <b>Inspection Station Data</b> window is displayed.			
9		Enter values in the following fields: - Agency - Location (e.g. City, Town) - Populations Served - Urban - Populations Served - Rural - Populations Served - At-Risk		The User is able to add values in the fields.			
10		Click the <b>Save</b> button.		The information entered in Step 9 are displayed in the <b>Inspection Station Data</b> table.			
<b>Child Safety Restraint Technician Classes</b>							

Integration Test Script

NHTSA Systems Developer Quality Assurance (QA) Test Script						
Date Executed:		Test Script ID: GMSS-APP-405-0002			Test Script Description: NHTSA 405 Grant Application - 405b High Use	
Requirements:		GMSS-HSP-020.1.1, GMSS-HSP-020.1.2, GMSS-HSP-021.1, GMSS-HSP-021.1.1, GMSS-HSP-021.2, GMSS-NHTSA-HQ			Environment: Verify the appropriate details and functionality of the 405(b) section on the NHTSA HSP for a HIGH SEAT BELT USE RATE STATE	
Testing environment:		https://nhtsagmsspreprod.crm9.dynamics.com			Tester(s):	
Preconditions:		User is logged on to GMSS. User has started a new Highway Safety Plan. (See GMSS-APP-402-0001 NHTSA Grant Application - Summary Information script for more details on logging in and starting a new HSP.) The GTL has indicated that the State is eligible to apply for the 405(b)-High grant while completing their administration steps in GMSS-APP-NHTSA-HQ.			Post Conditions:	
Step #		Role	Step Description	Visual	Expected Result	Actual Result (Enter a description only if the result is different from Expected or if the step fails.)
11	All State users	Click the <b>Add New</b> button.		The <b>Child Restraint Class</b> window is displayed.		
12	All State users	Enter values in the following fields: - Location (e.g. City, Town) - Number of Classes - Estimated Number of Students		The User is able to add values in the fields.		
13	All State users	Click the <b>Save</b> button.		The information entered in Step 12 are displayed in the Child Safety Restraint Technician Classes table.		
<b>Certify</b>						
14	All State users	Under the <b>Certify</b> section, click the <b>Complies</b> checkbox.		The User is able to check the <b>Complies</b> checkbox.		
15	All State users	Click the <b>Save</b> button on the top header.		The 405(b) application information is saved.		

## Integration Test Script

NHTSA Systems Developer Quality Assurance (QA) Test Script						
<b>Date Executed:</b>				<b>Test Script:</b> NHTSA 405 Grant Application - 405b High Use		<b>Tester(s):</b>
<b>Test Script ID:</b> GMSS-APP-405-0002				<b>Test Script Description:</b> Verify the appropriate details and functionality of the 405(b) section on the NHTSA HSP for a HIGH SEAT BELT USE RATE STATE		<b>Environment:</b>
<b>Requirements:</b> GMSS-HSP-020.1.1, GMSS-HSP-020.1.2, GMSS-HSP-021.1, GMSS-HSP-021.1.1, GMSS-HSP-021.2, GMSS-						<b>Browser:</b>
<b>Testing enviroment:</b> https://nhtsagmsspreprod.crm9.dynamics.com						<b>Pass/Fail:</b> Pass
<b>Preconditions:</b>				<b>Post Conditions:</b>		
User is logged on to GMSS. User has started a new Highway Safety Plan. (See GMSS-APP-402-0001 NHTSA Grant Application - Summary Information script for more details on logging in and starting a new HSP.) The GTL has indicated that the State is eligible to apply for the 405(b)-High grant while completing their administration steps in GMSS-APP-NHTSA-HQ.				State users are able to complete the 405(b) - High section appropriately.		
Step #	Role	Step Description	Visual	Expected Result	Actual Result (Enter a description only if the result is different from Expected or if the step fails.)	Status
16	All State users	Click the <b>Validate Page</b> button on the top header.		The System checks that all of the required fields have a value.  If a required field does not have a value, a validation error will display in a yellow banner. The validation error will remain until the user addresses the error.  If all fields have a value, the 405(b) status will change to <b>Validated</b> .		
17	All State users	Once the system updates the 405(b) application form status to <b>Validated</b> , click the <b>Save &amp; Close</b> button.		The user is taken back to the HSP page.		
<b>END OF SCRIPT - Continue to GMSS-APP-405-0004 NHTSA HSP - 405c</b>						
<b>Alternate Flow(s)</b>						
<b>Negative Flow(s):</b> None identified						