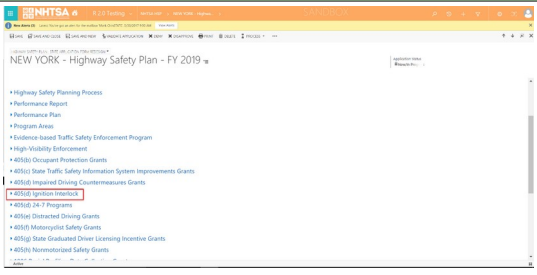
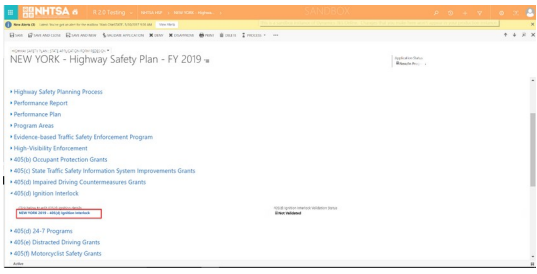
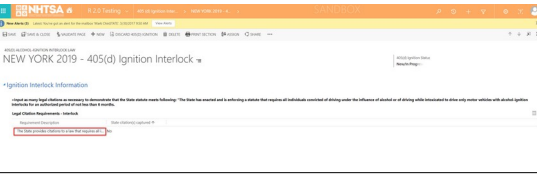
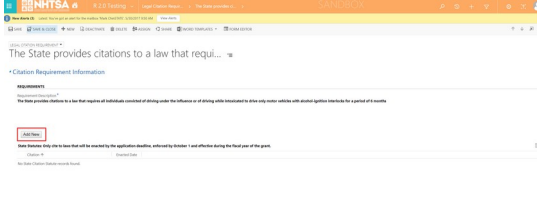
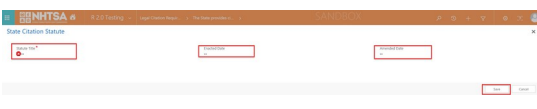
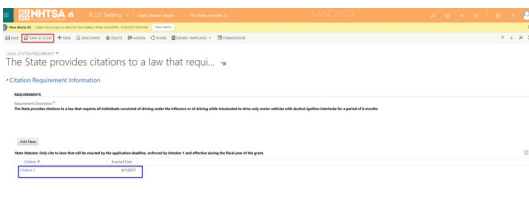
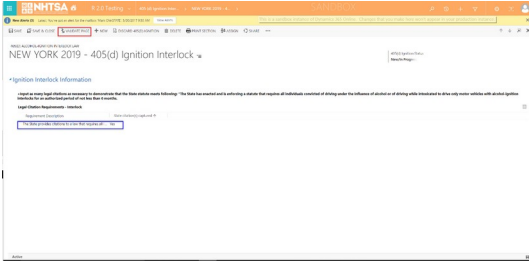
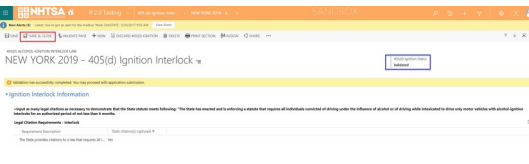


Integration Test Script

NHTSA Systems Developer Quality Assurance (QA) Test Script						
Date Executed:	Test Script: NHTSA 405 Grant Application - 405d Ignition Interlock				Tester(s)	
Test Script ID: GMSS-APP-405-0008	Test Script Description: Verify the appropriate details and functionality of the 405(d) section on the NHTSA HSP for Ignition Interlock				Environment:	
Requirements:					Browser:	
Testing environment: https://nhtsagmsspreprod.crm9.dynamics.com					Pass/Fail: Pass	
Preconditions			Post Conditions			
User is logged on to GMSS. User has started a new Highway Safety Plan. (See GMSS-APP-402-0001 NHTSA Grant Application - Summary Information script for more details on logging in and starting a new HSP.) The GTL has indicated that the State is eligible to apply for the 405(d)-Ignition Interlock grant while completing their administration steps in GMSS-APP-NHTSA-HQ.			State users are able to complete the 405(d)-Ignition Interlock section appropriately.			
Step #	Role	Step Description	Visual	Expected Result	Actual Result (Enter a description only if the result is different from Expected or if the step fails.)	Status
<b>405(d) Ignition Interlock</b>						
1	All State users	Scroll toward the middle of the HSP page and click on <b>405(d) Ignition Interlock</b> to expand the section.		A link to the State's 405(d) application is displayed.  The 405(d) Validation Status should be <b>Not Validated</b> .		
2	All State users	Click on the State's 405(d) application link.		The 405(d) application is displayed.		
3	All State users	Double-click on a requirement description.		The Citation Requirement information page is displayed.		
4	All State users	Click the <b>Add New</b> button.		The State Citation Statute window is displayed.		
5	All State users	Enter values in the the following fields: - Statute Title - Enacted Date - Amended Date  Click the <b>Save</b> button.		The User is able to enter values in the fields. The citation is saved.		

## Integration Test Script

Date Executed:		Test Script:		Tester(s)		
Test Script ID:		Test Script Description:		Environment:		
Requirements:				Browser:		
Testing environment:				Pass/Fail:		
Preconditions		Post Conditions				
User is logged on to GMSS. User has started a new Highway Safety Plan. (See GMSS-APP-402-0001 NHTSA Grant Application - Summary Information script for more details on logging in and starting a new HSP.) The GTL has indicated that the State is eligible to apply for the 405(d)-Ignition Interlock grant while completing their administration steps in GMSS-APP-NHTSA-HQ.		State users are able to complete the 405(d)-Ignition Interlock section appropriately.				
Step #	Role	Step Description	Visual	Expected Result	Actual Result (Enter a description only if the result is different from Expected or if the step fails.)	Status
6	All State users	Click the <b>Save &amp; Close</b> button on the top header.		The requirement states <b>Yes</b> under the "State Citation(s) captured" column.		
7	All State users	Click the <b>Validate Page</b> button on the top header.		The System checks that all of the required fields have a value.  If a required field does not have a value, a validation error will display in a yellow banner. The validation error will remain until the user addresses the error.  If all fields have a value, the 405(d) status will change to <b>Validated</b> .		
8	All State users	After the system updates the 405(d) application form status to <b>Validated</b> , click the <b>Save &amp; Close</b> button.		The user is taken back to the HSP page.		
<b>END OF SCRIPT - Continue to GMSS-APP-405-0009 NHTSA Grant Application - 405d 24-7 Programs</b>						
Alternate Flow(s): None identified						
Negative Flow(s): None identified						