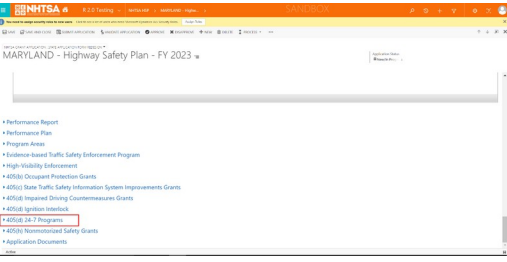
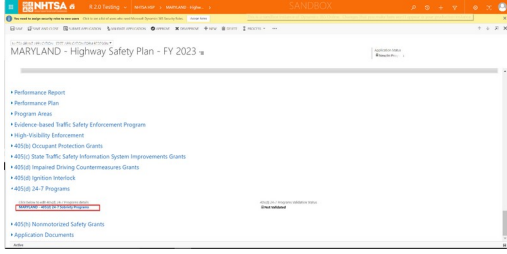
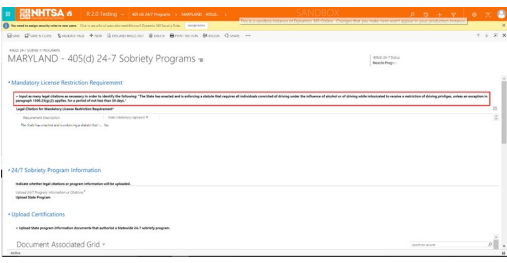
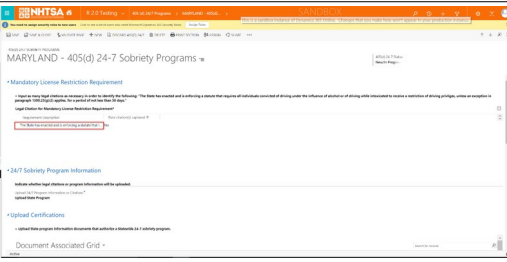
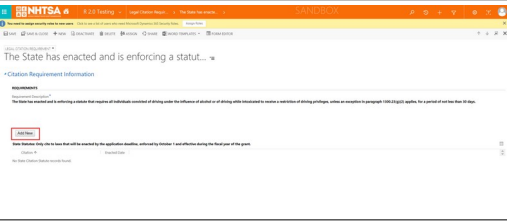
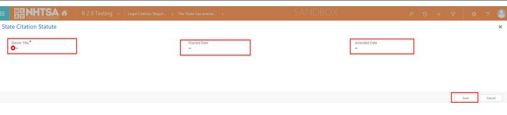
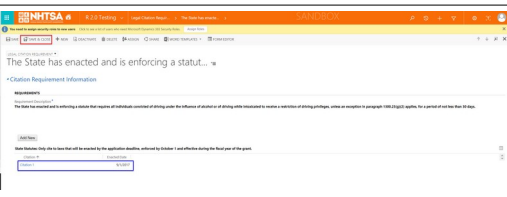
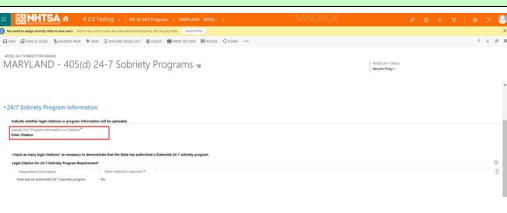
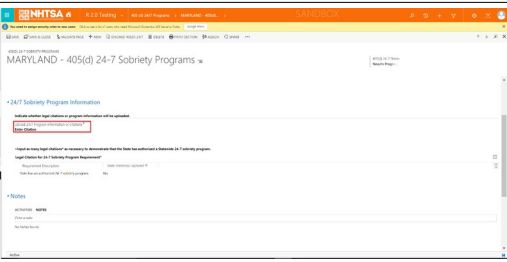


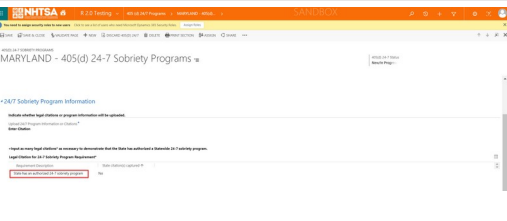
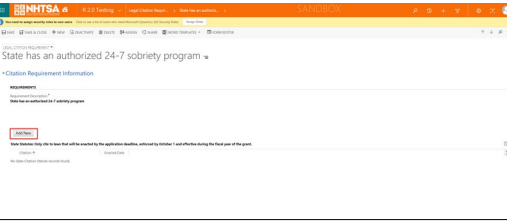

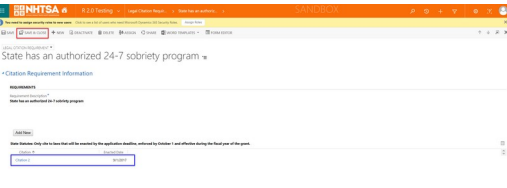
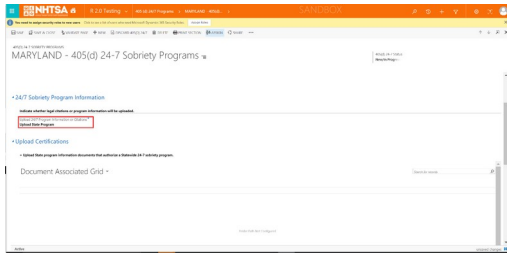
Integration Test Script

NHTSA Systems Developer Quality Assurance (QA) Test Script						
Date Executed:		Test Script: NHTSA 405 Grant Application - 405d 24-7 Programs			Tester(s):	
Test Script ID: GMSS-APP-405-0009		Test Script Description: Verify the appropriate details and functionality of the 405(d) section on the NHTSA HSP for 24-7 Programs			Environment:	
Requirements: All requirements found under GMSS-HSP-028					Browser:	
Testing enviroment: https://nhtsagmsspreprod.crm9.dynamics.com					Pass/Fail: Pass	
Preconditions				Post Conditions		
User is logged on to GMSS. User has started a new Highway Safety Plna. (See GMSS-APP-402-0001 NHTSA Grant Application - Summary Information script for more details on logging in and starting a new HSP application.) The GTL has indicated that the State is eligible to apply for the 405(d)-24-7 Programs grant while completing their administration steps in GMSS-APP-NHTSA-HQ.				State users are able to complete the 405(d)-24-7 Programs section appropriately.		
Step #	Role	Step Description	Visual	Expected Result	Actual Result (Enter a description only if the result is different from Expected or if the step fails.)	Status
<b>405(d) 24-7 Programs</b>						
1	All State users	Scroll toward the middle of the HSP page and click on <b>405(d) 24-7 Programs</b> to expand the section.		A link to the State's 405(d) application is displayed. The 405(d) Validation Status should be <b>Not Validated</b> .		
2	All State users	Click on the State's 405(d) application link.		The 405(d) application is displayed.		
<b>Mandatory License Restriction Requirement</b>						
3	All State users	Verify that the following statement is displayed: <b>Input as many legal citations as necessary in order to identify the following: "The State has enacted and is enforcing a statute that requires all individuals convicted of driving under the influence of alcohol or of driving while intoxicated to receive a restriction of driving privileges, unless an exception in paragraph 1300.23(g)(2) applies, for a period of not less than 30 days."</b>		The statement is displayed.		
4	All State users	Double-click on a Requirement Description.		The <b>Citation Requirement Information</b> page is displayed.		

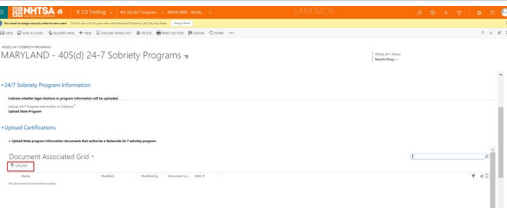
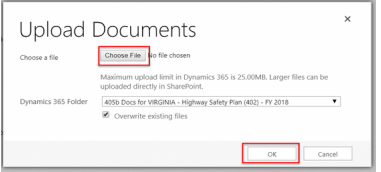
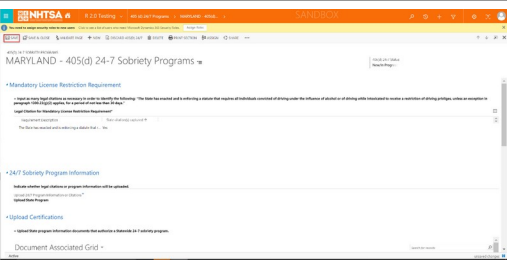
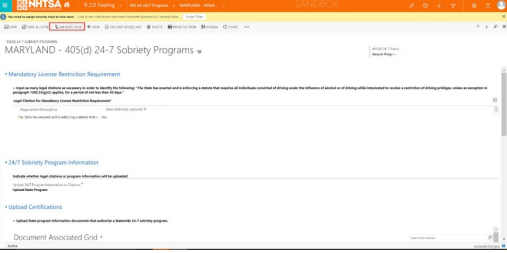
## Integration Test Script

Date Executed:		Test Script: NHTSA 405 Grant Application - 405d 24-7 Programs		Tester(s):		
Test Script ID: GMSS-APP-405-0009		Test Script Description: Verify the appropriate details and functionality of the 405(d) section on the NHTSA HSP for 24-7 Programs		Environment:		
Requirements: All requirements found under GMSS-HSP-028				Browser:		
Testing environment: https://nhtsagmsspreprod.crm9.dynamics.com				Pass/Fail: Pass		
Preconditions			Post Conditions			
User is logged on to GMSS. User has started a new Highway Safety Pina. (See GMSS-APP-402-0001 NHTSA Grant Application - Summary Information script for more details on logging in and starting a new HSP application.) The GTL has indicated that the State is eligible to apply for the 405(d)-24-7 Programs grant while completing their administration steps in GMSS-APP-NHTSA-HQ.			State users are able to complete the 405(d)-24-7 Programs section appropriately.			
Step #	Role	Step Description	Visual	Expected Result	Actual Result (Enter a description only if the result is different from Expected or if the step fails.)	Status
5	All State users	Click the <b>Add New</b> button.		The <b>State Citation Statute</b> window is displayed.		
6	All State users	Add values in the following fields: - Statute Title - Enacted Date - Amended Date  Click the <b>Save</b> button.		The citation is saved.		
7	All State users	Click the <b>Save &amp; Close</b> button on the top header.		The legal requirement states <b>Yes</b> under the "State Citation(s) captured" column.		
<b>24/7 Sobriety Program Information</b>						
8	All State users	Click on the <b>Upload 24/7 Program Information or Citations</b> field and select either: - Upload State Program - Enter Citation		The User is able to select an option.  If the User selects <b>Enter Citation</b> , a legal requirement is displayed below the field.  If the User selects <b>Upload State Program</b> , the <b>Upload Certifications</b> section is displayed.		
9	All State users	For this step, select <b>Enter Citation</b> .		The <b>Legal Citation for 24-7 Sobriety Program Requirement</b> is displayed.		

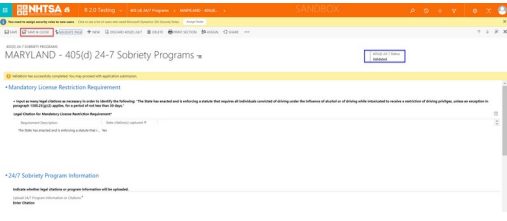
## Integration Test Script

Date Executed:		Test Script: NHTSA 405 Grant Application - 405d 24-7 Programs		Tester(s):		
Test Script ID: GMSS-APP-405-0009		Test Script Description: Verify the appropriate details and functionality of the 405(d) section on the NHTSA HSP for 24-7 Programs		Environment:		
Requirements: All requirements found under GMSS-HSP-028				Browser:		
Testing enviroment: https://nhtsagmsspreprod.crm9.dynamics.com				Pass/Fail: Pass		
Preconditions			Post Conditions			
User is logged on to GMSS. User has started a new Highway Safety Pina. (See GMSS-APP-402-0001 NHTSA Grant Application - Summary Information script for more details on logging in and starting a new HSP application.) The GTL has indicated that the State is eligible to apply for the 405(d)-24-7 Programs grant while completing their administration steps in GMSS-APP-NHTSA-HQ.			State users are able to complete the 405(d)-24-7 Programs section appropriately.			
Step #	Role	Step Description	Visual	Expected Result	Actual Result (Enter a description only if the result is different from Expected or if the step fails.)	Status
10	All State users	Double-click on a Requirement Description.		The Citation Requirement Information page is displayed.		
11	All State users	Click the Add New button.		The State Citation Statute window is displayed.		
12	All State users	Enter values in the the following fields: - Statute Title - Enacted Date - Amended Date  Click the Save button.		The User is able to enter values in the fields. The Citation is saved.		
13	All State users	Click the Save & Close button on the top header.		The requirement states Yes under the "State Citation(s) captured" column.		
14	All State users	For this step, go back to the Upload 247 Program Information or Citations field and select Upload State Program.		The Upload Certifications section is displayed.		

## Integration Test Script

Date Executed:		Test Script:		Tester(s):		
Test Script ID: GMSS-APP-405-0009		NHTSA 405 Grant Application - 405d 24-7 Programs		Environment:		
Requirements: All requirements found under GMSS-HSP-028		Test Script Description: Verify the appropriate details and functionality of the 405(d) section on the NHTSA HSP for 24-7 Programs		Browser:		
Testing environment: https://nhtsagmsspreprod.crm9.dynamics.com				Pass/Fail: Pass		
Preconditions			Post Conditions			
User is logged on to GMSS. User has started a new Highway Safety Plan. (See GMSS-APP-402-0001 NHTSA Grant Application - Summary Information script for more details on logging in and starting a new HSP application.) The GTL has indicated that the State is eligible to apply for the 405(d)-24-7 Programs grant while completing their administration steps in GMSS-APP-NHTSA-HQ.			State users are able to complete the 405(d)-24-7 Programs section appropriately.			
Step #	Role	Step Description	Visual	Expected Result	Actual Result (Enter a description only if the result is different from Expected or if the step fails.)	Status
15	All State users	Under the <b>Application Documents</b> section, click on the <b>Upload</b> button.		The <b>Upload Documents</b> window is displayed.		
16	All State users	Click the <b>Choose File</b> button to upload a file and click the <b>OK</b> button.		The document is uploaded in the application.		
17	All State users	Click the <b>Save</b> button on the top header.		The information is saved.		
18	All State users	Click the <b>Validate Page</b> button on the top header.		The System checks that all of the required fields have a value.  If a required field does not have a value, a validation error will display in a yellow banner. The validation error will remain until the user addresses the error.  If all fields have a value, the 405(d) status will change to <b>Validated</b> .		

## Integration Test Script

<b>Date Executed:</b>		<b>Test Script:</b> NHTSA 405 Grant Application - 405d 24-7 Programs		<b>Tester(s):</b>		
<b>Test Script ID:</b> GMSS-APP-405-0009		<b>Test Script Description:</b> Verify the appropriate details and functionality of the 405(d) section on the NHTSA HSP for 24-7 Programs		<b>Environment:</b>		
<b>Requirements:</b> All requirements found under GMSS-HSP-028				<b>Browser:</b>		
<b>Testing environment:</b> https://nhtsagsspreprod.crm9.dynamics.com				<b>Pass/Fail:</b> Pass		
<b>Preconditions</b>			<b>Post Conditions</b>			
User is logged on to GMSS. User has started a new Highway Safety Pina. (See GMSS-APP-402-0001 NHTSA Grant Application - Summary Information script for more details on logging in and starting a new HSP application.) The GTL has indicated that the State is eligible to apply for the 405(d)-24-7 Programs grant while completing their administration steps in GMSS-APP-NHTSA-HQ.			State users are able to complete the 405(d)-24-7 Programs section appropriately.			
Step #	Role	Step Description	Visual	Expected Result	Actual Result (Enter a description only if the result is different from Expected or if the step fails.)	Status
19	All State users	After the system updates the 405(d) 24-7 Status to <b>Validated</b> , click the Save & Close button.	 <p>The screenshot shows a web browser window with the NHTSA logo and the title 'MARYLAND - 405(d) 24-7 Sobriety Programs'. The page content includes a 'Mandatory License Restriction Requirement' section with a 'Save &amp; Close' button. Below this is a '247 Sobriety Program Information' section.</p>	The user is taken back to the HSP page.		
<b>END OF SCRIPT - Continue to a 405(e) grant application</b>						
<b>Alternate Flow(s):</b> None identified						
<b>Negative Flow(s):</b> None identified						