

PBGC ERISA 4010

Account Sign-Up

Error messages shown here

First name:

Last name:

Company:

Title:

Work address:

State:

Province (if outside the USA):

Country:

Zip code: (ex. 22222-2222)

Telephone: Ext.

Email address:

Confirm email address:

Secret question:

Secret Answer:

PBGC.gov | [Paperwork Reduction Act Notice](#)

- User selects one of the following Secret Question options:
 1. In what city were you born?
 2. From what high school did you graduate?
 3. What is your mother's maiden name?
 4. What is your pet's name?

PBGC ERISA 4010

Log in

Error messages shown here

SECURITY NOTICE AND WARNING

Welcome to the ERISA 4010 ("e-4010") website. This website is a U.S. Government system and the PBGC reserves the right to monitor it for performance, stability, and security. This site, and the information on it, is protected by federal laws, including, but not limited to, federal privacy laws and any activity inconsistent with the protections provided by federal law may lead to civil and criminal sanctions. By logging into e-4010, you acknowledge that you understand that you are bound by these provisions. If you do not, please close your browser or enter another URL to leave the site entirely.

New to e-4010?

Already Have an Account?


User ID:

Password:

[PBGC.gov](#) | [Paperwork Reduction Act Notice](#) | [Privacy Policy](#)


- Clicking "Apply for an Account" displays Screen 1.
- Clicking "Login"; If first time logging in, goes to Screen 3, else goes to screen 9.

Screen 3

	Help
First Time Login	
Error messages shown here	
Step 1: Enter New User Id	
<p>Your User ID can be any combination of letters and/or numbers and it must be between 8 and 25 characters long. Your User ID is not case sensitive. This will be the last time that you will be able to change your User ID.</p>	
<input type="text"/>	
Step 2: Enter a New Password	
<p>Your password must contain at least one letter and one number and it must be between 8 and 12 characters long. Your password is case sensitive, so make sure to enter it exactly as you do here when you log in to the e-4010 system.</p>	
<input type="password"/>	
Confirm New Password	
<input type="password"/>	
Step 3: Enter Your Security Key	
Secret Question: In what city were you born?	
Secret Answer: <input type="text"/>	
<input type="button" value="Cancel"/>	
<input type="button" value="Save"/>	

PBGC.gov | [Paperwork Reduction Act Notice](#)

- The Secret question field will be pre-populated with the Secret Question the filer has supplied which will be one of the following: 1) In what city were you born? 2) From what high school did you graduate? 3) What is your mother's maiden name? 4) What is your pet's name?
- Clicking "Cancel" goes to Back to Login Page (Screen 2)
- Clicking "Save" goes to the Home page (Screen 9)



Forgot/Reset Password

Error messages shown here


Email Address: (ex. aa@a.com)

Secret Question

Secret Answer

PBGC.gov | [Paperwork Reduction Act Notice](#)

- The selection options for the Secret Question will be one of the following:
 1. In what city were you born?
 2. From what high school did you graduate?
 3. What is your mother's maiden name?
 4. What is your pet's name?



Forgot User ID

Error messages shown here

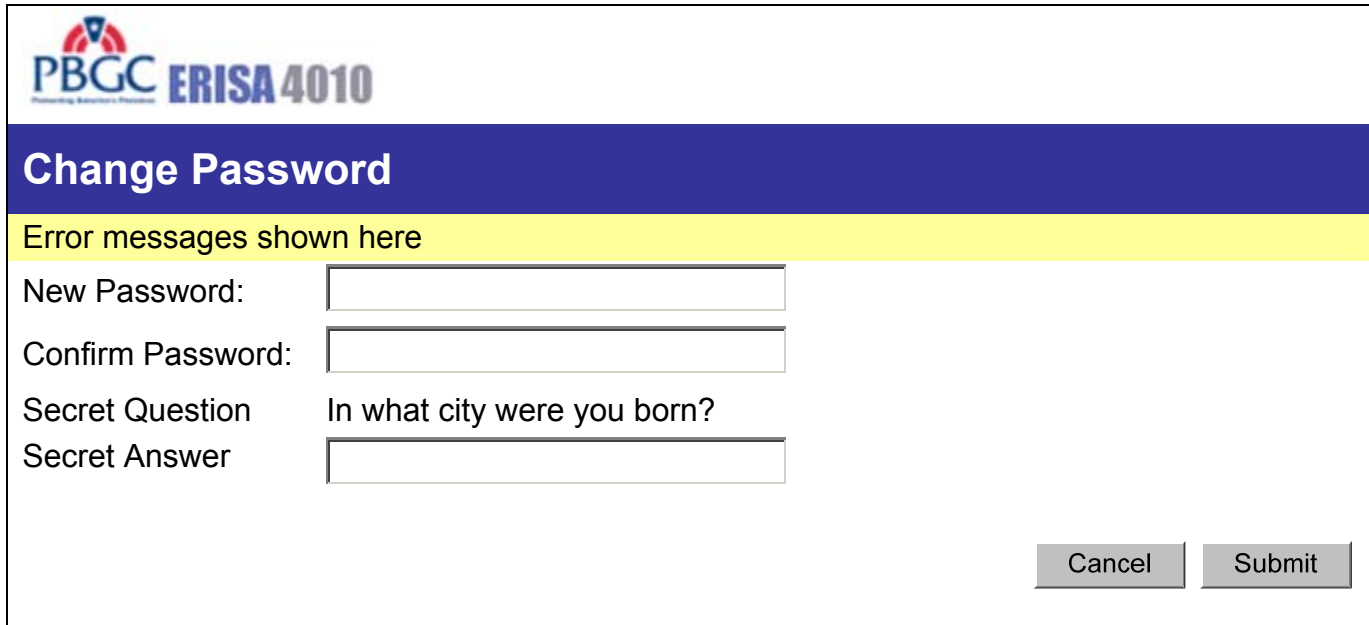
Email Address: (ex. aa@a.com)

Secret Question

Secret Answer

PBGC.gov | [Paperwork Reduction Act Notice](#)

- The selection options for the Secret Question will be one of the following:
 1. In what city were you born?
 2. From what high school did you graduate?
 3. What is your mother's maiden name?
 4. What is your pet's name?




The screenshot shows a web form for changing a password. At the top left is the PBGC ERISA 4010 logo. Below the logo is a dark blue header with the text "Change Password" in white. Underneath the header is a yellow banner that says "Error messages shown here". The form contains four input fields: "New Password:", "Confirm Password:", "Secret Question" (with the text "In what city were you born?" next to it), and "Secret Answer:". At the bottom right of the form are two buttons: "Cancel" and "Submit".

PBGC.gov | [Paperwork Reduction Act Notice](#)

- The question originally selected by the user during account sign-up is automatically displayed in the Secret Question field.

Screen 7


Help

Change Temporary Password

Error messages shown here

Step 1: Enter a New Password

Your password must contain at least one letter and one number and it must be between 8 and 12 characters long. Your password is case sensitive, so make sure to enter it exactly as you do here when you log in to the e-4010 system.

Confirm New Password

Step 2: Enter Your Security Key


Secret Question: In what city were you born?

Secret Answer:

Cancel
Save

PBGC.gov | [Paperwork Reduction Act Notice](#)

- The Secret question field will be pre-populated with the Secret Question the filer has supplied which will be one of the following: 1) In what city were you born? 2) From what high school did you graduate? 3) What is your mother's maiden name? 4) What is your pet's name?



Manage Account

Error messages shown here

First name:

Last name:

Company:

Title:

Work address:

State:

Province (if outside the USA):

Country:

Zip code: (ex. 22222-2222)

Telephone: Ext.

Email address:

Confirm email address:


Secret question: In what city were you born?

Secret Answer:

Cancel

Save

PBGC.gov | [Paperwork Reduction Act Notice](#)



Manage Account | Change Password | Logout | Help

e-4010 Home Page

Controlled Group Filing Drafts Create New 4010 Filing

Information Year-end	Date Created	Name			
12/31/2005	04/04/2006	ABC Holdings, Inc.	Edit Schedule P	Delete Filing	Reassign
12/31/2005	04/09/2006	XYZ Holdings, Inc.	Edit Filing	Delete Filing	Reassign

Controlled Group Filings Submitted to PBGC

Information Year-end	Original Submission Date	Amended Submission Date	Name			
12/31/2005	04/15/2006	01/15/2006	JKL Holdings, Inc.	View Filing	Amend Filing	Reassign
				View Attachment		

PBGC.gov | [Paperwork Reduction Act Notice](#)

- The Create New 4010 Filing button goes to screen 10 and initiates a new 4010 filing.
- If user is the Filing Coordinator for this filing, the first button under the Controlled Group Filing Drafts headings will be labeled “Edit Filing” and will take the user to the Filing Summary (Screen 12). If user has been assigned as an actuary for this filing, the button will be labeled “Edit Schedule P” and will take the user to the Schedule P Summary which will display only those Schedule P’s to which the actuary has been assigned.
- The delete button will only appear if the user is a Filing Coordinator for the filing. It will delete a 4010 filing in process.
- The Reassign button will only appear if the user is a Filing Coordinator for the filing. It goes to screen 49 to assign this filing to a new coordinator.
- If user is the Filing Coordinator for a filing in the Controlled Group Filings Submitted to PBGC section, the first button under the headers in this section will be labeled “View Filing” and the printable format of the filing will be displayed when the button is clicked. If the user has been assigned as an actuary, the button will be labeled “View Schedule P” and the printable format for those schedule P’s completed by the current user will be displayed when the button is clicked.
- The View Attachment button allows user to view any/ all attachments attached to this filing.
- The Amend Filing button will only appear if the user is a Filing Coordinator for the filing. It will copy the data from the submitted filing and create a new one. The new filing will be marked as “amended”. Go to filing summary (screen 12).

PBGC ERISA 4010

E-4010 – Create New Filing

Error messages shown here

Select option for new filing

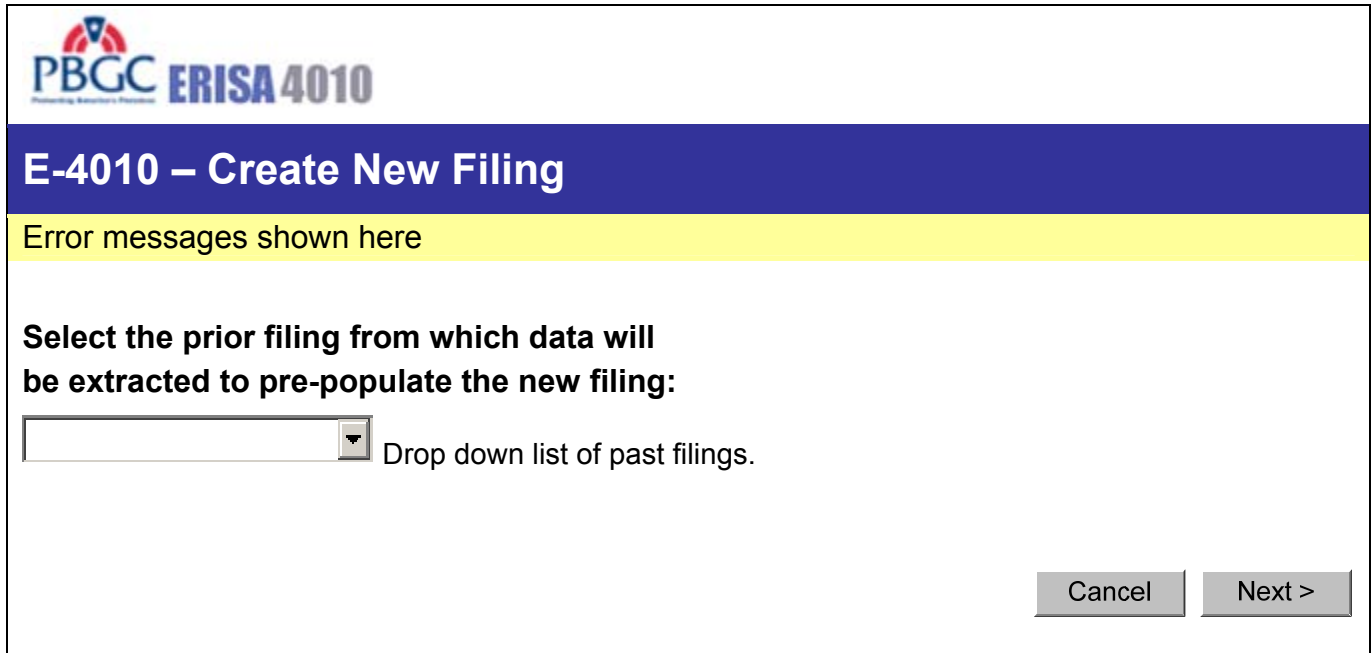
Pre-populate with data from previously submitted filing

Do not pre-populate

Cancel Next >

PBGC.gov | [Paperwork Reduction Act Notice](#)

- When next is clicked, If answer is to “pre-populate”, go to screen 11. If answer is “do not pre-populate”, go to Schedule G (screen 13).
- When cancel is clicked, go to Home Page (Screen 9)



PBGC ERISA 4010

E-4010 – Create New Filing

Error messages shown here

Select the prior filing from which data will be extracted to pre-populate the new filing:

Drop down list of past filings.


Cancel Next >

PBGC.gov | [Paperwork Reduction Act Notice](#)

- When next is clicked, go to pre-populated Schedule G (screen 13).
- When cancel is clicked, go to Home Page (Screen 9)

Screen 12

This screen shown if *existing* filing is clicked from Home Page, or after a filing is deemed necessary in Schedule FG.


Manage Account | Change Password | Logout | Help

Filing Summary

Controlled Group: ABC Holdings, Inc.

Schedules


Schedule G goes to Screen 13.	<input type="button" value="Comments"/>	
Schedule FG goes to Screen 14.	<input type="button" value="Comments"/>	
Schedule I	<input type="button" value="Comments"/>	<input type="button" value="Attachments"/>
Section I (Member Information) goes to Screen 21.		
Section II (Plan Information) goes to Screen 24.		
Section III (Prior member/plan information)		
Schedule F	<input type="button" value="Comments"/>	<input type="button" value="Attachments"/>
Schedule P goes to Screen 39.		

[PBGC.gov](#) | [Paperwork Reduction Act Notice](#)

- The Section III link goes to Screen 31 (Will show message that this section is not required if no changes were made from last year.)
- The schedule F link goes to Screen 32 if first time through; to Screen 33 if “Consolidated/Individual not yet indicated OR if “Combined” and a new, non-exempt plan has been added. Otherwise, goes to Screen 34.
- Clicking the ‘Comments’ button goes to Screen 48.
- Clicking the ‘Attachment’ button goes to Screen 47.
- Clicking the ‘e-4010 Home Page’ button goes to Screen 9.
- Clicking the ‘Validate Filing’ button will display a page that contains a summary of all the missing information that is needed for submission to PBGC.
- Clicking the ‘View Draft’ button will display a page that contains a summary of the filing information entered thus far.
- Clicking the ‘Submit Filing’ button sets status of filing to “Submitted”. Validations are performed to ensure that filing is complete. If validated, then the filling is marked as submitted. At this time, it is no longer editable, and you can now print the form as a receipt. This filing will also appear on the lower section of the homepage under the “Controlled Group Filings Submitted to PBGC” section.

Screen 13

If new filing created from a previous one, "Name", "Business Code", and "CUSIP number" will be pre-populated.



Schedule G – General Information

Error messages shown here

Controlled Group Information

Name:

Business Code: (ex. 111111)

CUSIP number: (enter first 6 digits only)

Date current information year ends: (ex. MM/DD/YYYY)

Filing Contact

General contact information:

General Filing Information

Was a 4010 filing required last year?
 Yes No

Is a 4010 filing required this year?
 Yes No Help me determine

Check this box if §4010.6(c) exception for previously submitted materials applies (see instructions)

PBGC.gov | [Paperwork Reduction Act Notice](#)

- Condition 1: If answer is "No" to both questions, display message indicating that a filing does not need to be submitted.
- Condition 2: If choose "Help Me Determine," display Schedule FG to test need.
- Condition 3: If a filing was required last year and the user indicates that one is not required this year, then the filer must complete and submit Schedule FG.
- Condition 4: If "Yes," to second question, Schedule FG can be bypassed; display message that a 4010 filing is required.
- Cancel takes the user back to the Home Page (Screen 9)
- If 'Next ' is clicked: If Condition 1, go to Screen 20; if Condition 2 OR 3 go to Screen 14; if Condition 4, go to Screen 18.

PBGC ERISA 4010

Schedule FG – Filing Gateway

Controlled Group: ABC Holdings, Inc.

Error messages shown here

1. §4010.4(a)(1) - 4010 Funding target attainment percentage

Did any plan sponsored by a member of the controlled group have a 4010 funding target attainment percentage below 80%?

Yes No

PBGC.gov | [Paperwork Reduction Act Notice](#)

- Cancel takes the user back to the Filing Summary (Screen 12)
- If 'Next ' is clicked: If the answer was "Yes", go to Screen 15 (which is part 2 of question 1). If "No" go to Screen 16.

PBGC ERISA 4010

Schedule FG – Filing Gateway

Controlled Group: ABC Holdings, Inc.

Error messages shown here

1. §4010.4(a)(1) - 4010 Funding target attainment percentage

Does the total amount of 4010 funding shortfall in plans (including exempt plans) maintained by the members of the contributing sponsor's controlled group exceed \$15 million (disregarding those plans with no 4010 funding shortfall)?

Yes No

PBGC.gov | [Paperwork Reduction Act Notice](#)

- Cancel takes the user back to the Filing Summary (Screen 12)
- If 'Next ' is clicked: If "Yes" go to message indicating a Filing is required (Screen 18). If "No" go to Screen 16.

PBGC ERISA 4010

Schedule FG – Filing Gateway

Controlled Group: ABC Holdings, Inc.

Error messages shown here

2. §4010.4(a)(2) - Failure to make required contributions

Did any member of the controlled group:


- fail to make a required contribution to a defined benefit plan during the information year within 10 days of its due date, and
- as a result of the missed contribution, the conditions for imposition of a lien under ERISA have been met?

Yes No

Cancel Next >

PBGC.gov | [Paperwork Reduction Act Notice](#)

- Cancel takes the user back to the Filing Summary (Screen 12)
- If 'Next' is clicked: If "Yes" go to message indicating a Filing is required (Screen 16a). If "No" AND the information year begins 12/31/2007 or before, go to Screen 15. If "No" AND the information year begins 1/1/2008 or later, go to Screen 15a.



Schedule FG – Filing Gateway

Controlled Group: ABC Holdings, Inc.

Error messages shown here

3. §4010.4(a)(3) - Large waiver granted

Have one or more minimum funding waivers been granted for a plan maintained by a member of the controlled group:

- totaling in excess of \$1 million, and
- for which there is an outstanding balance at the end of the plan year ending within the information year (determined in accordance with § 1.4010.4(e))?

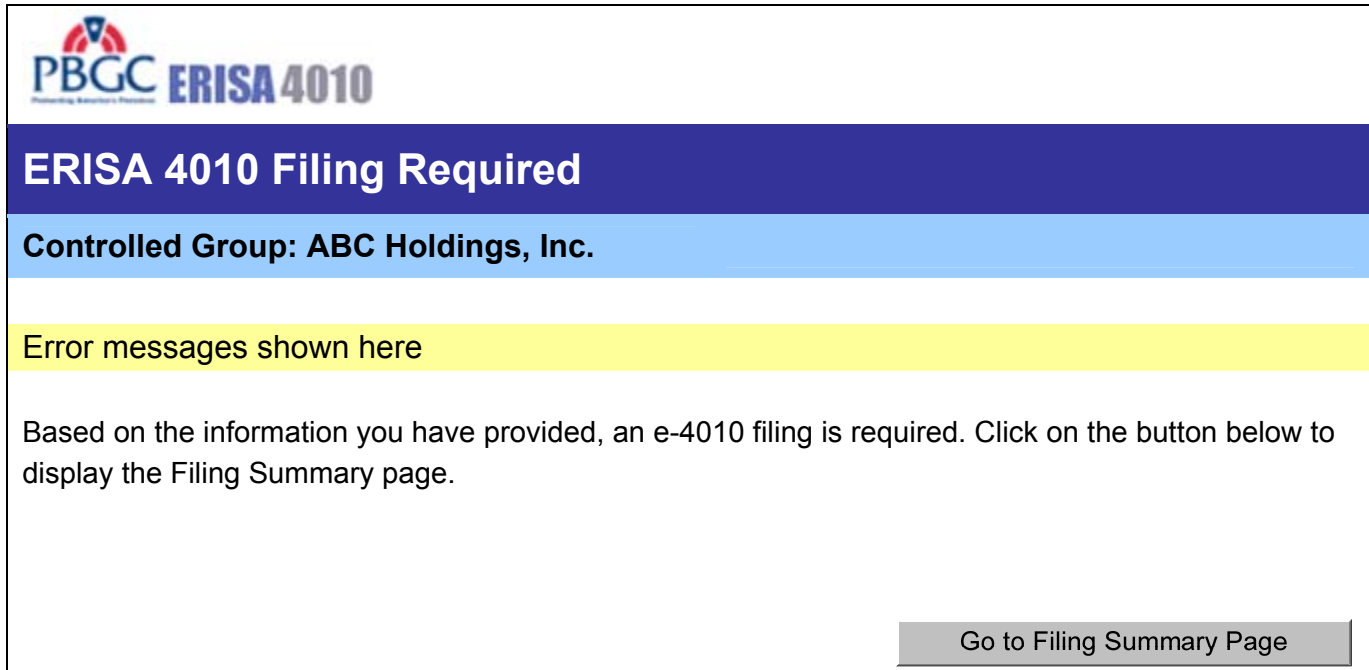
Yes No

PBGC.gov | [Paperwork Reduction Act Notice](#)

- Cancel takes the user back to the Filing Summary (Screen 12)
- If 'Next ' is clicked: If "Yes", display message indicating a Filing is required (Screen 18). If "No", and a filing was required last year, display message indicating that only Schedule FG needs to be submitted (Screen 19). If "No", and a filing was not required last year, display message indicating that a filing does not need to be submitted (Screen 20).

Second bullet under question 3 was reworded for Version 3.0 - only applies to 2008 and later filings

Screen 18



ERISA 4010 Filing Required

Controlled Group: ABC Holdings, Inc.


Error messages shown here

Based on the information you have provided, an e-4010 filing is required. Click on the button below to display the Filing Summary page.

Go to Filing Summary Page

PBGC.gov | [Paperwork Reduction Act Notice](#)

- Clicking “Go to Filing Summary Page” takes the user to Screen 12



ERISA 4010 Filing Not Required (Only Schedules G and FG)

Controlled Group: ABC Holdings, Inc.

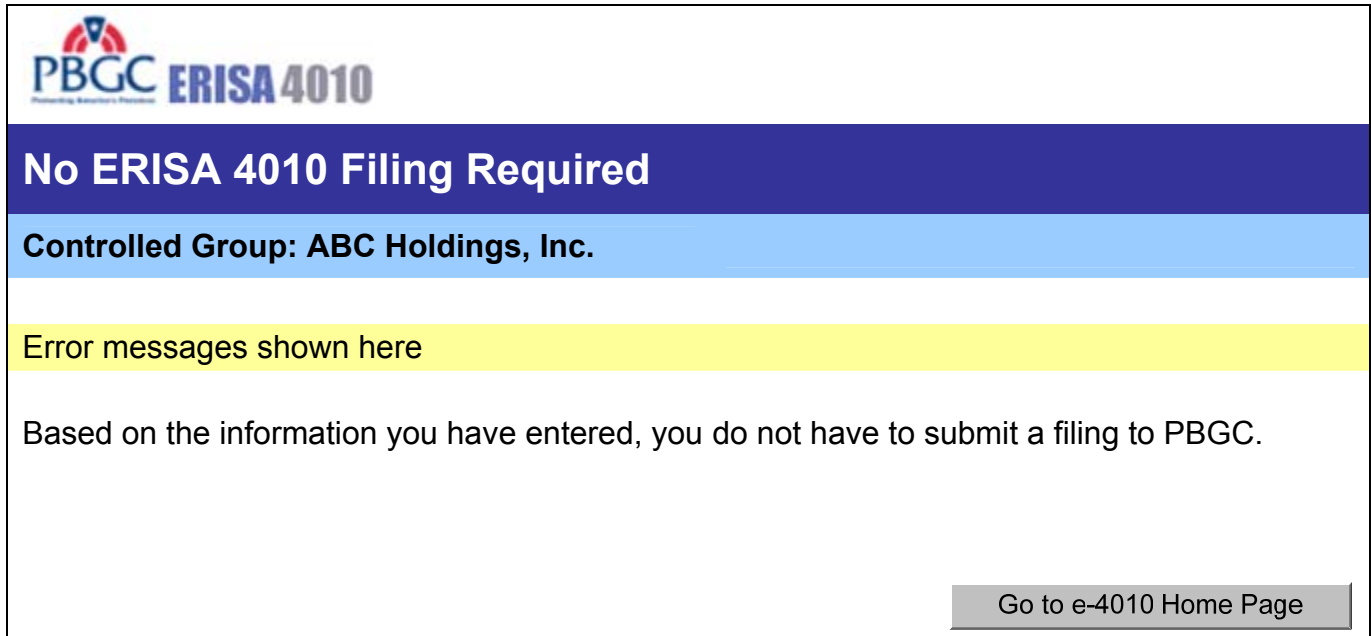
Error messages shown here

Based on the information you have provided, an e-4010 filing is not required. However, you must submit Schedules G and FG that you have just completed. Click on the button below to display the Filing Summary page. From there, you can choose to submit the filing to PBGC or review the information entered into Schedules G and FG prior to submission.

[Go to Filing Summary Page](#)

PBGC.gov | [Paperwork Reduction Act Notice](#)

- Clicking “Go to Filing Summary Page” takes the user to Screen 12



The screenshot shows the PBGC ERISA 4010 filing status page. At the top left is the PBGC logo with the text "PBGC ERISA 4010". Below the logo is a dark blue banner with the text "No ERISA 4010 Filing Required". Underneath is a light blue banner with the text "Controlled Group: ABC Holdings, Inc.". Below that is a yellow banner with the text "Error messages shown here". The main content area contains the text "Based on the information you have entered, you do not have to submit a filing to PBGC." In the bottom right corner, there is a grey button with the text "Go to e-4010 Home Page".

PBGC.gov | [Paperwork Reduction Act Notice](#)

- Clicking "Go to e-4010 Home Page" takes the user to Screen 9.

At least one "Yes" was entered on Filing Gateway test question for this screen to be necessary.



[Manage Account](#) | [Change Password](#) | [Logout](#) | [Help](#)

Schedule I - Identifying Information

Section I - Controlled Group Members – Summary


Controlled Group: ABC Holdings, Inc.

Member Company	EIN	
ABC Holdings, Inc.	10-7894561	<input type="button" value="Delete"/>
ABC Manufacturing, Inc. *	10-7894562	<input type="button" value="Delete"/>
ABC Distribution, Inc.	10-7894563	<input type="button" value="Delete"/>
ABC Technologies Corp.	10-7894564	<input type="button" value="Delete"/>
ABC Enterprises, Inc.	10-7894565	<input type="button" value="Delete"/>
ABC Healthcare, LLP	10-7894566	<input type="button" value="Delete"/>
ABC Resources, Inc.	10-7894567	<input type="button" value="Delete"/>

*This member is an exempt entity that sponsors an exempt plan.

[PBGC.gov](#) | [Paperwork Reduction Act Notice](#)

- Clicking "Enter Member Company" Displays Screen 12
- Clicking "Delete" Deletes the Member
- Clicking "Back to Filing Summary" Displays Screen 12

 Help

Schedule I - Identifying Information
Section I - Controlled Group Members

Controlled Group: ABC Holdings, Inc.

Error messages shown here

Company name:

EIN:

Address:

City:

State:

Province (if outside the USA):

Country:

Zip code: (ex. 22222-2222)


Telephone: Ext.

Relationship:

Check box if this is an exempt member of the Controlled Group that sponsors an exempt plan:

PBGC.gov | [Paperwork Reduction Act Notice](#)

- Clicking "Cancel" displays Screen 12.
- Clicking "Next" displays Screen 23.

Help

Schedule I - Identifying Information
Section I - Controlled Group Members

Controlled Group: ABC Holdings, Inc.
Member: ABC Financials, Inc.

Error messages shown here

Information on new members

Was this member a member of the controlled group immediately before the current information year began?


Yes

No, member joined controlled group during information year

No

PBGC.gov | [Paperwork Reduction Act Notice](#)

- Clicking “Cancel” displays Screen 21, data is not saved.
- Clicking “Save” displays Screen 21.
- Clicking “Enter Next Member” displays Screen 22.


Manage Account | Change Password | Logout | Help

Schedule I - Identifying Information

Section II - Plans – Summary

Controlled Group: ABC Holdings, Inc.

Plan Name	Sponsor	EIN/PN	Schedule P Requirement Waived?*		
Plan A	ABC Financials Inc.	10-7894561/001	No	<input type="button" value="Delete"/>	<input type="button" value="Assign to Actuary"/>
Plan B	ABC Financials Inc.	10-7894561/002	No	<input type="button" value="Delete"/>	<input type="button" value="Assign to Actuary"/>
Plan C	ABC Textiles, Inc.	10-7894563/001	No	<input type="button" value="Delete"/>	<input type="button" value="Unassign Actuary"/>
Plan D	ABC Wheels, Inc.	10-7894564/001	Yes	<input type="button" value="Delete"/>	

* A yes in this column indicated that a Schedule P (Plan Actuarial Information) does not need to be included with this filing. This is the case if the plan is an exempt plan or if the plan is a multiple employer plan and:

- Another sponsor of the multiple is providing the relevant actuarial information, and
- This filing includes information on that other sponsor in the Schedule I comment box.

[PBGC.gov](#) | [Paperwork Reduction Act Notice](#)

- The Asterisk in the “Schedule P Requirement Waived?” column and its related footnote are displayed only if at least one plan in the list is a multiple employer plan.
- Clicking the “Enter Plan” button displays Screen 25 (enter new).
- Clicking “Modify Member Information” displays Screen 21.
- Clicking “Back to Filing Summary” displays Screen 12.
- As users enter new plans, they appear in this list.
- The “plan name” hyperlinks will open Screen 25 with the data pre-populated for further editing if necessary.
- The Actuary buttons will only appear next to plans that were designated not-exempt (on Screen 25).
- If assigning actuary, go to screen 50.
- If removing an assigned actuary, show confirmation screen and remove actuary from Schedule P.
- If actuary was assigned and has completed and pressed the “Notify FC” button (on screen 39), the label will revert to “Assign to Actuary”.

PBGC ERISA 4010 Help

Schedule I - Identifying Information
Section II- Plans

Controlled Group: ABC Holdings, Inc.

Error messages shown here

Information for current year

Plan name:

Plan sponsor:

Plan number (PN):

Is this plan a multiple employer plan?
 Yes No

Is the requirement to submit actuarial information waived either because the plan is an exempt plan (as defined by § 1.4010.8(c)) or because the actuarial information is being reported by another filer (in accordance with § 1.4010.8(f))?
 Yes No

Is this plan frozen for eligibility or benefit accrual purposes (see instructions)?
 Yes No

PBGC.gov | [Paperwork Reduction Act Notice](#)

- The Plan sponsor drop down list includes a list of members from Screen 21 (Schedule I.I) – the list will be formatted as “Member Name/EIN”.
- Clicking “Enter New Member” displays Screen 21 (Schedule I.I entry page).
- All plans that answer “No” to the second question will show up on the Schedule P Summary (Screen 39).
- Clicking “Cancel” goes back to Schedule I, Section II Summary (Screen 24).
- Clicking “Next” will: If frozen, display screen 26; If not frozen display 27.

PBGC ERISA 4010 Help

Schedule I - Identifying Information Section II- Plans

Controlled Group: ABC Holdings, Inc.
Member: ABC Financials, Inc.
Plan: Plan A

Error messages shown here

Information related to plan freezes


Date of freeze: (ex. MM/DD/YYYY)

Nature of freeze:

- Plan closed to new entrants
- Both pay and service are frozen
- Service is frozen, but pay is not
- Other/combination, enter explanation:

PBGC.gov | [Paperwork Reduction Act Notice](#)

- Clicking “Cancel” goes back to Screen 24 (no save).
- Clicking “Next” displays Screen 27.

Help

Schedule I - Identifying Information
Section II- Plans

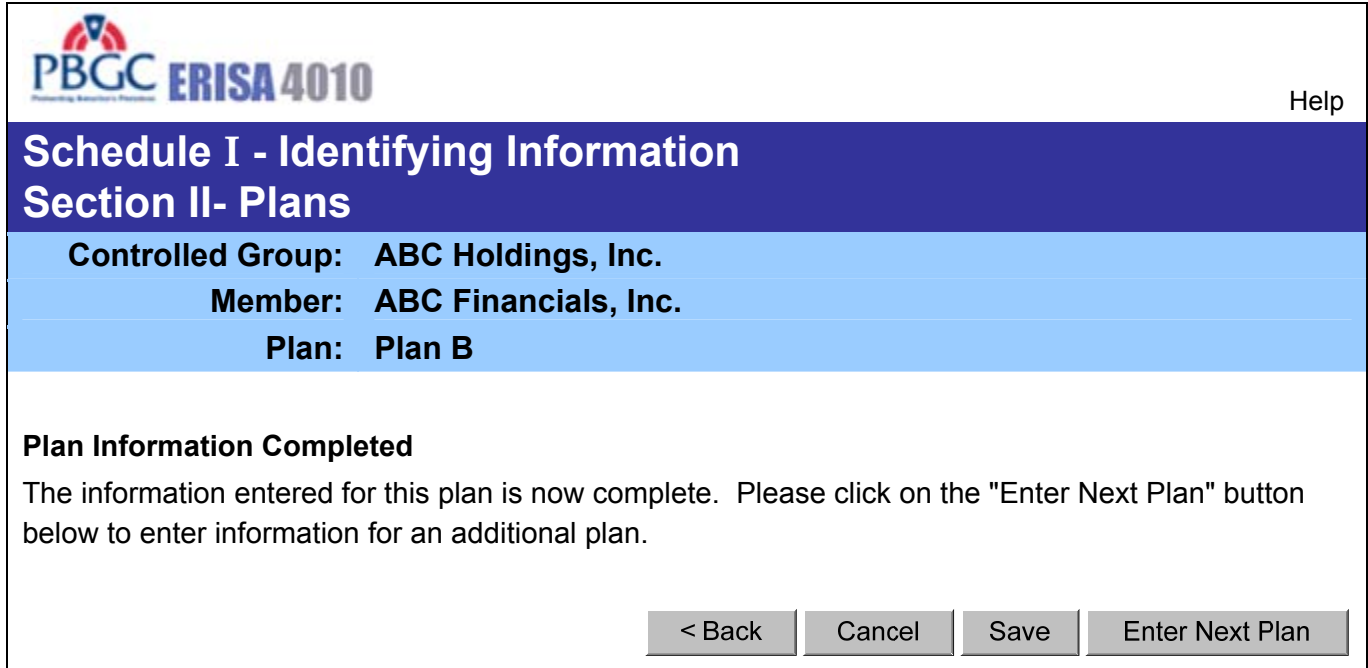
Controlled Group: ABC Holdings, Inc.
Member: ABC Financials, Inc.
Plan: Plan A

Error messages shown here

Information on changes in EIN/PN
Has the EIN or PN changed since the beginning of the current information year?
 Yes No N/A (new plan)

PBGC.gov | [Paperwork Reduction Act Notice](#)

- Clicking “Cancel” goes back to Screen 24 (no save).
- Clicking “Next” - depends on answer on this page: If “Yes”, will require that Screen 29 be displayed; If “No”, then finished with this plan, go to Screen 28; If “N/A”, will require that screen 30 be displayed.



The screenshot shows the PBGC ERISA 4010 interface. At the top left is the PBGC logo and the text "ERISA 4010". At the top right is a "Help" link. The main heading is "Schedule I - Identifying Information Section II- Plans". Below this, the following information is displayed:

Controlled Group:	ABC Holdings, Inc.
Member:	ABC Financials, Inc.
Plan:	Plan B

Plan Information Completed

The information entered for this plan is now complete. Please click on the "Enter Next Plan" button below to enter information for an additional plan.


At the bottom right, there are four buttons: "< Back", "Cancel", "Save", and "Enter Next Plan".

PBGC.gov | [Paperwork Reduction Act Notice](#)

- Clicking "Cancel" goes back to Screen 24 (no save).
- Clicking "Save" goes back to Screen 24.
- Clicking "Enter Next Plan" goes back to Screen 25.

Screen 29

This page displayed if changes were made since the beginning of the year ("Yes" to the question on Screen 27)

Help

Schedule I - Identifying Information

Section II- Plans

Controlled Group: ABC Holdings, Inc.
Member: ABC Financials, Inc.
Plan: Plan A

Error messages shown here

Information on changes in EIN/PN

Prior EIN: (ex. 11-11111111)


Prior PN: (ex. 333)

PBGC.gov | [Paperwork Reduction Act Notice](#)

- Clicking "Cancel" goes back to Screen 24 (no save).
- Clicking "Save" goes back to Screen 24.
- Clicking "Enter Next Plan" goes back to Screen 25.

Screen 30

This screen will appear only if “N/A (new plan)” was selected on Screen 27.


Help

Schedule I - Identifying Information
Section II- Plans

Controlled Group: ABC Holdings, Inc.
Member: ABC Financials, Inc.
Plan: Plan B

Error messages shown here

New plan information

Date plan was first maintained by controlled group: (ex. MM/DD/YYYY)

Explanation

Newly established plan

Spun-off or transferred from plan sponsored by member outside controlled group

Spun-off from plan sponsored by member within controlled group

Other, enter explanation:

< Back
Cancel
Save
Enter Next Plan

PBGC.gov | [Paperwork Reduction Act Notice](#)

- Clicking “Cancel” goes back to Screen 24 (no save).
- Clicking “Save” goes back to Screen 24.
- Clicking “Enter Next Plan” goes back to Screen 25.

PBGC ERISA 4010 Help

Schedule I - Identifying Information Section III- Prior Members/Prior Plans

Controlled Group: ABC Holdings, Inc.

Error messages shown here

Former controlled group members

If any entity, other than an exempt entity, ceased to be a member of the controlled group during the information year, enter required information with respect to that entity (see instructions).


If any plan, other than an exempt plan, ceased to be maintained by a member of the controlled group during the information year, enter required information with respect to that plan (see instructions).

PBGC.gov | [Paperwork Reduction Act Notice](#)

- Clicking “Cancel” goes back to Screen 12 (no save).
- Clicking “Save” goes back to Screen 12.

Screen 32

This page will be displayed by clicking on “Schedule F” from the filing summary if user has not yet indicated consolidated or individual filings. User can come back to this screen at any time to change settings by pressing the “Change Consolidated or Individual Submission Status” button on Screen 34.

Help

Schedule F - Financial Information
Type of Submission

Controlled Group: ABC Holdings, Inc.

Error messages shown here

Which of the permissible filing alternatives is being used?


- §4010.9(a) - separate financial information (financial statements or tax returns) for each non-exempt controlled group member will be provided
- §4010.9(b) - consolidated financial information that includes combined information for all non-exempt controlled group members will be provided
- Consolidated financial information that includes combined information for some, but not all, controlled group members will be provided, along with separate financial information for those non-exempt members whose information is not included in the consolidated information.

PBGC.gov | [Paperwork Reduction Act Notice](#)

- If all are separate or all are consolidated, will not need Screen 33; go to Screen 34. If there are some individual and some consolidated, Screen 33 will be displayed next.
- Clicking “Cancel” goes back to Screen 34 (no save).
- Clicking “Next” goes to Screen 33 or 34.

Screen 33

This screen will appear only if a combination of consolidated and individual is being reported.


Help

Schedule F - Financial Information

Type of Submission

Controlled Group: ABC Holdings, Inc.


Indicate whether the financial information for the following non-exempt members will be submitted individually or consolidated:

Member Company	EIN	Consolidated	Individual
ABC Holdings, Inc.	10-7894561	<input type="checkbox"/>	<input type="checkbox"/>
ABC Manufacturing, Inc.	10-7894562	<input type="checkbox"/>	<input type="checkbox"/>
ABC Distribution, Inc.	10-7894563	<input type="checkbox"/>	<input type="checkbox"/>
ABC Technologies Corp.	10-7894564	<input type="checkbox"/>	<input type="checkbox"/>

Cancel
Save

PBGC.gov | [Paperwork Reduction Act Notice](#)

- Show only those members that were marked as “non-exempt” on Schedule I.I (last question on Screen 10)
- Clicking “Cancel” goes back to Screen 34 (no save).
- Clicking “Save” goes to Screen 34.



[Manage Account](#) | [Change Password](#) | [Logout](#) | [Help](#)

Schedule F - Financial Information - Summary

Controlled Group: ABC Holdings, Inc.

Change Consolidated or Individual Submission Status

Consolidated Members.

Member Company	EIN	Complete	Edit
ABC Holdings, Inc.	10-7894561	Yes	
ABC Distribution, Inc.	10-7894563	No	

Individually Listed Members


Member Company	EIN	Complete	Edit
ABC Manufacturing, Inc.	10-7894562	Yes	Edit
ABC Distribution, Inc.	10-7894564	No	Edit

Modify Member Information

Back to Filing Summary

[PBGC.gov](#) | [Paperwork Reduction Act Notice](#)

- These tables display all members on Schedule I.I
- Clicking "Edit" goes to Screen 35.
- Clicking "Modify Member Information" goes to Screen 21.
- Clicking "Back to Filing Summary" goes to Screen 12.

Help

Schedule F - Financial Information

Controlled Group: ABC Holdings, Inc.
Member: ABC Distribution, Inc.

Error messages shown here

Reporting Method

What type of information is being reported?


Audited financial statements

Unaudited financial statements

Federal tax returns

PBGC.gov | [Paperwork Reduction Act Notice](#)

- The header line displays either “Consolidated” or “Member: Plan Name”.
- Clicking “Cancel” goes back to Screen 34 (no save)
- Clicking “Next” goes to Screen 36.

Help

Schedule F - Financial Information

Controlled Group: ABC Holdings, Inc.
Member: ABC Distribution, Inc.

Error messages shown here

Reporting Method


Will financial information be attached to this filing?
Will consolidated financial information be attached to this filing?

Yes

No, because it is publicly available

PBGC.gov | [Paperwork Reduction Act Notice](#)

- The header line displays either “Consolidated” or “Member: Plan Name”.
- If individually submitting financial information, first question is displayed.
- If consolidated financial information, second question is displayed.
- Selecting ‘No’ will require that Screen 37 be displayed.
- Clicking “Cancel” goes back to Screen 34 (no save).
- Clicking “Next” goes to Screen 37 if information is publicly available. If not, and is for consolidated, goes to Screen 33. If not and individual, displays message indicating that Schedule F is complete.

Help

Schedule F - Financial Information

Controlled Group: ABC Holdings, Inc.
Member: ABC Distribution, Inc.

Error messages shown here

Reporting Method

Where can the publicly available information be obtained?

SEC


Elsewhere, enter explanation:

Date information was made available to the public:

(ex. MM/DD/YYYY)

PBGC.gov | [Paperwork Reduction Act Notice](#)

- The header line displays either “Consolidated” or “Member: Plan Name”.
- Clicking “Cancel” goes back to Screen 29 (no save).
- Clicking “Next” - if consolidated, goes to Screen 38. If individual, displays message indicating that Schedule F is complete.


Help

Schedule F - Financial Information

Controlled Group: ABC Holdings, Inc.

Consolidated

Error messages shown here

Additional Required Financial Information for each Non-Exempt Member of the Controlled Group

ABC Holdings, Inc. / 10-7894561

Revenues for the current information year: \$

Operating income for the current information year: \$

Net assets at the end of the current information year: \$

ABC Distribution, Inc. / 10-7894562

Revenues for the current information year: \$


Operating income for the current information year: \$

Net assets at the end of the current information year: \$

< Back
Cancel
Save

PBGC.gov | [Paperwork Reduction Act Notice](#)

- The header line displays either “Consolidated” or “Member: Plan Name”. Lists out each member that is indicated as “Consolidated” on Screen 34 of Schedule F.
- Clicking “Cancel” goes back to Screen 34 (no save).
- Clicking “Save” goes back to Schedule F Summary (Screen 34).



[Manage Account](#) | [Change Password](#) | [Logout](#) | [Help](#)


Schedule P – Plan Actuarial Information - Summary

Controlled Group: ABC Holdings, Inc.

Plan Name	Sponsor	EIN/PN	Complete?
Plan A <input type="button" value="Comments"/>	<input type="button" value="Attachments"/> <input type="button" value="Print Schedule P Certification"/>	ABC Holdings Inc. 10-7894561/001	Y <input type="button" value="Notify FC"/>
Plan B <input type="button" value="Comments"/>	<input type="button" value="Attachments"/> <input type="button" value="Print Schedule P Certification"/>	ABC Holdings Inc. 10-7894561/002	N <input type="button" value="Notify FC"/>
Plan C <input type="button" value="Comments"/>	<input type="button" value="Attachments"/> <input type="button" value="Print Schedule P Certification"/>	ABC Technologies, Inc. 10-7894563/001	N <input type="button" value="Notify FC"/>
Plan D <input type="button" value="Comments"/>	<input type="button" value="Attachments"/> <input type="button" value="Print Schedule P Certification"/>	ABC Distribution, Inc. 10-7894564/001	N <input type="button" value="Notify FC"/>

PBGC.gov | [Paperwork Reduction Act Notice](#)

- Clicking “Comments” goes to Screen 48.
- Clicking “Attachments” goes to Screen 47.
- Plan Name hyperlinks to: Screen 40 (pre-populated if already filled out). Displays only those plans that were marked as “non-exempt” on Schedule I.II (Screen 24).
- Clicking “Back to Members” goes to Screen 21.
- Clicking the “Print Schedule P Certification” buttons will open this plan's Schedule P for printing.
- Clicking “Back to Plans” goes to Screen 24.
- The “Notify FC” buttons will only appear if this schedule P has been assigned to an actuary. When clicked, a confirmation page will be displayed asking the actuary if they are sure they want to notify the FC that the Schedule has been completed.
- Clicking “Back to Filing Summary” goes back to Screen 12.

 Help

Schedule P – Plan Actuarial Information
Basic Plan Information

Controlled Group: ABC Holdings, Inc.
Plan Sponsor: ABC Financials, Inc.
Plan Name: Plan A: 10-7894562/001

Error messages shown here

Enrolled Actuary Information


First name:
Last name:
EA number : (ex. 02-1111)
Telephone: Ext.
Email address (optional): (ex. [aa@a.com](#))

Enter the following information with respect to the plan year ending within the information year

Date plan year begins: (ex. MM/DD/YYYY)
Date plan year ends: (ex. MM/DD/YYYY)
Is this plan year a short plan year?
 Yes No

PBGC.gov | [Paperwork Reduction Act Notice](#)

- Clicking “Cancel” goes back to Screen 39.
- Clicking “Next” goes to Screen 41


Help

Schedule P – Plan Actuarial Information Funded Status Information (§4044 basis)

Controlled Group: ABC Holdings, Inc.
Plan Sponsor: ABC Financials, Inc.
Plan Name: Plan A: 10-7894562/001

Error messages shown here

Participant Counts and Benefit Liabilities

Participant Status	Number of Participants		Benefit Liabilities at plan year-end (Before reflecting expense load)
Active	###,###	\$	###,###,###
Terminated vested	###,###	\$	###,###,###
Receiving benefits	###,###	\$	###,###,###
Total	###,###	\$	###,###,###


Benefit Liabilities after reflecting expense load

Expense load per § 4044.52(d)	\$	###,###,###
Total Benefit Liabilities*	\$	###,###,###

* Determined using retirement age, interest, mortality, expense load provided in § 4044.51-57 and other assumptions as provided in § 4010.8(d)(2).


PBGC.gov | [Paperwork Reduction Act Notice](#)

- Clicking “Calculate Totals” will calculate and display total benefit liabilities before and after expense load as been factored in.
- Clicking “Cancel” goes back to Screen 39.
- Clicking “Next” goes to Screen 42.

		Help
Schedule P – Plan Actuarial Information Funded Status Information (§4044 basis)		
Controlled Group: ABC Holdings, Inc.		
Plan Sponsor: ABC Financials, Inc.		
Plan Name: Plan A: 10-7894562/001		
Error messages shown here		
Census Data used to determine benefit liabilities:		
<input type="checkbox"/> Projected from a date within the plan year ending within the information year		
<input type="checkbox"/> As of the end of the plan year ending within the information year or the beginning of the subsequent year		
Interest rate used to determine benefit liabilities		
Period 1:	<input type="text"/> % for first	<input type="text"/> Years (ex. 4.21% for first 20 years)
Period 2:	<input type="text"/> % for all years thereafter	
Fair market value of assets (excluding receivables) at plan year-end:		\$ <input type="text" value="###,###,###"/>
		<input type="button" value=" < Back"/> <input type="button" value=" Cancel"/> <input type="button" value=" Next >"/>

PBGC.gov | [Paperwork Reduction Act Notice](#)

- Clicking "Cancel" goes back to Screen 39.
- Clicking "Next" goes to Screen 43.


Help

Schedule P – Plan Actuarial Information

Other Information

Controlled Group: ABC Holdings, Inc.

Plan Sponsor: ABC Financials, Inc.

Plan Name: Plan A: 10-7894562/001

Error messages shown here

The following items relate to the 1/1/2008 – 12/31/2008 plan year:

Funding target (as of the valuation date) determined as if the plan has been in at-risk status for a consecutive period of at least 5 plan years: \$

Funding target attainment percentage (as of valuation date): % (ex. 92.21)

Adjusted funding target attainment percentage (as of valuation date): % (ex. 92.21)

Did any benefit limitations apply under ERISA 206(g) at any time during the plan year? Yes No

Has one or more minimum funding waivers been granted totaling in excess of \$1 million for which there is an outstanding balance at the end of the plan year? Yes No


The following item relates to the information year ending 12/31/2008:

Has a statutory lien arisen during the information year as the result of missed contributions in excess of \$1 million (that were not made within 10 days of the due date)? Yes No

< Back
Cancel
Next >

PBGC.gov | [Paperwork Reduction Act Notice](#)

- The first set of dates listed are those for “Date plan year begins” and “Date plan year ends” entered by user on an earlier Schedule P screen (Screen 40).
- The second date listed is that for “Date current information year ends” entered by user on the Schedule G (screen 13).
- Clicking “Cancel” goes back to Screen 39.
- Clicking “Next” : If the answer to the benefit limitations question is “Yes, goes to Screen 44. If No, goes to Screen 45.

Help

Schedule P – Plan Actuarial Information
Other Information

Controlled Group: ABC Holdings, Inc.
Plan Sponsor: ABC Financials, Inc.
Plan Name: Plan A: 10-7894562/001


Error messages shown here

Benefit limitations explanation

Enter required information with respect to the benefit limitations applied under ERISA 206(g) (see instructions).

PBGC.gov | [Paperwork Reduction Act Notice](#)

- Clicking “Cancel” goes back to Screen 39.
- Clicking “Next” goes to Screen 45.



[Help](#)

Schedule P – Plan Actuarial Information

Additional Actuarial Information

Controlled Group: ABC Holdings, Inc.
Plan Sponsor: ABC Financials, Inc.
Plan Name: Plan A: 10-7894562/001

Error messages shown here

Which of the following five statements describes the method under which the additional information required under §4010.8(a)(3) will be provided?

All of the information is included in one actuarial valuation report. It is my understanding that the report will be submitted:

- As an attachment to this filing
- Electronically within 15 days of the IRS Form 5500 filing deadline for the plan year ending within the information year

The actuarial valuation report does not contain all of the additional required information. Therefore, supplemental information will also be provided. It is my understanding that the report and the supplemental information will be submitted:

- As an attachment to this filing
- Electronically within 15 days of the IRS Form 5500 filing deadline for the plan year ending within the information year
- A combination of the two above


< Back

Cancel

Next >

PBGC.gov | [Paperwork Reduction Act Notice](#)

- Clicking “Cancel” goes back to Screen 39 (no save).
- Clicking “Next” goes to Screen 46.

Help

Schedule P – Plan Actuarial Information

Controlled Group: ABC Holdings, Inc.

Plan Sponsor: ABC Financials, Inc.

Plan Name: Plan A: 10-7894562/001

Actuarial Information Completed

You have reached the end of this schedule.


< Back

Cancel

Save

PBGC.gov | [Paperwork Reduction Act Notice](#)

- Clicking “Cancel” goes back to Screen 39 (no save).
- Clicking “Save” goes to Screen 39.


Help

Schedule I/F/P - Attachments

Controlled Group: ABC Holdings, Inc.

Attachments	Description		
org_chart1.pdf	org chart for the controlled group	View	Delete
sal_avg.doc	valuation report for the salaried plan	View	Delete

File: [Browse](#)

Description:

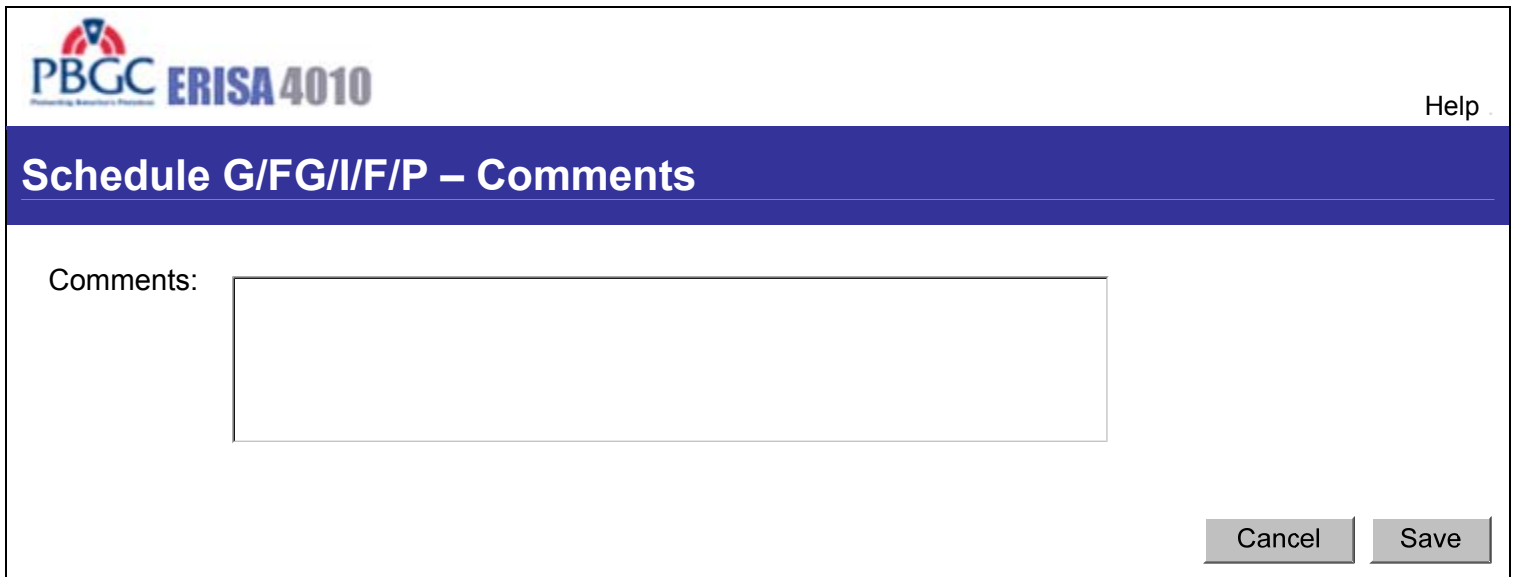
[Attach](#)

It may take a minute or two to attach large files. Please click only once.

[Go to Schedule P Summary](#)
[Back to Filing Summary](#)

PBGC.gov | [Paperwork Reduction Act Notice](#)

- This screen shows the appropriate Schedule depending on button clicked on Filing Summary (Screen 12) or Schedule P Summary (Screen 39).
- Files are displayed after the "Attach" button has been clicked.
- If Schedule I or Schedule F attachment, click the "Back to Filing Summary" button to go back to Filing Summary (Screen 12).
- If Schedule P attachment, click the "go to Schedule P Summary" button to go to Schedule P Summary (Screen 39).



PBGC ERISA 4010

Help

Schedule G/FG/IF/P – Comments

Comments:

Cancel Save

PBGC.gov | [Paperwork Reduction Act Notice](#)

- This screen shows the appropriate Schedule depending on appropriate “Comments” button from Screen 12 on Screen 39.
- Clicking “Cancel” goes back to Screen 12 (no save).
- Clicking “Save” goes back to Screen 12.

PBGC ERISA 4010 Help

Reassign Filing

Controlled Group: ABC Holdings, Inc.

Error messages shown here


Enter the email address of the person you would like to assign this filing:

Email address: (ex. aa@a.com)

Note: You may only assign a filing to someone who has an e-4010 account.

PBGC.gov | [Paperwork Reduction Act Notice](#)

- Clicking the “Next” button will first check that the entered email is associated with an existing e-4010 account and If not, display an error message. If account with the entered email exists, then the system assigns this filing to the new filing coordinator and returns to screen 9.

Help

Assign to Actuary

Controlled Group: ABC Holdings, Inc.

Error messages shown here

Actuaries currently assigned:

Enter the email address of the actuary you would like to assign this filing:

Email address: (ex. aa@a.com)

Note: You may only assign an actuary who has an e-4010 account.

Cancel

PBGC.gov | [Paperwork Reduction Act Notice](#)

- The drop-down list will be populated with the first name, last name, and email addresses of those actuaries already assigned by the current FC.
- Clicking the “Assign” button will first check that the entered email is associated with an existing e-4010 account. If not, display error message. If account with the entered email exists, then assign this schedule P to the actuary and return to screen 39.



Paperwork Reduction Act Notice

The PBGC needs this information, which is required to be submitted under part 4010, to enable it (1) to detect and monitor financial problems with the contributing sponsors that maintain severely underfunded pension plans and their controlled group members, (2) to respond quickly when it learns that a controlled group with severely underfunded pension plans intends to engage in a transaction that may significantly reduce the assets available to pay plan liabilities, and (3) to take action to protect participant and premium-payer interests.

The information provided to the PBGC under part 4010 is protected from disclosure as provided in 29 CFR § 4010.12. That section provides that in accordance with 29 CFR § 4901.21(a)(3) (part of the PBGC's regulation on Examination and Copying of PBGC Records) and section 4010(c) of ERISA, any information or documentary material that is not publicly available and is submitted to the PBGC pursuant to part 4010 shall not be made public, except as may be relevant to any administrative or judicial action or proceeding or for disclosures to either body of Congress or to any duly authorized committee or subcommittee of the Congress.

The PBGC estimates that the average annual burden of this collection of information is 8.7 hours and \$13,750 per controlled group. These are estimates and the actual time will vary depending on the circumstances of a given filing. If you have any comments concerning the accuracy of these burden estimates or suggestions for making it simpler to submit the information, please send your comments to the Pension Benefit Guaranty Corporation, Office of the General Counsel, 1200 K Street, N.W., Washington, D.C. 20005-4026.

This collection of information has been approved by the Office of Management and Budget (OMB) under control number 1212-0049 (expires June 30, 2015). Under the Paperwork Reduction Act, an agency may not conduct or sponsor, and a person is not required to respond to, a collection of information unless it displays a currently valid OMB control number.

[Close Window](#)



Privacy Policy

Thank you for visiting the Pension Benefit Guaranty Corporation (PBGC) Web site. You are accessing a computer system operated by PBGC, a wholly-owned corporation of the United States Government.

PBGC is committed to protecting the privacy of individuals using our Web site. As a general rule, PBGC does not collect personal identifying information during a visit to the PBGC Web site, except when you choose to provide such information to us, or when you use one of PBGC's online customer self-service applications.

PBGC does collect certain non-personal information for system management and site security purposes.

Non-Personal Information We Collect

System Management: As part of system management, PBGC uses various software tools and computing methods to insure this site is operating in an optimum manner and to identify what information is of the most and least interest to its users. We do not collect or sell information about you for commercial purposes. Among the information that currently is collected by PBGC for system management are:

- The name of the domain from which you access the Internet;
- The type of browser and operating system used to access our site;
- The date and time you access our site;
- The Internet address of the Web site from which linked directly to our site; and,
- The pages and files you access on this site.

Please note that none of this information identifies you personally in any way.

Site Security: For security purposes and to ensure that this service remains available to all users, PBGC also employs software programs to monitor network traffic to identify unauthorized attempts to upload or change information, or otherwise cause damage. No attempts are made to identify individual users unless that user chooses to submit personal information, or illegal behavior is suspected. Unauthorized attempts to upload information or change information on this service are strictly prohibited and may be punishable under the Computer Fraud and Abuse Act of 1986, the National Information Infrastructure Protection Act of 1996, or other such laws as may apply.

Cookies: Cookies are small data files sent to your computer by Web sites you visit. Cookies store information about you and the type of computer you use to access the Web site. These files may contain personal information. There are two types of cookies: session and persistent. Session cookies expire once the user closes the browser. Persistent cookies, however, remain on your system for an extended period of time.

In accordance with federal policy, PBGC does not use persistent cookies on its Web site.

The e-4010 application on the Web site uses session cookies to recognize you and assist you in navigating the application in the most efficient and effective manner possible. You must accept these session cookies if you wish to use the e-4010 application. As stated above, session cookies expire once you close your browser. No information about you is maintained as a result of a session cookie.

Personal Identifying Information That You Submit

e-4010: PBGC receives and stores personal identifying information submitted by you within the e-4010 application on the Web site (located at www.pbgc.gov/e4010). This information (name, work address, telephone number, and e-mail address) is used to establish your account, respond to your requests, and provide you with information about your interactions with PBGC. The security of the information you input for e-4010 is protected during transmission using Secure Sockets Layer (SSL) encrypting software. By providing PBGC with your email address, it will be used by PBGC to contact you regarding your account status (including confirmation of registration), and may be used to contact you for other purposes (for example, to notify you about major changes to the Web site or to request feedback on the application).

Storage of Information: To prevent unauthorized access, maintain data accuracy, and ensure the appropriate use of information, PBGC has put in place physical, electronic, and managerial procedures to protect the personal identifying and other information collected online. PBGC will keep a log of all transactions and data that you submit via the e-4010 application in order to (1) provide efficient customer service; (2) to provide adequate audit records, and (3) to process your data transactions or requests. Your information will be maintained and managed in accordance with the Federal Records Act.

PBGC may disclose information you submit if we are required to do so by law or we in good faith believe that such action is necessary to: (1) comply with the law or with legal process; (2) protect and defend our rights and property; (3) protect against misuse or unauthorized use of e-4010; or (4) protect the personal safety or property of our users or the public. If you provide false information, attempt to pose as someone else, or otherwise are believed to have committed any other illegal act, information about you may be disclosed as part of any investigation into your actions).

Email: If you contact PBGC via electronic mail rather than through the secure e-4010 application, the information you send will still be used for the purposes described at the point of collection and stored as record material. However due to the nature of the Internet and the World Wide Web, we cannot assure the security of the information during transmission by electronic mail over the public Internet. Thus, you may be uncomfortable with sending sensitive information (such as a bank account number or your home phone number and address) to PBGC other than through the secure e-4010 application. As an alternative, we suggest that you (1) contact PBGC by telephone or (2) send the information to PBGC by regular mail. See Contact Information under www.pbgc.gov for appropriate addresses and telephone numbers.

[Close Window](#)