

Browser address bar: <https://respond.census.gov/qss/login> Login

File Edit View Favorites Tools Help

Quarterly Services Survey

Help Telephone: 1-800-772-7851
(8:30am-5:00pm EST/M-F)

Welcome to the Quarterly Services Survey.

- If you wish to request an extension or have any other questions or comments regarding your report(s), please call us at **1-800-772-7851** between 8:30 a.m. and 5:00 p.m. EST/M-F.

Login

- Login by entering the appropriate information and press the "Login" button
- Username and Password are case sensitive
- For issues related to your Username and Password please call 800-772-7851.

Username:

Password:

Call 1-800-772-7851 between 8:30 a.m. and 5:00 p.m. EST, Monday through Friday. (Please correct any errors in name, address, or ZIP Code)

INTERNET REPORTING You may complete this survey online at: <http://www.census.gov/econhelp/qss> using your firm's unique username and password.

Username: _____ Password: _____

SURVEY COVERAGE

Please note: sessions will expire (requiring you to log back in) after 15 minutes of inactivity. No data will be lost.

**** WARNING ****


You have accessed a UNITED STATES GOVERNMENT computer. Use of this computer without authorization or for purposes for which authorization has not been extended is a violation of Federal law and can be punished with fines or imprisonment (PUBLIC LAW 99-474). System usage may be monitored, recorded, and subject to audit. Any information you enter into this system may be used by the Census Bureau for statistical purposes, including but not limited to improving the efficiency of our programs. For information regarding the use of this system, and how your privacy is protected, visit our online privacy webpage at http://www.census.gov/privacy/privacy_policy/. Use of this system indicates consent to the collection, monitoring, recording, and use of information provided inside this system.

OMB No.: 0607-0907
Approval Expires: 08/31/2015


[Burden Statement](#) [Accessibility](#) [Privacy](#) [Security](#)

Browser address bar: <https://respond.census.gov/qss/burden> Login Burden Statement

File Edit View Favorites Tools Help



Quarterly Services Survey



Help Telephone: 1-800-772-7851
(8:30am-5:00pm EST/M-F)

Burden Statement

Public reporting burden for this collection of voluntary information is estimated to average 15 minutes per response, including the time for reviewing instructions, searching existing data sources, gathering and maintaining the data needed, and completing and reviewing the collection of information. Send comments regarding this burden estimate or any other aspect of this collection of information, including suggestions for reducing this burden, to:

Paperwork Reduction Project 0607-0907
U.S. Census Bureau
4600 Silver Hill Road
AMSD-3K138
Washington, DC 20233

You may e-mail comments to Paperwork@census.gov; use "Paperwork Project 0607-0907" as the subject. PLEASE INCLUDE FORM NAME AND NUMBER IN ALL CORRESPONDENCE.

Respondents are not required to respond to any information collection unless it displays a valid approval number from the Office of Management and Budget (OMB). The OMB eight-digit number appears in the upper right corner of the form.

OMB No.: 0607-0907
Approval Expires: 08/31/2015

[Burden Statement](#) [Accessibility](#) [Privacy](#) [Security](#)

Quarterly Services Survey (QSS)
Business Help Site

Main About the Survey Forms & Letters FAQs Videos Contact Staff Other Surveys

DUE DATE
Refer to Form

TOOLS

- Survey Log in
- Secure Messaging Center

DATA PRODUCTS

- Publications and Data
- Using Economic Data

ADDITIONAL LINKS

- Is this Form Legitimate?
- Data Protection & Privacy
- Legal/Confidentiality
- Quotes from Title 13

Welcome to the main page for the Quarterly Services Survey (QSS). If you are ready to report, please use the "Survey Log in" button below. If you are looking for information about this survey, please browse through the information on this page or use the tabs above to find additional information.

Ready to start?

Log in to begin reporting for the Quarterly Services Survey. If needed, you can save and complete your survey over multiple sessions.

Survey Log in

Legal/Confidentiality screen

The screenshot shows a web browser window displaying the 'Legal/Confidentiality' page on the Census Bureau's Business Help Site. The browser's address bar shows the URL 'https://bhs.econ.census.gov/bhs/pages/legal.html'. The page features a navigation menu with categories like 'Topics', 'Geography', 'Library', 'Data', 'About the Bureau', and 'Newsroom'. The main content area is titled 'Business Help Site' and 'Legal/Confidentiality'. It contains an introductory paragraph, a section on 'Confidentiality of Reported Data', a section on 'Legal Authority to Conduct the Economic Census and Surveys', and a section on 'Use of Data Your Company Reported to Other Government Agencies'.

U.S. Department of Commerce | Blogs | Index A-Z | Glossary | FAQs

Search

United States[™]
Census
Bureau

Topics
Population, Economy

Geography
Maps, Geographic Data

Library
Infographics, Publications

Data
Tools, Developers

About the Bureau
Research, Surveys

Newsroom
News, Events, Blogs

You are here: [Census.gov](#) > [Business Help Site](#) > Legal/Confidentiality

Business Help Site

Legal/Confidentiality

This area addresses the Census Bureau's authority to gather these data and the protections guaranteed to your company. See [Census Bureau's Data Protection and Privacy Policy](#) for additional detailed information.

Confidentiality of Reported Data

Title 13 U.S. Code, Section 9, provides complete protection for all reported information. Your **Census Bureau form is CONFIDENTIAL**. It may be seen only by persons sworn to uphold the confidentiality of Census Bureau information and may be used only for statistical purposes. Our publications provide **no information about individual company operations**. In addition, the forms you send to us and copies you retain are immune from legal action. Federal law specifically exempts the reports from the provisions of the Freedom of Information Act.

Note: Some surveys compile data from public records (e.g., building permits). The United States Code, Title 13, authorizes such data collection, but Section 9 provides an exception to the confidentiality of data compiled from public records.

Legal Authority to Conduct the Economic Census and Surveys

Title 13 of the U.S. Code, Section 131, directs the Census Bureau to conduct the economic census at 5-year intervals covering years ending in 2 and 7. Title 13, Section 182, authorizes the Census Bureau to conduct monthly, quarterly, and annual surveys to furnish more timely reports on subjects covered by the economic census.

Use of Data Your Company Reported to Other Government Agencies

We make extensive use of administrative information from other government agencies in order to help reduce your reporting burden. These provide basic data - total receipts, total payroll, and total employment - needed to produce statistics for geographic areas and types of businesses. However, we must obtain data from all large companies and a small, scientifically designed sample of smaller ones, in order to provide data on a wide range of subjects covered by the censuses. Confidentiality of data used from other federal agencies is strictly enforced. Also, please note that these same agencies cannot obtain data for an individual establishment or company from us.

Business Help Site – Survey purpose

The screenshot shows a web browser window displaying the 'Quarterly Services Survey (QSS) Business Help Site'. The browser's address bar shows the URL 'https://bhs.econ.census.gov/bhs/qss/about.html'. The page features a navigation menu with categories like 'Topics', 'Geography', 'Library', 'Data', 'About the Bureau', and 'Newsroom'. The main content area is titled 'Quarterly Services Survey (QSS) Business Help Site' and includes a sub-menu with options like 'Main', 'About the Survey', 'Forms & Letters', 'FAQs', 'Videos', 'Contact Staff', and 'Other Surveys'. The 'About the Survey' section is active, showing the purpose and coverage of the survey. A table lists NAICS sectors and their first published quarters. A sidebar on the left contains sections for 'DUE DATE', 'TOOLS', 'DATA PRODUCTS', and 'ADDITIONAL LINKS'. A 'RELATED SITES' section is located on the right.

U.S. Department of Commerce | Blogs | Index A-Z | Glossary | FAQs

Search

You are here: [Census.gov](#) > [Business Help Site](#) > [Quarterly Services Survey \(QSS\)](#) > [About the Survey](#)

Quarterly Services Survey (QSS)

Business Help Site

[Main](#) | [About the Survey](#) | [Forms & Letters](#) | [FAQs](#) | [Videos](#) | [Contact Staff](#) | [Other Surveys](#)

DUE DATE

Refer to Form

TOOLS

- [Survey Log in](#)
- [Secure Messaging Center](#)

DATA PRODUCTS

- [Publications and Data](#)
- [Using Economic Data](#)

ADDITIONAL LINKS

- [Is this Form Legitimate?](#)
- [Data Protection & Privacy](#)
- [Legal/Confidentiality](#)
- [Quotes from Title 13](#)

About the Survey

PURPOSE

The Quarterly Services Survey (QSS) is the only source of service industry indicator performance providing timely estimates of revenue and expenses for selected service industries.

COVERAGE

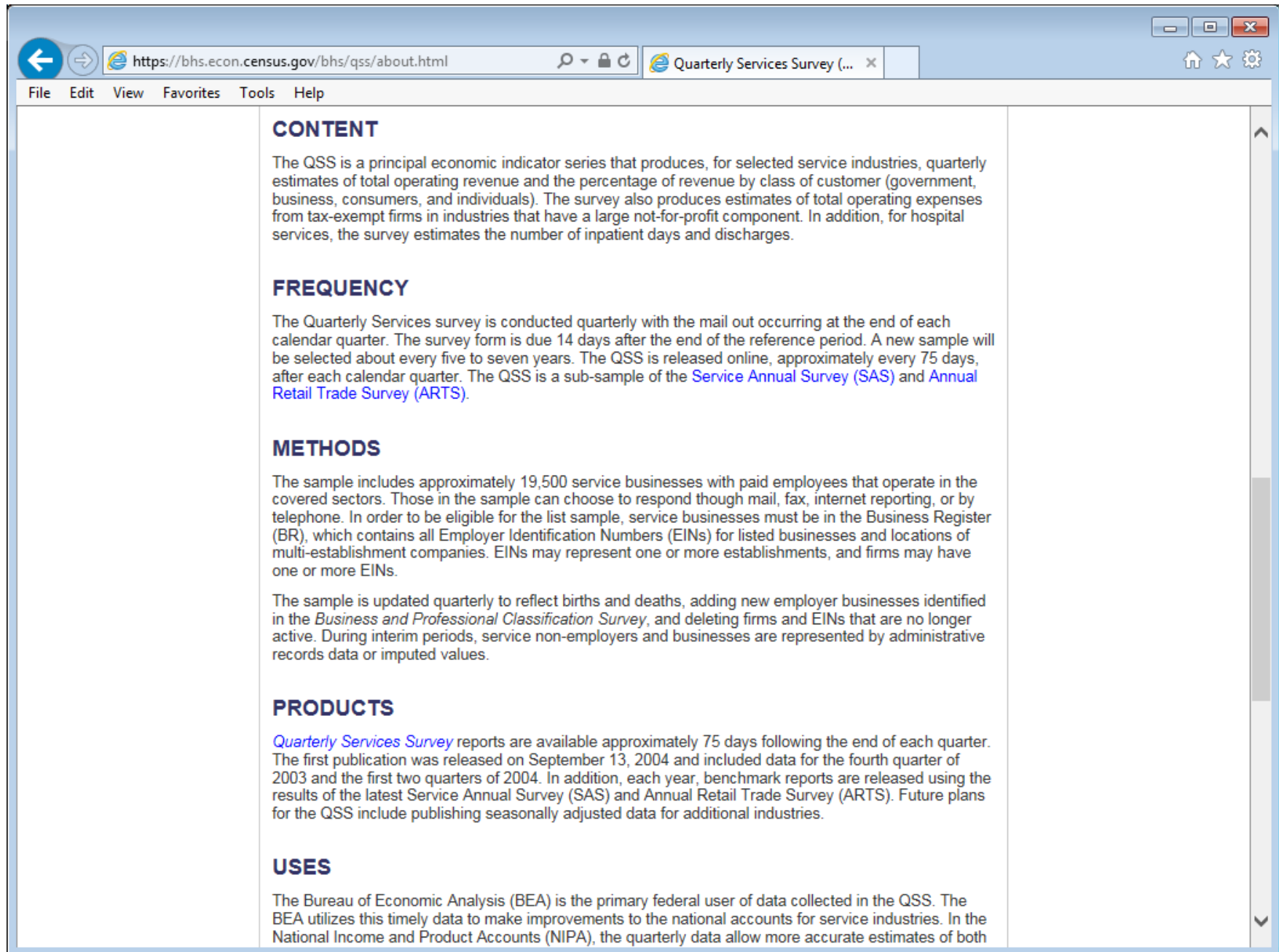
Estimates are presented for selected industries in the following NAICS sectors (2-digit NAICS codes) and subsectors (3-digit NAICS codes):

NAICS Sector/Subsector	Kind of Business	First Published Quarter
51	Information	2003, Q4
622	Hospitals	2004, Q4
623	Nursing and residential care facilities	
54	Professional, scientific, and technical services	2006, Q3
56	Administrative and support and waste management and remediation services	2009, Q1
484, 492, 493	Transportation (pt) and warehousing	
532	Rental and leasing services	
621	Ambulatory health care services	

RELATED SITES

- [North American Industry Classification System \(NAICS\)](#)
- [Census Bureau Economic Programs](#)

Business Help Site – Survey purpose



The screenshot shows a web browser window with the address bar displaying <https://bhs.econ.census.gov/bhs/qss/about.html>. The browser's menu bar includes File, Edit, View, Favorites, Tools, and Help. The page content is as follows:

CONTENT

The QSS is a principal economic indicator series that produces, for selected service industries, quarterly estimates of total operating revenue and the percentage of revenue by class of customer (government, business, consumers, and individuals). The survey also produces estimates of total operating expenses from tax-exempt firms in industries that have a large not-for-profit component. In addition, for hospital services, the survey estimates the number of inpatient days and discharges.

FREQUENCY

The Quarterly Services survey is conducted quarterly with the mail out occurring at the end of each calendar quarter. The survey form is due 14 days after the end of the reference period. A new sample will be selected about every five to seven years. The QSS is released online, approximately every 75 days, after each calendar quarter. The QSS is a sub-sample of the [Service Annual Survey \(SAS\)](#) and [Annual Retail Trade Survey \(ARTS\)](#).

METHODS

The sample includes approximately 19,500 service businesses with paid employees that operate in the covered sectors. Those in the sample can choose to respond through mail, fax, internet reporting, or by telephone. In order to be eligible for the list sample, service businesses must be in the Business Register (BR), which contains all Employer Identification Numbers (EINs) for listed businesses and locations of multi-establishment companies. EINs may represent one or more establishments, and firms may have one or more EINs.

The sample is updated quarterly to reflect births and deaths, adding new employer businesses identified in the *Business and Professional Classification Survey*, and deleting firms and EINs that are no longer active. During interim periods, service non-employers and businesses are represented by administrative records data or imputed values.

PRODUCTS

[Quarterly Services Survey](#) reports are available approximately 75 days following the end of each quarter. The first publication was released on September 13, 2004 and included data for the fourth quarter of 2003 and the first two quarters of 2004. In addition, each year, benchmark reports are released using the results of the latest Service Annual Survey (SAS) and Annual Retail Trade Survey (ARTS). Future plans for the QSS include publishing seasonally adjusted data for additional industries.

USES

The Bureau of Economic Analysis (BEA) is the primary federal user of data collected in the QSS. The BEA utilizes this timely data to make improvements to the national accounts for service industries. In the National Income and Product Accounts (NIPA), the quarterly data allow more accurate estimates of both

Business Help Site – Survey purpose

in the *Business and Professional Classification Survey*, and deleting firms and EINs that are no longer active. During interim periods, service non-employers and businesses are represented by administrative records data or imputed values.

PRODUCTS

[Quarterly Services Survey](#) reports are available approximately 75 days following the end of each quarter. The first publication was released on September 13, 2004 and included data for the fourth quarter of 2003 and the first two quarters of 2004. In addition, each year, benchmark reports are released using the results of the latest Service Annual Survey (SAS) and Annual Retail Trade Survey (ARTS). Future plans for the QSS include publishing seasonally adjusted data for additional industries.

USES

The Bureau of Economic Analysis (BEA) is the primary federal user of data collected in the QSS. The BEA utilizes this timely data to make improvements to the national accounts for service industries. In the National Income and Product Accounts (NIPA), the quarterly data allow more accurate estimates of both Personal Consumption Expenditures (PCE) and private fixed investment. Quarterly revenue data from the QSS are also used to produce estimates of gross output by industry. This allows BEA to produce an earlier version of the gross domestic product (GDP) by industry estimates.

QSS estimates also provide the Federal Reserve Board (FRB) and Council of Economic Advisors (CEA) with timely information on current economic performance.

The Centers for Medicare and Medicaid Services (CMS) use the QSS data to develop hospital-spending estimates in the National Accounts. In addition, the QSS data improves their ability to analyze hospital-spending trends. They also use the data in their healthcare indicator analysis publication; ten-year health spending forecast estimates; and studies in hospital regulation and Medicare policy, procedures, and trends.

SPECIAL FEATURES

The QSS provides the most timely data on revenue produced within service industries.

ABOUT US	FIND DATA	BUSINESS & INDUSTRY	PEOPLE & HOUSEHOLDS	SPECIAL TOPICS	NEWSROOM
Are You in a Survey?	QuickFacts	Help With Your Forms	2010 Census	Advisors, Centers and Research Programs	News Releases
FAQs	American FactFinder	Economic Indicators	2000 Census	Statistics in Schools	Release Schedule
Director's Corner	Easy Stats	Economic Census	American Community Survey	Tribal Resources (AIAN)	Facts for Features
Regional Offices	Population Finder	E-Stats	Income	Emergency Preparedness	Blogs
History	2010 Census	International Trade			