

Study of Early Head Start-Child Care Partnerships

PARTNERSHIP GRANTEE AND DELEGATE AGENCY DIRECTOR SURVEY

Introduction

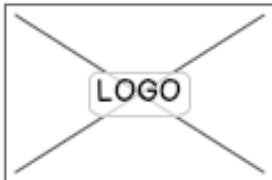
The Office of Planning, Research and Evaluation (OPRE) within the U.S. Department of Health and Human Services in the Administration for Children and Families (ACF) has contracted with Mathematica Policy Research to conduct a descriptive study of the Early Head Start-child care partnership grant initiative. As part of the study, we are surveying all Early Head Start-child care partnership grantees and delegate agencies. We are also surveying a subset of their child care partners. This survey will collect information about you and your agency, the child care providers your agency is partnering with, the activities you and your partners engage in to develop partnerships, improve the quality of services, and deliver services to children and families.

You are being asked to complete this survey because you were identified as an Early Head Start-child care partnership grantee or delegate agency. Partnership grantees refer to the entities that were awarded the Early Head Start-child care partnership grant and are responsible for ensuring that the partnership meets all grant requirements, including the Head Start Program Performance Standards (HSPPS). Delegate agencies refer to the entities to which grantees have delegated all or part of their responsibility for program operations (these may also be referred to as subrecipients). Throughout this survey, we use the term child care partner to refer to the local child care centers or family child care providers your agency partners with to provide direct early care and education services to children and families. We use the term partnership slots to refer to slots available to children through funding from the partnership grant.

Your participation in this survey is important and will help ACF better understand the national landscape of Early Head Start-child care partnerships, including information about the experiences of grantees participating in these partnerships. The length of this survey is different for different people, but on average it should take no more than 60 minutes. As a thank you, we will send you a \$20 gift card for completing this survey.

Participation in the survey is completely voluntary and you may choose to skip any question you prefer not to answer. If you are unsure of how to answer a question, please give the best answer you can rather than leaving it blank. Your responses will be kept private and used only for research purposes. They will be combined with the responses of other partnership grantees and no individual names will be reported. While there are no direct benefits to participants, your participation will help us learn about the characteristics and implementation of Early Head Start-child care partnerships.

[Next](#)



Study of Early Head Start-Child Care Partnerships

PARTNERSHIP GRANTEE CHARACTERISTICS

The first questions are about your agency, [GRANTEE NAME].

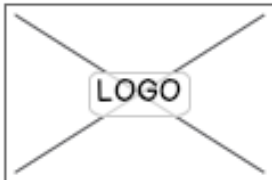
1. Which of the following best describes your agency?

Select one only

- A private for-profit
- A private not-for-profit
- A public agency
- Something else (*specify*)

Back

Next



Study of Early Head Start-Child Care Partnerships

PARTNERSHIP GRANTEE CHARACTERISTICS

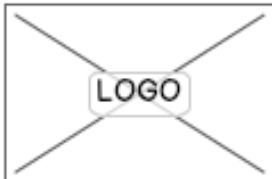
2. Which of the following phrases best describes your agency?

Select one only

- A Child Care Resource & Referral (CCR&R) Agency
- A Child Care Network
- A Community Action Agency (CAA/CAP)
- A community-based organization (CBO)
- A public or private school system
- A government agency
- A tribal government or tribal consortium
- A hospital
- A health care provider or agency
- A university
- A faith-based organization
- Something else (*specify*)

Back

Next



Study of Early Head Start-Child Care Partnerships

PARTNERSHIP GRANTEE CHARACTERISTICS

3. Do you collaborate with service providers in your community besides those partnering through the partnership grant? For example, do you work together with service providers in the community to hold trainings for staff, share information about clients, develop program materials, share costs, or coordinate referrals?

Select one only

Yes

No

Back

Next



Study of Early Head Start-Child Care Partnerships

THE CHILD CARE PARTNER SURVEY

Introduction

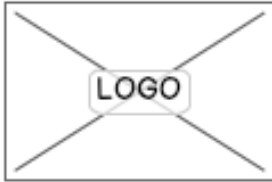
The Office of Planning, Research and Evaluation (OPRE) within the U.S. Department of Health and Human Services in the Administration for Children and Families (ACF) has contracted with Mathematica Policy Research to conduct a descriptive study of the Early Head Start-child care partnership grant initiative. As part of this study, we are surveying all Early Head Start-child care partnership grantees, including delegate agencies to which grantees have delegated all or part of their responsibility for program operations. We are also surveying a subset of their child care partners.

You are being asked to complete this survey because of your involvement in a partnership with [GRANTEE NAME]. This survey will collect information about you and your [child care center/family child care home] and the activities you engage in with the partnership grantee to develop partnerships, improve the quality of services, and deliver services to children and families. Your participation in this survey is important and will help ACF better understand the national landscape of Early Head Start-child care partnerships, including information about the experiences of child care providers participating in these partnerships. The length of this survey is different for different people, but on average it should take no more than 30 minutes. As a thank you, we will send you a \$20 gift card for completing this survey.

Throughout this survey, we use the term partnership grantee to refer to the entity that was awarded the Early Head Start-child care partnership grant. Partnership grantees are responsible for ensuring that the partnership meets all grant requirements, including the Head Start Program Performance Standards (HSPPS). We use the term child care partner to refer to the local child care centers or family child care providers that the partnership grantee partners with to provide direct early care and education services to children and families. We use the term partnership slots to refer to slots available to children through funding from the partnership grant.

Participation in the survey is completely voluntary and you may choose to skip any question you prefer not to answer. If you are unsure of how to answer a question, please give the best answer you can rather than leaving it blank. Your responses will be kept private and used only for research purposes. They will be combined with the responses of other child care providers and no individual names will be reported. While there are no direct benefits to participants, your participation will help us learn about the characteristics and implementation of Early Head Start-child care partnerships. There are no known risks associated with your participation.

[Back](#)[Next](#)



Study of Early Head Start-Child Care Partnerships

ABOUT YOUR CHILD CARE BUSINESS

The first questions are about your child care business, [PARTNER NAME].

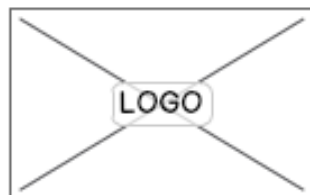
1. Which of the following best describes your child care setting?

Select one only

- Child care center
- Family child care home

Back

Next



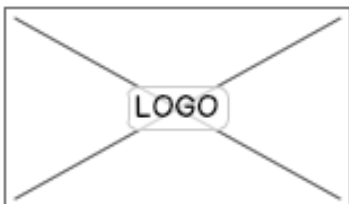
Study of Early Head Start-Child Care Partnerships

ABOUT YOUR CHILD CARE BUSINESS

2. The next questions are about the capacity of your [child care center/family child care home].

IF NONE, PLEASE ENTER 0.

	SLOTS	DON'T KNOW
a. What is the <u>total licensed enrollment capacity</u> of your [CHILD CARE CENTER/FAMILY CHILD CARE HOME] <u>across all ages</u> ?		<input type="checkbox"/>
b. What is the <u>total licensed enrollment capacity</u> of your [CHILD CARE CENTER/FAMILY CHILD CARE HOME] for children <u>birth to age 3</u> ?		<input type="checkbox"/>
c. <u>Before the partnership began</u> , what was the total licensed enrollment capacity of your [CHILD CARE CENTER/FAMILY CHILD CARE HOME] for children birth to age 3?		<input type="checkbox"/>
d. In the past month, what was your <u>actual enrollment</u> <u>across all ages</u> ?		<input type="checkbox"/>
e. In the past month, what was your <u>actual enrollment</u> for children <u>birth to age 3</u> ?		<input type="checkbox"/>
f. What is the total number of enrollment slots for children birth to age 3 funded through the Early Head Start-child care partnership grant ("partnership slots")?		<input type="checkbox"/>



Study of Early Head Start-Child Care Partnerships

ABOUT YOUR CHILD CARE BUSINESS

3. How many children enrolled in partnership slots currently receive a child care subsidy? Your best estimate is fine.

CHILDREN

Back

Next