

PSE Change Network Survey

Form Approved
OMB No. 0920-1016
Exp. Date 5/31/2017

Welcome to the PSE Change Network Survey!

The **PSE Change Network Survey** is being conducted by **Battelle** at the request of the Centers for Disease Control and Prevention (CDC), Division of Cancer Prevention and Control (DCPC). The survey is part of a larger comprehensive evaluation of a pilot program (also known as the 1017 program) in which CDC awarded additional funds to 13 Comprehensive Cancer Control programs to increase their focus on Policy, System, and Environmental (PSE) change strategies.

You have been asked to participate in this survey because of your involvement in PSE change initiatives led by the 1017 program in your state or tribe. For the purpose of this survey, a PSE Change Network is defined as a group of engaged community partners, organizations, and/or one or more formal groups who work together to prevent and control cancer by implementing PSE change strategies.



This survey will take about 20 minutes to complete. Please answer the survey questions to the best of your ability based on your personal knowledge and experience with PSE change networks. You do not need to complete the survey in one sitting; your answers are not final until you hit the "Submit" button.

Your completed survey will be assigned a unique identification number so that data from respondents in the same state or tribe can be compiled. Other data security procedures will be implemented to ensure that your answers are maintained in a secure manner and your responses are never linked to you personally. You may choose not to participate in this survey, or to terminate your involvement at any time, without any penalty to you or your program. Completion of the survey constitutes your consent to participate.

If you have any questions about this evaluation please contact Battelle's study director Marilyn Sitaker at 206-528-3365, or CDC's technical lead Angela Moore at 770-488-3094. If you have any questions about your rights as a research participant, please contact Chair, Battelle Institutional Review Board, at 1-877-810-9530, extension 500.

Public reporting burden of this collection of information is estimated to average 20 minutes per response, including the time for reviewing instructions, searching existing data sources, gathering and maintaining the data needed, and completing and reviewing the collection of information. An agency may not conduct or sponsor, and a person is not required to respond to a collection of information unless it displays a currently valid OMB control number. Send comments regarding this burden estimate or any other aspect of this collection of information, including suggestions for reducing this burden to CDC/ATSDR Reports Clearance Officer, 1600 Clifton Road NE, MS D-74, Atlanta, GA 30333, ATTN: PRA (0920-1016).

Next ▶

Powered by DatStat

Survey

PSE Change Network Survey

3%

Please select your name and organization/program/department from the list:

- MIORG1
- MIORG2
- MIORG3
- MIORG4
- MIORG5
- MIORG6
- MIORG7
- MIORG8
- MIORG9
- MIORG10
- MIORG11
- MIORG12
- MIORG13
- MIORG14
- MIORG15
- MIORG16
- MIORG17
- MIORG18
- MIORG19
- MIORG20

◀ Previous Next ▶

Powered by DatStat

http://surveystest51.cphre.b Survey

PSE Change Network Survey

▶ What is your job title?

▶ How long have you been in this position (in months)?

[◀ Previous](#) [Next ▶](#)

Powered by DatStat

Survey

PSE Change Network Survey

13%

Please indicate what you or your organization contributes, or can potentially contribute, to the PSE change efforts in your state or tribe (Select as many as apply)

- Funding
- In-Kind resources (e.g. Meeting Space)
- Paid staff
- Volunteers and/or volunteer staff
- Data resources including data sets, collection & analysis
- Information / feedback
- Specific health expertise
- Expertise in PSE change strategies
- Expertise other than health or PSE change
- Connections with community allies
- Connection with community decision makers
- Fiscal management (e.g. acting as fiscal agent)
- Facilitation / leadership
- Communication / use of media to convey public health benefits of PSE change
- IT / web resources (e.g. server space, web site development, social media)

◀ Previous Next ▶

Powered by DatStat

Browser window showing a survey titled "PSE Change Network Survey". The URL is <http://survestest51.cphre.b>. The survey question is: "What is the most important contribution to PSE Change efforts made by you or your organization? (Select one)". The options are:

- Funding
- In-Kind resources (e.g., meeting space)
- Paid staff
- Volunteers and/or volunteer staff
- Data resources including data sets, collection & analysis
- Information / feedback
- Specific health expertise
- Expertise in PSE change strategies
- Expertise other than health or PSE change
- Connections with community allies
- Connection with community decision makers
- Fiscal management (e.g. acting as fiscal agent)
- Facilitation / leadership
- Communication / use of media to convey public health benefits of PSE change
- IT / web resources (e.g. server space, web site development, social media)

Navigation buttons: Previous, Next. Powered by DatStat.

Browser address bar: <http://surveytest51.cphre.b> Survey

PSE Change Network Survey

20%

▶ What are the expected outcomes of PSE change efforts in your state or tribe?
(Select as many as apply)

- Improved communication / use of media
- Public awareness
- Community support
- Decision maker's understanding of the issue
- Public policy changes
- Health care system changes
- Improved health outcomes
- Community environmental changes
- Reduction of health disparities

▶ Which single outcome of PSE change efforts is most important?
(Select one)

- Improved communication / use of media
- Public awareness
- Community support
- Decision maker's understanding of the issue
- Public policy changes
- Health care system changes
- Improved health outcomes
- Community environmental changes
- Reduction of health disparities

◀ Previous Next ▶

Powered by DatStat

Survey

PSE Change Network Survey

24%

▶ How successful have PSE change efforts been in your state or tribe? Success could include conducting a PSE assessment, formulating PSE change proposals, developing strong partner networks, educating decision makers, as well as achieving PSE changes or health impacts. (Select one)

- Not Successful
- Somewhat Successful
- Successful
- Very Successful
- Completely Successful

▶ What aspects of partner collaboration contribute to this success? (Select as many as apply)

- Bringing together diverse stakeholders
- Meeting regularly
- Exchanging information/knowledge
- Sharing resources
- Shared learning/technical assistance
- Informal relationships created
- Collective decision-making
- Having a sense of shared mission, goals

◀ Previous Next ▶

Powered by DatStat

Browser address bar: <http://surveystest51.cphre.b> Survey

PSE Change Network Survey

29%

▶ In your opinion, do you have the right mix of groups, organizations, and/or schools to implement PSE change initiatives in your state or tribe?
(Select one)

- No
- Yes
- Don't Know

◀ Previous Next ▶

Powered by DatStat

http://surveystest51.cphre.b Survey

PSE Change Network Survey

30%

For the next series of statements, please indicate your level of agreement or disagreement:

▶ There is a common sense of **mission** among those working to achieve PSE changes.
(Select one)

- Strongly Disagree
- Disagree
- Agree
- Strongly Agree
- Don't Know

◀ Previous Next ▶

Powered by DatStat

http://survestest51.cphre.b Survey

PSE Change Network Survey

25%

▶ There is **general agreement** among those who are working on the initiatives as to which PSE changes should be prioritized
(Select one)

- Strongly Disagree
- Disagree
- Agree
- Strongly Agree
- Don't Know

◀ Previous Next ▶

Powered by DatStat

Survey

PSE Change Network Survey

38%

▶ There is general agreement on which **strategies** should be used to pursue PSE change.
(Select one)

- Strongly Disagree
- Disagree
- Agree
- Strongly Agree
- Don't Know

◀ Previous Next ▶

Powered by DatStat

Browser address bar: <http://survestest51.cphre.b> Survey

PSE Change Network Survey

Progress bar: 41%

I can talk **openly and honestly** at meetings where PSE change initiatives are discussed.
(Select one)

- Strongly Disagree
- Disagree
- Agree
- Strongly Agree
- Don't Know

Navigation: [◀ Previous](#) [Next ▶](#)

Powered by DatStat

Browser address bar: <http://surveystest51.cphre.b> Survey

PSE Change Network Survey

Progress bar: 100%

▶ I feel that I have a **voice in decision-making** when PSE change initiatives are discussed.
(Select one)

- Strongly Disagree
- Disagree
- Agree
- Strongly Agree
- Don't Know

◀ Previous Next ▶

Powered by DatStat

http://survestest51.cphre.b Survey

PSE Change Network Survey

47%

▶ Which statement best describes the governance structure of your PSE Change network?
(Select one)

- There is a lead organization that manages the network and takes care of administrative tasks
- All participants contribute to the management and leadership of the network—no formal administrative entity
- The network has a distinct administrative entity established to manage the network, with a hired manager
- Other
- I'm not sure

◀ Previous Next ▶

Powered by DatStat

http://surveystest51.cphre.b Survey

PSE Change Network Survey

20%

▶ What are the main strategies used to **resolve conflicts** that occur when PSE change initiatives are discussed?
(Select two only)

- Open debate about opposing viewpoints
- Postponing or avoiding discussions of controversial issues
- Having a third party mediate between those with opposing viewpoints
- Having the opposing parties negotiate directly with each other
- One party to the conflict gives in
- Don't Know

◀ Previous Next ▶

Powered by DatStat

Survey

PSE Change Network Survey

53%

▶ From your perspective, or that of your organization, how much do the benefits of working on PSE change initiatives outweigh the costs at this point?
(Select one)

- The costs outweigh the benefits
- The benefits are roughly equal to the costs
- The benefits outweigh the costs
- Don't Know

◀ Previous Next ▶

Powered by DatStat

Survey

PSE Change Network Survey

▶ From the list below, select the individuals with which you have an established relationship (either formal or informal). You will be asked a set of questions about your relationship with each person you select, in the context of working together on PSE change initiatives.

- MIORG2
- MIORG3
- MIORG4
- MIORG5
- MIORG6
- MIORG7
- MIORG8
- MIORG9
- MIORG10
- MIORG11
- MIORG12
- MIORG13
- MIORG14
- MIORG15
- MIORG16
- MIORG17
- MIORG18
- MIORG19
- MIORG20

◀ Previous Next ▶

Powered by DatStat


Browser window showing a survey interface for "PSE Change Network Survey".

URL: <http://survestest51.cphre.b>

PSE Change Network Survey

Progress: 98%

Click the icon under the Enter Data column to answer questions about each individual in the table below.

Completed	Individual	Enter Data
	MIORG2	

Navigation: [Previous](#) [Submit](#)

Powered by DatStat

Survey

PSE Change Network Survey

38%

This set of questions refers to the following Individual: **MIORG2**

▶ Did participating in PSE change initiatives give you the chance to begin a working relationship with this partner?

No
 Yes

▶ How frequently does your organization work with this partner on issues related to PSE change initiatives?

Never
 Once a year or less
 About once a quarter
 About once a month
 Every week
 Every day

▶ In general, what **type of activities**¹ do you undertake with this partner?

None
 Coordinated Activities
 Cooperative Activities
 Collaborative Activities

¹**Coordinated Activities:** Exchanging information and altering program activities for mutual benefit and to achieve a common purpose.
Cooperative Activities: Exchanging information, altering activities and sharing resources for mutual benefit and to achieve a common purpose. Increased organizational commitment; may involve written agreements. Shared resources can involve human, financial and technical contributions.
Collaborative Activities: Exchanging information, altering activities, sharing resources and enhancing each other's capacity for mutual benefit and to achieve a common goal. Organizations and individuals are willing to learn from each other to become better at what they do. Organizations share risks, responsibilities and rewards.

Cancel Next ▶

Powered by DatStat

Survey

PSE Change Network Survey

66%

▶ How valuable is the **power and influence**² of this partner to achieving PSE change?

- Not at all
- A small amount
- A fair amount
- A great deal

▶ How valuable is this **partner's level of involvement**³ to achieving PSE change?

- Not at all
- A small amount
- A fair amount
- A great deal

▶ How valuable is the **resource contribution**⁴ made by this partner to achieving PSE change?

- Not at all
- A small amount
- A fair amount
- A great deal

²**Power/Influence:** The partner holds a prominent position in the state or tribe by being powerful, having influence, being a successful change agent, and showing leadership.

³**Level of Involvement:** The partner is strongly committed and active in the partnership and gets things done.

⁴**Contributing Resources:** The partner contributes funding, information, or other resources to the PSE change effort.

◀ Previous Next ▶

Powered by DatStat

Survey

PSE Change Network Survey

72%

▶ How **reliable** is this partner in terms of following through on commitments?

- Not at all
- A small amount
- A fair amount
- A great deal

▶ To what extent does this partner share a **common sense of mission** with others working on PSE change initiatives?

- Not at all
- A small amount
- A fair amount
- A great deal

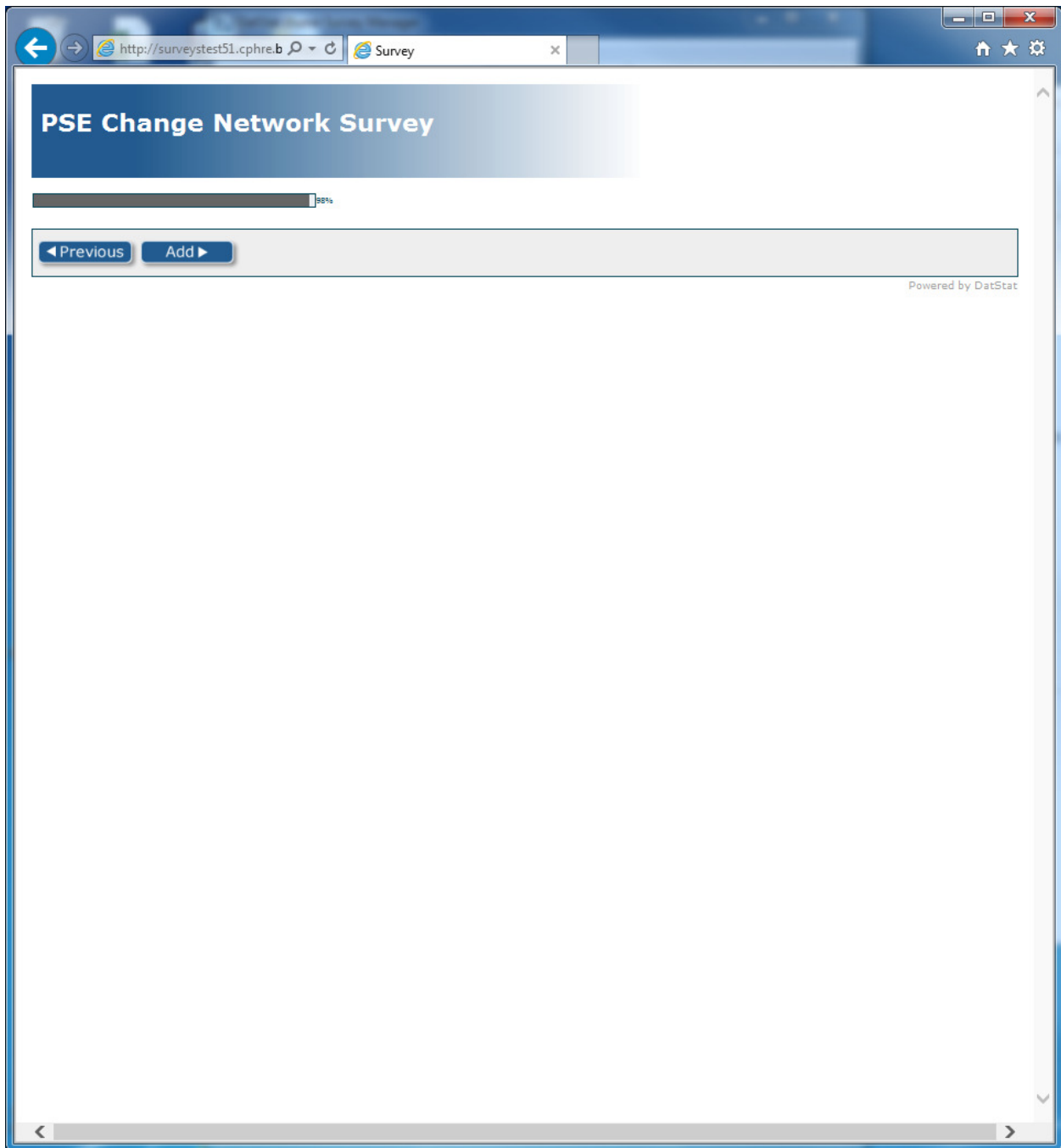
▶ How **open to discussion**⁵ is this partner?

- Not at all
- A small amount
- A fair amount
- A great deal

⁵**Open to Discussion:** *This partner is willing to engage in frank, open and civil discussion, especially when disagreement exists. They are willing to consider a variety of viewpoints and talk together (rather than at each other). You are able to communicate with this partner in an open, trusting manner.*

◀ Previous Next ▶

Powered by DatStat




Browser address bar: <http://survestest51.cphre.b> Survey

PSE Change Network Survey

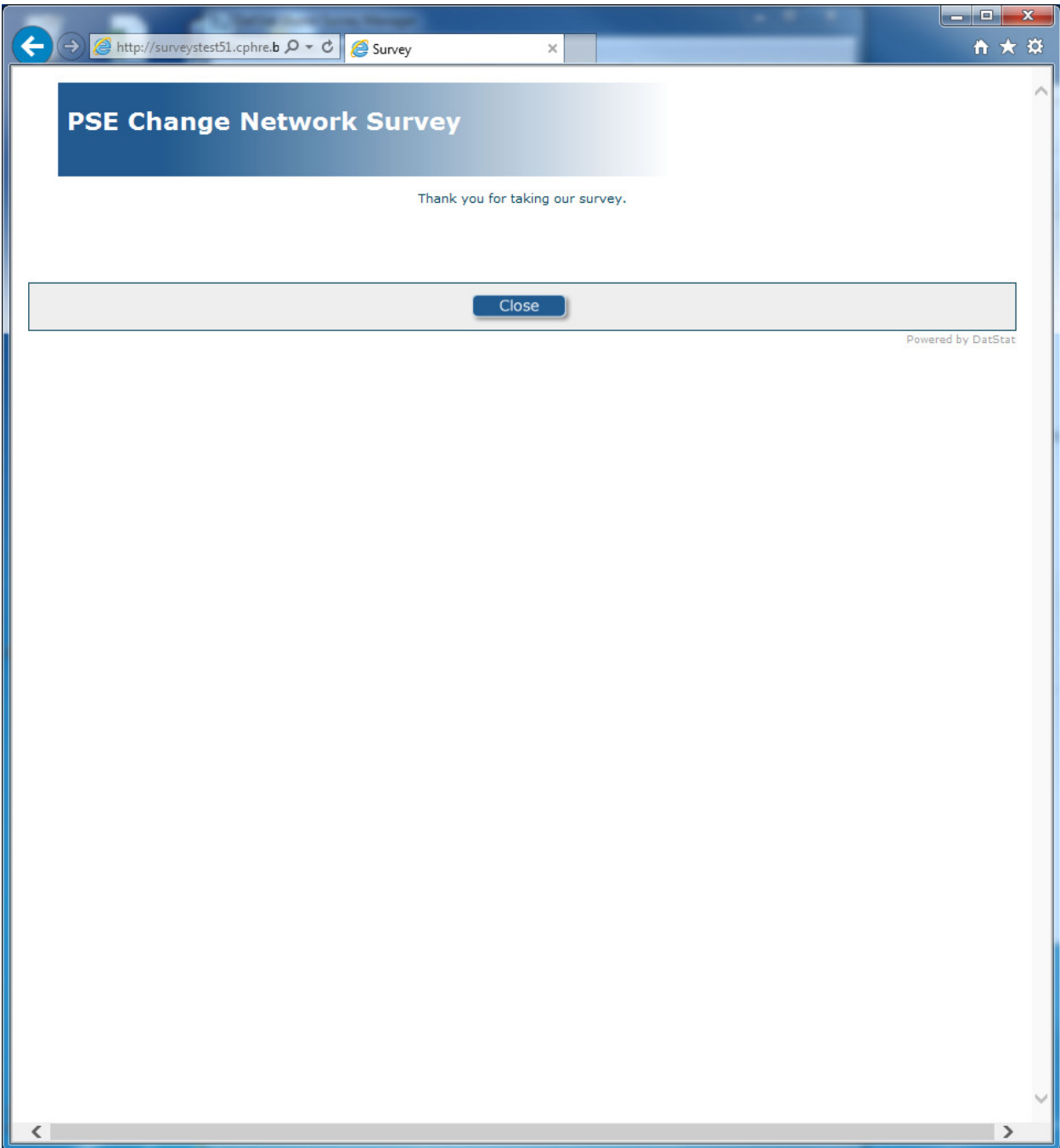
Progress: 98%

Click the icon under the Enter Data column to answer questions about each individual in the table below.

Completed	Individual	Enter Data
✓	MIORG2	

Navigation: [Previous](#) [Submit](#)

Powered by DatStat



PSE Change Network Survey

Thank you for taking our survey.

Close

Powered by DatStat