

Attachment E: NHAMCS Hospital Induction Questionnaire

START

Universe:

Text:

CENSUS CAPI SYSTEM

NATIONAL HOSPITAL AMBULATORY MEDICAL CARE SURVEY

DATE: (current date)

TIME: (time)

Earliest Induction Date: (earliest Induction date)
(Reference week)

Reporting Period:

CASE STATUS IS: (interview progress)

Press ALT-F9 to update Facility/facility contact information

Press ALT-F10 to update Department contact information

OMB No. 0920-0278; Expiration date 02/28/2018

Assurance of confidentiality - All information which would permit identification of an individual, a practice, or an establishment will be held confidential; will be used for statistical purposes only by NCHS staff, contractors, and agents only when required and with necessary controls; and will not be disclosed or released to other persons without the consent of the individual or establishment in accordance with section 308(d) of the Public Health Service Act (42 USC 242m) and the Confidential Information Protection and Statistical Efficiency Act (PL-107-347).

Notice - Public reporting burden for this collection of information is estimated to average 90 minutes per response, including time for reviewing instructions, searching existing data sources, gathering and maintaining the data needed, and completing and reviewing the collection of information. An agency may not conduct or sponsor, and a person is not required to respond to, a collection of information unless it displays a current valid OMB control number. Send comments regarding this burden estimate or any other aspect of this collection of information, including suggestions for reducing burden to: CDC/ATSDR Information Collection Review Office, 1600 Clifton Road, MS D-74, Atlanta, GA 30333, ATTN: PRA (0920-0278).

1. Continue
2. Noninterview (Unable to locate, refusal, etc.)
3. Quit

Skip Instructions: 1: IF LST_MARK = 3 goto RO_RESOLUTION
 ELSEIF LST_MARK = 4, 12 or 20 goto RO_PERMISS
 ELSEIF LST_MARK = 5 or 14 goto RO_MOVER
 ELSEIF LST_MARK = 16 goto RO_MERGSEP
 ELSEIF LST_MARK = 18 AND (Current date before
 STARTBYDATE) goto TOEARLY_INDUCTION
 ELSEIF LST_MARK = 17, 18, 19 or 21 goto BlkInduct
 ELSEIF LST_MARK = 22 goto BlkF9_DEPT
 ELSE goto BIKTELSR

2: IF LST_MARK = 3 goto RO_RESOLUTION
 ELSEIF LST_MARK = 4, 12 or 20 goto RO_PERMISS
 ELSEIF LST_MARK = 5 or 14 goto RO_MOVER
 ELSEIF LST_MARK = 16 goto RO_MERGSEP
 ELSE goto NONINT_TYPE

3: Exit instrument

NONINT_TYPE

Universe: (START = 2 AND LST_MARK = EMPTY, 2, 6-11, 13, 15, 17-19, 21 or 22)
 OR (RO_RESOLUTION = 2) OR (RO_MOVER = 2) OR
 (RO_PERMISS = 3) OR (RO_MERGSEP = 3)

Text: ♦ [Enter the type of noninterview](#)

1. Unable to locate - await guidance
2. Name/address changed - await guidance
3. Closed - temporary
4. Closed - permanent
5. Permission needed before continuing interview
6. Potential Refusal - followup required
7. Refused (TRANSMIT)

Skip Instructions: 1: IF LST_MARK >= 11 then goto NONINT_CK
 ELSE goto NONINT_NAME

2-7: Goto NONINT_NAME

INTRO_SCR

Universe: (HELLO = 1 OR NEW_CONTACT = 2 OR SCREENER_PV = 1) AND
 (LST_MARK < 11)

Text: ? [\[F1\]](#)

Hello,

This is ... from the U.S. Census Bureau. I'm calling for the Centers for Disease Control and Prevention concerning their study of hospital outpatient and emergency departments and hospital-based ambulatory surgery locations. You should have received a letter from Charles J. Rothwell, the Director of the National Center for Health Statistics, describing the study. You've probably also received a letter from the U.S. Census Bureau, which is collecting the data for this study.

Did you receive the letter(s)?

- ♦ [If "No" or "DK", offer to send or deliver another copy.](#)

1. Yes
2. No
3. Don't know

Skip Instructions: Goto INTROB

INTRO_SCR_PT

Universe: (HELLO = 1 OR NEW_CONTACT = 2 OR SCREENER_PV = 1) AND (LST_MARK = 11-17)

Text: ? [F1]

Hello, this is from the U.S. Census Bureau.
If necessary, introduce survey

We completed part of the interview for the National Hospital Ambulatory Medical Care Survey and would like to finish it now.

1. Enter 1 to Continue

Skip Instructions: Goto INTROB

INTROB

Universe: INTRO_SCR = 1-3, DK OR INTRO_SCR_PT = 1

Text: ♦ Is respondent ready to complete the interview?

1. Continue
2. Inconvenient time
3. Other Outcome - Exit Case

Skip Instructions: 1: IF LST_MARK = 11-17 goto INTRO_RESUME
ELSE exit block and goto END_FRONT

2: Exit block and goto BlkBack.callbacknotes

3: Exit instrument

INTRO_RESUME

Universe: (INTROB = 1) AND LST_MARK = 11-17

Text: **Some of the questions have already been answered
Let me see where we should begin.**

- ♦ Press 1 to continue. Once on the (NAMECHEK / INTRO_AB) screen, press END to move to the next unanswered item.

1. Enter 1 to Continue

Skip Instructions: Exit block and BlkScreener

DIAL

Universe:

Text: ♦ Dial number: (Try all numbers before selecting options 2 or 3)

Administrator's: (Administrator's Name)

Phone 1: (Administrator's phone number)

Phone 2: (Administrator's 2nd phone number)

Phone 3: (Administrator's 3rd phone number)

Phone 4: (Administrator's 4th phone number)

Facility Phone: (Facility phone number)

Alt Contact: (Contact 1's Name)

(Alternate Contact's Phone number)

(Alternate Contact's 2nd phone number)

2nd Alt Contact: (Contact 2's name)

(2nd Alternate Contact's Phone number)

(2nd Alternate Contact's 2nd phone number)

1. Someone Answers
2. ALL phone numbers Bad/Need new number
3. No Answer/problem
4. Personal visit for Screener

Skip Instructions: 1: Goto HELLO
2,3: Goto NOGOOD_PHN
4: Goto INDAPPT_PV

NOGOOD_PHN

Universe: DIAL = 2 or 3

Text: ♦ (No good phones/No one answered)

1. Enter 1 to Continue

Skip Instructions: Exit Instrument

HELLO

Universe: DIAL = 1

Text: **Hello. This is from the U.S. Census Bureau.**
May I speak to [Read appropriate name?](#)

[Contacts](#)

(Administrator's Name)

(Contact 1's Name)

(Contact 2's name)

If call is transferred, repeat this screen when phone is answered

1. Correct person, Correct person called to the phone, or call is transferred to correct person
2. Unknown/no longer there
3. Reached on a different number
4. Not available now, not at desk, etc.
5. On vacation or otherwise temporarily away from work
6. Other outcome or problem interviewing respondent

Skip Instructions: 1: Goto INTRO_APPT
 2: Goto KNOWL_RESP
 3: Goto REACHED_ON
 4,5: Goto TRY_BACK
 6: Exit Instrument

TRY_BACK

Universe: HELLO = 4 or 5

Text: ♦ Do you want to callback later to try and speak to contact person or do you want to continue with a new/different respondent?

REPORTING PERIOD: (Reporting period begin date) - (Reporting period end date)

1. Callback later
2. Continue with new/different respondent

Skip Instructions: 1: Exit Instrument
 2: Goto NEW_CONTACT

KNOWL_RESP

Universe: HELLO = 2

Text: **Perhaps you can help me. I am calling on behalf of the National Center for Health Statistics. May I speak to someone who can answer questions about this hospital?**

1. Person you are speaking with can help
2. Someone else can help

Skip Instructions: Goto NEW_CONTACT

NEW_CONTACT

Universe: (KNOWL_RESP = 1 or 2) OR (TRY_BACK = 2)

Text: ♦ Enter 1 to record a new contact information

If necessary, explain survey to new respondent

1. New contact
2. Continue interview

Skip Instructions: 1: Bring up manipula dialogue box

2: Goto INTRO_APPT

REACHED_ON

Universe: HELLO = 3

Text: **What phone number should I use to reach (him/her)?**

- ◆ Press ALT-F9 To update Phone number(s)
(When done updating phone(s), enter 1 to continue)

1. Enter 1 to Continue

Skip Instructions: Goto TRANSFER

TRANSFER

Universe: REACHED_ON = 1

Text: **Can you transfer me?**

1. Yes
2. No

Skip Instructions: 1: Go back to HELLO
2: Exit block and goto EXIT_THANK

INDAPPT_PV

Universe: DIAL = 4

Text: ◆ **DO NOT READ AS WORDED BELOW**

o Identify yourself - show I.D.

o Ask to speak to:

Contacts
(Administrator's Name)
(Contact 1's Name)
(Contact 2's name)

(Press ALT-F9 to update Administrator/Alternate contact information)

o Introduce survey if necessary

1. Enter 1 to Continue

Skip Instructions: 1: Goto INTRO_APPT

INTRO_APPT

Universe: (HELLO = 1 OR NEW_CONTACT = 2 OR SCREENER_PV = 1)

Text: ? [F1]

Hello,

This is ... from the U.S. Census Bureau.

I'm (calling/visiting) to let you know that this hospital will be included in our study.

I would like to arrange to meet with you so that I can better present the details of the study.

Is there a convenient time within the next week or so that I could meet with you or your representative?

◆ Enter 999 to start the induction interview

NAMECHEK

Universe: LETTER = 2 or 3

Text: **Let me verify that I have the correct name and address for your hospital.
Is the correct name (facility name)?**

1. Yes
2. No

Skip Instructions: 1: Goto ADDCHEK
2: Goto HSP_NAME

HSP_NAME

Universe: NAMECHEK = 2

Text: **What is your hospital's name?**

◆ Enter 1 to update the hospitals name

1. Enter 1 to update information
2. Continue

Skip Instructions: 1: Bring up Manipula dialogue box
2: Goto ADDCHEK

ADDCHEK

Universe: LETTER = 2 or 3

Text: **Is your hospital located at
(Facility Address)**

1. Yes
2. No

Skip Instructions: 1: Goto MAILADD
2: Goto HSP_ADDRESS

HSP_ADDRESS

Universe: ADDCHECK = 2

Text: **What is the correct address?**

◆ Enter 1 to update the hospitals address

1. Enter 1 to update information
2. Continue

Skip Instructions: 1: Bring up Manipula dialogue box
2: Goto MAILADD

MAILADD

Universe: LETTER = 2 or 3

Text: **Is this also the mailing address?**

(Facility Address)

1. Yes
2. No

Skip Instructions: 1: Goto INTRO_AB
2: MHSP_STRET

MHSP_STRET

Universe: MAILADD = 2

Text: **What is the correct mailing address?**

◆ Enter the number and street or press enter if same

Skip Instructions: Goto MHSP_STRET2

MHSP_STRET2

Universe: MAILADD = 2

Text: What is the correct mailing address?

◆ Enter the second line of address or press enter if same/none

Skip Instructions: Goto MHSP_CITY

MHSP_CITY

Universe: MAILADD = 2

Text: What is the correct mailing address?

- ◆ Enter city or press enter if same

Skip Instructions: Goto MHSP_ST

MHSP_ST

Universe: MAILADD = 2

Text: What is the correct mailing address?

- ◆ Enter state or press enter if same

Skip Instructions: Goto MHSP_ZIP

MHSP_ZIP

Universe: MAILADD = 2

Text: What is the correct mailing address?

- ◆ Enter zipcode or press enter if same

Skip Instructions: Goto INTRO_AB

LICHOSP

Universe:

Text: **Is this facility a licensed hospital?**

1. Yes
2. No

Skip Instructions: 1: Goto OWN101
2: Goto ELIGREQ

OWN101

Universe: LICHOSP = 1

Text: **?[F1]**

Is this hospital nonprofit, government, or proprietary?

- ◆ Read answer categories out loud

1. Nonprofit (includes church-related, nonprofit corporation, other nonprofit ownership)
2. State or local government (includes state, county, city, city-county, hospital district or authority)
3. Proprietary (includes individually or privately owned, partnership or corporation)

Skip Instructions: Goto OWNHCC

OWNHCC

Universe: LICHOSP = 1

Text: [?\[F1\]](#)

Is this hospital owned, operated, or managed by a health care corporation that owns multiple health care facilities (e.g., HCA or Health South)?

1. Yes
2. No
3. Unknown

Skip Instructions: Goto TEACHOSP

TEACHOSP

Universe: LICHOSP = 1

Text: [?\[F1\]](#)

Is this a teaching hospital?

1. Yes
2. No

Skip Instructions: Goto MERGER

MERGER

Universe: LICHOSP = 1

Text: [? \[F1\]](#)

Did this hospital either merge or separate from any OTHER hospital in the past 2 years?

1. Merged or separated
2. No
3. Unknown

Skip Instructions: 1: Goto MERSEP
2,3: Goto ESA24

MERSEP

Universe: MERGER = 1

Text: **Was this a merger or a separation?**

Skip Instructions: Goto MERGMEDR

MERGMEDR

Universe: MERGER = 1

Text: **Does YOUR hospital have its own medical records department that is separate from that of the OTHER hospital?**

1. Yes

2. No
3. Unknown

Skip Instructions: Goto OTHNAME

OTHNAME

Universe: MERGER = 1

Text: **What is the name and address of this OTHER hospital?**

◆ [Enter name](#)

Skip Instructions: Goto OTHSTRET

OTHSTRET

Universe: MERGER = 1

Text: What is the name and address of this OTHER hospital?

◆ [Enter number and street](#)

Skip Instructions: Goto OTHSTRET2

OTHSTRET2

Universe: MERGER = 1

Text: What is the name and address of this OTHER hospital?

◆ [Enter the second line of address or press enter if same/none](#)

Skip Instructions: Goto OTHCITY

OTHCITY

Universe: MERGER = 1

Text: What is the name and address of the OTHER hospital?

◆ [Enter city](#)

Skip Instructions: Goto OTHSTATE

OTHSTATE

Universe: MERGER = 1

Text: What is the name and address of this OTHER hospital?

◆ [Enter state](#)

Skip Instructions: Goto OTHZIP

OTHZIP

Universe: MERGER = 1

Text: What is the name and address of this OTHER hospital?

◆ [Enter zip code](#)

Skip Instructions: Goto ESA24

ESA24

Universe: LICHOSP = 1

Text: [?\[F1\]](#)

Does this hospital provide emergency services that are staffed 24 HOURS each day either here at this hospital or elsewhere?

1. Yes
2. No

Skip Instructions: 1: Go to TRAUMA
2: GO to ESANOT24

ESANOT24

Universe: ESA24 = 2

Text: [?\[F1\]](#)

Does this hospital operate any emergency service areas that are not staffed 24 HOURS each day?

1. Yes
2. No

Skip Instructions: Goto OOOPD

TRAUMA

Universe: ESA24 = 1

Text: [?\[F1\]](#) [\[A\]](#)

What is the trauma level rating of this hospital?

1. Level I
2. Level II
3. Level III
4. Level IV
5. Level V
6. Other/unknown
7. None

Skip Instructions: Goto OOOPD

OOOPD

Universe: (ESANOT24 = 1 or 2) OR (TRAUMA ne empty)

Text: [?\[F1\]](#)

Does this hospital operate an organized outpatient department either at this hospital or elsewhere?

1. Yes
2. No

Skip Instructions: 1: Goto PHYSSERV
2: Goto AMBSURG

PHYSSERV

Universe: OOOPD = 1

Text: **Does this OPD include physician services?**

1. Yes
2. No

Skip Instructions: Goto AMBSURG

AMBSURG

Universe: LICHOSP = 1 AND 2540.QTYPE = EMPTY

Text: [?\[F1\]](#)

Ambulatory surgery locations include a general or main operating room, dedicated ambulatory surgery room, satellite operating room, cystoscopy room, endoscopy room, cardiac catheterization lab, laser procedures room, or a pain block room.

Does this hospital have locations that perform ambulatory surgery?

1. Yes
2. No

Skip Instructions: Goto ELIGREQ

ELIGREQ

Universe:

Text: **** Not displayed ****

Skip Instructions: 1-3,6-9: Goto STUDY_DESC
4: Goto THANK_B1
5: Goto THANK_B2

STUDY_DESC

Universe: ELIGREQ = 1-3 or 6-9

Text: **Thank you.**

◆ Explain the following ONLY if this is a new hospital. Provide the administrator or other hospital representative with a brief description of the study.

Cover the following points -

Now I would like to provide you with further information on the study.

(1) NHAMCS is the only source of national data on health care provided in hospital emergency and outpatient departments and ambulatory surgery locations.

(2) NHAMCS is endorsed by the:
American College of Emergency Physicians
Emergency Nurses Association
Society for Academic Emergency Medicine
American College of Osteopathic Emergency Physicians
Federation of American Hospitals
Ambulatory Surgery Center Association
American College of Surgeons
American Health Information Management Association
American Academy of Ophthalmology
Society for Ambulatory Anesthesia

(3) Nationwide sample of about 600 hospitals.

(4) Four-week data collection period

(5) Brief form completed for a sample of patient visits.

As one of the hospitals that has been selected for the study, your contribution will be of great value in producing reliable, national data on ambulatory care.

1. Enter 1 to Continue

Skip Instructions: IF MERGER = 2 or 3 goto INDUCTION_APPT
ELSE goto THANK_MERGSEP

INDUCTION_APPT

Universe: STUDY_DESC = 1 AND (MERGER = 2 or 3)

Text: **I would like to arrange to meet with you so that I can better present the details of the study.**

Is there a convenient time within the next week or so that I could meet with you or your representative?

◆ Record day, date and time of appointment.

◆ Enter 999 if the respondent wants to continue with the induction now.

Skip Instructions: 999: Exit block and goto BlkInduction
All other, goto SCREENER_THK

SCREENER_THK

Universe: INDUCTION_APPT ne 999
Text: **Thank you for your cooperation.
I am looking forward to our meeting.**

1. Enter 1 to Continue

Skip Instructions: Exit block and goto BlkBACK

SURGDAY

Universe: BlkScreener.ELIGREQ = 1, 6, 7 or 9
Text: **Now I would like to ask you a few more questions about your hospital.**

How many days in a week are inpatient elective surgeries scheduled?

- ◆ Enter CTRL-D if unknown

Skip Instructions: 1-7: Goto BEDCZAR

BEDCZAR

Universe: BlkScreener.ELIGREQ = 1, 6, 7 or 9
Text: [\[?\] F1](#)

Does your hospital have a bed coordinator, sometimes referred to as a bed czar?

1. Yes
2. No
3. Unknown

Skip Instructions: Goto BEDDATA

BEDDATA

Universe: BlkScreener.ELIGREQ = 1, 6, 7 or 9
Text: **How often are hospital bed census data available?**

- ◆ [Read answer categories.](#)

1. Instantaneously
2. Every 4 hours
3. Every 8 hours
4. Every 12 hours
5. Every 24 hours
6. Other
7. Unknown

Skip Instructions: Goto HLIST

HLIST

Universe: BlkScreener.ELIGREQ = 1, 6, 7 or 9

Text: **Does your hospital have hospitalists on staff?**

A hospitalist is a physician whose primary professional focus is the general care of hospitalized patients.

He/she may oversee ED patients being admitted to the hospital.

1. Yes
2. No
3. Unknown

Skip Instructions: 1: Goto HLISTED
2,3: Goto EMEDRES

HLISTED

Universe: HLIST = 1

Text: **Do the hospitalists on staff at your hospital admit patients from your ED?**

1. Yes
2. No
3. Unknown

Skip Instructions: Goto EMEDRES

EMEDRES

Universe: BlkScreener.ELIGREQ = 1, 6, 7 or 9

Text: **Does this hospital have an emergency medicine residence program?**

1. Yes
2. No
3. Unknown

Skip Instructions: Go to PERMPART

PERMPART

Universe: (MUINC = 2,3,4) OR (MUSTAGE2 = 1-4, DK)

Text: **As I mentioned earlier, I would like to discuss the plan for conducting the study. This hospital has been assigned to a 4-week data collection period beginning on Monday, (Reporting period begin date).**

First, I would like to discuss the steps needed to obtain approval for the study.

Are there any additional steps needed to obtain permission for the hospital to participate in the study?

1. Yes
2. No

Skip Instructions: 1: Goto PERMPARTSPEC
2: Goto VSREPPER

PERMPARTSPEC

Universe: PERMPART = 1

Text: ♦ Specify the necessary steps needed to obtain permission for the hospital to participate in the study

Include the name, address, phone and title of the person(s) who can grant approval

Skip Instructions: Goto PERM_THANK

PERM_THANK

Universe: PERMPART = 1

Text: **Thank you for your help.**

1. Enter 1 to Continue

Skip Instructions: Goto RO_PERMISSION

RO_PERMISSION

Universe: PERMPART = 1

Text: ♦ Call the Regional Office to inform them of the additional steps needed to obtain permission

1. Enter 1 to Continue

Skip Instructions: Exit block and goto BlkBack

VSREPPER

Universe: PERMPART = 2 OR [(BlkFront.BlkInduct.INTRO_IND = 1 or BlkFront.BlkInduct.INTROB = 1) and BlkFront.RO_PERMISS = 1]

Text: **Now I would like to make arrangements to obtain the information needed for sampling.**

I will need to (know/verify) how your (emergency department and/or outpatient department and/or ambulatory surgery location) (is/are) organized and obtain an estimate of the number of patient visits expected during the 4-week reporting period. Would you prefer I (get/verify) this information from you or someone else?

1. Respondent
2. Someone else

Skip Instructions: 1: Exit block and goto BlkF9_DEPT
2: Goto CINFO

CINFO

Universe: VSREPPER = 2

Text: **What is the name of the person with whom I should speak?**

- ◆ Enter 1 to enter/update hospital contact information
- Enter 2 to enter/update department contact information

1. Hospital level contact
2. Department contact
3. Continue interview

Skip Instructions: 1: Bring up manipula dialogue box

2: Bring up department contacts manipula dialogue box

3: Goto THANK_RESP

THANK_RESP

Universe: VSREPPER = 2

Text: ◆ Thank current respondent for his/her time and cooperation

1. Enter 1 to Continue

Skip Instructions: Exit block and goto BIKF9_DEPT

CONTACT_DEPT

Universe:

Text: ◆ (All eligible departments are complete. Enter 9 to wrap up the case./All eligible departments are complete or refusals. Press F10 if you plan to fol

Department Status

ED (Elig /Partial /Elig (refusal) / Partial (refusal) / Cmplt / Inelig/DK-Followup - AUs created/DK-Followup - AUs NOT created/Complete - AUs NOT create ((Dk Follow-up)/)

OPD (Elig /Partial /Elig (refusal) / Partial (refusal) / Cmplt / Inelig) ((Dk Follow-up)/)

ASL (Elig /Partial /Elig (refusal) / Partial (refusal) / Cmplt / Inelig) ((Dk Follow-up)/)

1. ED
2. OPD
3. ASL
4. Department refusal
5. Department callback
9. Induction Interview Complete - Wrap up case

Skip Instructions: 1: IF EDSTATUS = 6 goto CK_STATUS
ELSE goto BlkED_DEPT

2: IF OPDSTATUS = 6 goto CK_STATUS
ELSE goto BlkOPD_DEPT

3: IF ASCSTATUS = 6 goto CK_STATUS
ELSE goto BlkASL_DEPT

4,5: Goto WHICH_DEPT

9. IF (ASCSTATUS = 1 or 3) OR (EDSTATUS = 1 or 3) OR
(OPDSTATUS = 1 or 3) goto CK_STATUS3
ELSE exit block and goto BlkBack

WHICH_DEPT

Universe: CONTACT_DEPT = 4 or 5

Text: ♦ Which department (is refusing/are you setting a callback for)?

1. ED
2. OPD
3. ASL

Skip Instructions: 1: IF EDSTATUS = 6 goto CK_STATUS2
ELSEIF CONTACT_DEPT = 4 goto DEPT_REFUSAL
ELSE goto DEPT_CALLBACK

2: IF OPDSTATUS = 6 goto CK_STATUS2
ELSEIF CONTACT_DEPT = 4 goto DEPT_REFUSAL
ELSE goto DEPT_CALLBACK

3: IF ASCSTATUS = 6 goto CK_STATUS2
ELSEIF CONTACT_DEPT = 4 goto DEPT_REFUSAL
ELSE goto DEPT_CALLBACK

DEPT_CALLBACK

Universe: CONTACT_DEPT = 5

Text: ♦ Enter callback information for the (ED/OPD/ASC)

Skip Instructions: Go back to CONTACT_DEPT

DEPT_REFUSAL

Universe: CONTACT_DEPT = 4

Text: ♦ The (ED/OPD/ASC) has been changed to a refusal

1. Enter 1 to Continue

Skip Instructions: Go back to CONTACT_DEPT

ASCSTATUS

Universe:

Text: ** NOT DISPLAYED **

EDSTATUS

Universe:

Text: **** NOT DISPLAYED ****

OPDSTATUS

Universe:

Text: **** NOT DISPLAYED ****

ESA_NUM

Universe:

Text: **** Show only ****

Skip Instructions:

DEL_ESA

Universe:

Text: **(Does (ESA name) still exist and is it still operational?)**

◆ (Enter 97 to delete this ESA / If No, Enter 97 to delete If Yes, Press END to move to number of visits)

Skip Instructions: 97: Goto DEL_ESA/ESA_NAME, as appropriate, for the next row

ESA_NAME

Universe: DEL_ESA ne 97

Text: **[F1]**

(What is the name of the (first/next) emergency service area? /Are there any other emergency service areas?)

◆ Enter 999 for no more

Skip Instructions: 999: Exit block
All others, Goto ESA_TYPE

ESA_TYPE

Universe: TblESA_NAME.DEL_ESA ne 97 and ESA_NAME ne 999

Text: **[F1]**

What type of ESA is (ESA name)?

1. General
2. Adult
3. Pediatric
4. Urgent care/Fast track
5. Psychiatric
6. Other

Skip Instructions: Goto ESA_EVISITS

ESA_EVISITS

Universe: ESA_NAME ne 999 and TblESA_NAME.DEL_ESA ne 97

Text: **[F1]**

What is the expected number of visits from (Reporting period begin date) to (Reporting period end date) for (ESA name)?

Skip Instructions: Goto ESA_NAME for the next row

I_ESA

Universe:

Text: **ESA was in sample in previous year (** NOT DISPLAYED **)**

Skip Instructions:

I_ESA_VISITS

Universe:

Text: **ESA's estimated visits in previous year (** NOT DISPLAYED **)**

Skip Instructions:

ESA_EVISITS_TOTAL

Universe:

Text: **Total number of estimated visits (** NOT DISPLAYED **)**

Skip Instructions:

TOTVSED

Universe:

Text: **Is the total number of expected ED visits during the reporting period between <EDMIN> and <EDMAX>? (** NOT DISPLAYED **)**

Skip Instructions: IF TOTVSED = 2 goto TWICELY
ELSEIF TOTVSED = 3 goto HALFLY
ELSE goto EBILLRECE

TWICELY

Universe: TOTVSED = 2

Text: [?\[F1\]](#)

- ◆ [Is the number of expected visits to any of the ESAs more than twice the number on the previous sampling plan?](#)

$$\frac{\text{ESA Visits}}{\text{ESA NAME Current visits}} \frac{\text{Visits Previous}}{\text{Previous visits}}$$

1. Yes
2. No

Skip Instructions: 1: Goto TWICELY_SP
2: Goto EBILLRECE

TWICELY_SPEC

Universe: TWICELY = 1

Text: ◆ [Specify why visits have increased this year or were too low the last time the ED participated](#)

Skip Instructions: Goto EBILLRECE

HALFLY

Universe: TOTVSED = 3

Text: ?[F1]

- ◆ Is the number of expected visits to any of the ESAs less than half of the number of visits on the previous sampling plan?

ESA Visits Visits Previous
(ESA NAME Current visits Previous visits)

1. Yes
2. No

Skip Instructions: 1: Goto HALFLYSP
2: Goto EBILLRECE

HALFLYSPEC

Universe: HALFLY = 1

Text: ◆ Specify why visits have decreased this year or were too high the last time the ED participated

Skip Instructions: Goto EBILLRECE

ED_EMR

Universe: If ed_emr = 1 then block emr for Ed

Text: ◆ Enter 1 to complete the EMR questions
Or-
Enter 2 to skip EMR questions and complete later

Skip Instructions: 1) if 1 then emr block
2) Go to blkaddress

EBILLRECE

Universe:

Text: **Now I would like to ask you some questions about your ED.**

- ◆ If ESAs within the ED vary with respect to their use of the EHR/EMR systems, then ask these questions of the ESA with the largest number of expected visits during the reporting period.

Does your ED submit any CLAIMS electronically (electronic billing)?

1. Yes
2. No
3. Unknown

Skip Instructions: Goto EMEDRECE

EMEDRECE

Universe:

Text:

Does your ED use an electronic HEALTH record (EHR) or electronic MEDICAL record (EMR) system? Do not include billing record systems.

◆ [Read answer categories](#)

1. Yes, all electronic
2. Yes, part paper and part electronic
3. No
4. Unknown

Skip Instructions: 1,2: Goto EHRINSYRE
3,4,DK,RF: Goto EHRINSE

EHRINSYRE

Universe: EMEDRECE = 1 or 2

Text: **In which year did your ED install the current EHR/EMR system?**

Skip Instructions: Go to HHSMUE

HHSMUE

Universe: EMEDRECE = 1 or 2

Text: [?\[F1\]](#)

Does your current system meet meaningful use criteria as defined by the Department of Health and Human Services?

Skip Instructions: Go to EHRNAME16

EHRNAME16

Universe: EMEDRECE = 1 or 2

Text: [B](#)

What is the name of your current EHR/EMR system?

1. Allscripts
2. Amazing Charts
3. athenahealth
4. Cerner
5. eClinicalWorks
6. e-MDs
7. Epic
8. GE/Centricity
9. Greenway Medical
10. McKesson / Practice Partner
11. NextGen
12. Practice Fusion
13. Sage/Vitera
14. Other - Specify

15. Unknown

Skip Instructions: 14: Goto EHRNAMOTHE
All others: Goto SECURCHCKE

EHRNAMOTHE

Universe: EHRNAME16 = 14
Text: ♦ Enter name of EHR/EMR system

Skip Instructions: Go to EHRINSE


EHRINSE

Universe:
Text: **Does your ED have plans for installing a new EHR/EMR system within the next 18 months?**

1. Yes
2. No
3. Maybe
4. Unknown

Skip Instructions: Go to EDEMOGE

TEDEMOGE

Universe:
Text:  C

Indicate whether your ED has each of the following computerized capabilities and how often these capabilities are used.

Recording patient history and demographic information?

1. Yes
2. No
3. Unknown

Skip Instructions: Go to EPROLSTE

EPROLSTE

Universe: EDEMOGE = 1-3, DK, RF
Text:  C

Indicate whether your ED has each of the following computerized capabilities and how often these capabilities are used.


Recording patient problem list?

1. Yes
2. No
3. Unknown

Skip Instructions: Go to EPNOTESE

EPNOTESE

Universe:

Text:  C

Indicate whether your ED has each of the following computerized capabilities and how often these capabilities are used.

Recording clinical notes?

1. Yes
2. No
3. Unknown

Skip Instructions: Goto EMEDALGE

EMEDALGE

Universe: EPNOTESE = 1-3, DK, RF

Text:  C


Recording patient's medications and allergies?

1. Yes
2. No
3. Unknown

Skip Instructions: Go to EMEDIDE

EMEDIDE

Universe: EMEDALGE = 1-3, DK, RF

Text:  C

Indicate whether your ED has each of the following computerized capabilities and how often these capabilities are used.


Reconciling lists of patient medications to identify the most accurate list?

1. Yes
2. No
3. Unknown

Skip Instructions: Go to EREMINDE

EREMINDE

Universe:

Text:  C

Indicate whether your ED has each of the following computerized capabilities and how often these capabilities are used.


Providing reminders for guideline-based interventions or screening tests?

1. Yes
2. No
3. Unknown

Skip Instructions: Go to ECPOEE

ECPOEE

Universe:

Text:  C

Indicate whether your ED has each of the following computerized capabilities and how often these capabilities are used.

Ordering prescriptions?

1. Yes
2. No
3. Unknown

Skip Instructions: 1: go to ESCRIPE
2, DK, RF: go to ECONTRSUBE

ESCRIPE

Universe: ECPOEE = 1

Text:  C


Indicate whether your ED has each of the following computerized capabilities and how often these capabilities are used.

Are prescriptions sent electronically to the pharmacy?

1. Yes
2. No
3. Unknown

Skip Instructions: 1-2,DK,RF: Goto EWARNE

EWARNE

Universe: ECPOEE = 1
ESCRIBE = 1-2, DK, RF
Text:  C

Indicate whether your ED has each of the following computerized capabilities and how often these capabilities are used.

Are warnings of drug interactions or contraindications provided?

1. Yes
2. No
3. Unknown

Skip Instructions: Goto ECONTRSUBE

ECONTRSUBE

Universe:
Text: **Do you prescribe controlled substances?**
1. Yes
2. No
3. Unknown


Skip Instructions: 1 go to ECONTRSUBSE
2-3 go to ECTOEE

ECONTRSUBSE

Universe:
Text: **Are prescriptions for controlled substances sent electronically to the pharmacy?**
1. Yes
2. No
3. Unknown

Skip Instructions: Go to ECTOEE

ECTOEE

Universe: EFORMULAE = 1-2, DK, RF
Text:  C

Indicate whether your ED has each of the following computerized capabilities and how often these capabilities are used.


Ordering lab tests?

1. Yes
2. No
3. Unknown

Skip Instructions: 1-2,DK,RF: Goto ERESULTE

ERESULTE

Universe: ECTOEE = 1-3,DK,RF

Text:  C

Indicate whether your ED has each of the following computerized capabilities and how often these capabilities are used.


Viewing lab results?

1. Yes
2. No
3. Unknown

Skip Instructions: 1-2,DK,RF: Goto ERADIE

ERADIE

Universe: ERESULTE = 1-2,DK,RF

Text:  C

Indicate whether your ED has each of the following computerized capabilities and how often these capabilities are used.


Ordering radiology tests?

1. Yes
2. No
3. Unknown

Skip Instructions: Go to EIMGRESE

EIMGRESE

Universe: ERADIE = 1-2,DK,RF

Text:  C

Indicate whether your ED has each of the following computerized capabilities and how often these capabilities are used.

Viewing imaging results?

1. Yes
2. No
3. Unknown

Skip Instructions: Go to EIDPTE

EIDPTE

Universe: EIMGRESE = 1-2,DK,RF

Text:  C

Indicate whether your ED has each of the following computerized capabilities and how often these capabilities are used.


Identifying patients due for preventive or follow-up care in order to send patients reminders?

1. Yes
2. No
3. Unknown

Skip Instructions: Go to EGENLISTE

EGENLISTE

Universe:

Text:  C

Indicate whether your ED has each of the following computerized capabilities and how often these capabilities are used.

Generating lists of patients with particular health conditions?

1. Yes
2. No
3. Unknown

Skip Instructions: Go to EIMMREGE

EDATAREPE

Universe:

Text:  C

Indicate whether your ED has each of the following computerized capabilities and how often these capabilities are used.


Providing data to create reports on clinical care measures for patients with specific chronic conditions (e.g., HbA1C for diabetes)

1. Yes
2. No
3. Unknown

Skip Instructions: Go to ESUME

ESUME

Universe:

Text:  C

Indicate whether your ED has each of the following computerized capabilities and how often these capabilities are used.


Providing patients with clinical summaries for each visit?

1. Yes
2. No
3. Unknown

Skip Instructions: Goto EMSGE

EMSGE

Universe:

Text:  C

Indicate whether your ED has each of the following computerized capabilities and how often these capabilities are used.

Exchanging secure messages with patients?

1. Yes
2. No
3. Unknown

Skip Instructions: Go to ESHAREE

ESHAREE

Universe:

Text: **The next questions are about sharing (either sending or receiving) patient health information.**

**Do you send or receive patient health information electronically?
Electronically does not include scanned or pdf documents from fax,
eFax, or mail.**

1. Yes
2. No
3. Unknown

Skip Instructions: 1: Goto ESHARESE
2,DK,RF: Goto EDISCHSRE

ESHARESE

Universe: ESHAREE = 1

Text:

Do you electronically send patient health information to another provider whose EHR system is different from your own?

◆ Read answer categories

Enter all that apply, separate with commas

1. Yes
2. No
3. Unknown

Skip Instructions: 1-2,DK,RF: Go to ESHARERE

ESHARERE

Universe: ESHAREE = 1
ESHARESE = 1-2,DK,RF

Text: **Do you electronically send patient health information to another provider whose EHR system is different from your own?**

◆ Read answer categories

Enter all that apply, separate with commas

1. Yes
2. No
3. Unknown

Skip Instructions: Go to EDISCHSRE

EDISCHSRE

Universe: ESHARERE = 1, 2, DK, RF

Text: **Do you electronically send or receive hospital discharge summaries to or from providers outside of your medical organization?**

Check all that apply.

1. Send electronically
2. Receive electronically
3. Do not send or receive

Skip Instructions: Go to EEDSRE

EEDSRE

Universe: EDISCHSRE = 1, 2, DK, RF

Text:  D

Do you electronically send or receive ED notifications to or from providers outside of your medical organization?

Check all that apply.

1. Send electronically
2. Receive electronically
3. Do not send or receive

Skip Instructions: Go to ESUMCSRE

ESUMCSRE

Universe: EEDSRE = 1, 2, DK, RF

Text: **Do you electronically send or receive summary of care records for transitions of care or referrals to or from providers outside of your medical organization?**

Check all that apply.

1. Send electronically
2. Receive electronically
3. Do not send or receive

Skip Instructions: 1-2, DK, RF go to PTONLINEE

PTONLINEE

Universe:

Text: **Can patients seen at the reporting location do the following online activities?**

Check all that apply.

1. View their medical record online
2. Download and transmit health information in the electronic medical record to their personal files
3. Request corrections to their electronic medical record

Skip Instructions: go to EDPRIM

EDPRIM

Universe: PTONLINEE: 1-3, DK, RF

Text: **When patients with identified primary care physicians arrive at the Emergency Department, how often do you electronically send notifications to the patients' primary care physicians?**

1. Always
2. Sometimes
3. Rarely
4. Never

5. Do not know

Skip Instructions:

EDINFO

Universe:

Text: **When patients arrive at the Emergency Department, are you able to query for patients' healthcare information (e.g. medications, allergies) electronically from outside sources?**

1. Yes
2. No
3. Don't know

Skip Instructions:

OBSUNITS

Universe:

Text: **Does your ED have an observation or clinical decision unit?**

1. Yes
2. No
3. Unknown

Skip Instructions: 1: Goto OBSSEP
2,3,DK,RF: Goto BOARD

OBSSEP

Universe: OBSUNITS = 1

Text: **Is this observation or clinical decision unit physically separate from the ED?**

1. Yes
2. No
3. Unknown

Skip Instructions:

OBSDECMD

Universe: OBSSEP

Text: **What type of physicians make decisions for patients in this observation or clinical decision unit?**

- ◆ Read all answer categories.
- ◆ [Enter all that apply, separate with commas](#)

1. ED physicians
2. Hospitalists
3. Other physicians

4. Unknown

Skip Instructions: IF (OBSDECMD[2] = 4) OR
[(OBSDECMD[1] = 4) and (OBSDECMD[2] = 1-3)]
goto CK_OBSDECMD

ELSE goto BOARD

BOARD

Universe: OBSDECMD or
OBSUNITS = 2,3,dk,rf

Text: ? [F1]

Are admitted ED patients ever "boarded" for more than 2 hours in the ED or the observation unit while waiting for an inpatient bed?

1. Yes
2. No
3. Unknown

Skip Instructions:

BOARDHOS

Universe:

Text: ? [F1]

Does your ED allow some admitted patients to move from the ED to inpatient corridors while awaiting a bed ("boarding") - sometimes called a "full capacity protocol?"

1. Yes
2. No
3. Unknown

Skip Instructions:

AMBDIV

Universe:

Text: **Did your ED go on ambulance diversion in TOTHRDIV_FILL?**

1. Yes
2. No
3. Unknown

Skip Instructions: 1: Goto TOTHRDIV
2,3,DK,RF: Goto NUMSTATX

TOTHRDIV

Universe: AMBDIV = 1

Text: **What is the total number of hours that your hospital's ED was on ambulance diversion in TOTHRDIV_FILL?**

◆ Enter CTRL-D if data not available

Skip Instructions:

REGDIV

Universe: AMBDIV = 1

Text: **Is ambulance diversion actively managed on a regional level versus each hospital adopting diversion if and when it chooses?**

1. Yes
2. No
3. Unknown

Skip Instructions:

ADMDIV

Universe: AMBDIV = 1

Text: **Does your hospital continue to admit elective or scheduled surgery cases when the ED is on ambulance diversion?**

1. Yes
2. No
3. Unknown

Skip Instructions:

NUMSTATX

Universe:

Text: **As of last week, how many standard treatment spaces did your ED have?**

Standard treatment spaces are beds or treatment spaces specifically designed for ED patients to receive care, including asthma chairs.

- ◆ Enter CTRL-D if data not available

Skip Instructions:

NUMOTHTX

Universe:

Text: **As of last week, how many other treatment spaces did your ED have?**

Other treatment spaces are other locations where patients might receive care in the ED, including chairs, stretchers in hallways that may be used during busy times.

- ◆ Enter CTRL-D if data not available

Skip Instructions:

EDSPACES

Universe:

Text: **In the last two years, did your ED increase the number of standard treatment spaces?**

1. Yes
2. No
3. Unknown

Skip Instructions:

PHYSSPACE

Universe:

Text: **In the last two years, did your ED's physical space expand?**

1. Yes
2. No
3. Unknown

Skip Instructions:

EXPAND

Universe:

Text: **Do you have plans to expand your ED's physical space within the next two years?**

1. Yes
2. No
3. Unknown

Skip Instructions:

BEDREG

Universe:

Text:  **E**

**Does your ED use -
Bedside registration?**

1. Yes
2. No
3. Unknown

Skip Instructions:

KIOSELCHK

Universe:

Text:

 E

Does your ED use -


Kiosk self check-in?

1. Yes
2. No
3. Unknown

Skip Instructions:

CATRIAGE

Universe:

Text:  E

Does your ED use -

Computer-assisted triage?

1. Yes
2. No
3. Unknown

Skip Instructions:

IMBED

Universe:

Text:  E

Does your ED use -

Immediate bedding (no triage when ED is not at capacity)?

1. Yes
2. No
3. Unknown

Skip Instructions:

ADVTRIAG

Universe:

Text:  E

Does your ED use -

Advanced triage (triage-based care) protocols?

1. Yes
2. No

3. Unknown

Skip Instructions:

PHYSRACTRIA

Universe:

Text:  E

Does your ED use -

Physician/Practitioner at triage?

- 1. Yes
- 2. No
- 3. Unknown

Skip Instructions:

FASTTRAK

Universe:

Text:  E

Does your ED use -

Separate fast track unit for nonurgent care?

- 1. Yes
- 2. No
- 3. Unknown

Skip Instructions:

EDPTOR

Universe:

Text:  E

Does your ED use -

Separate operating room dedicated to ED patients?

- 1. Yes
- 2. No
- 3. Unknown

Skip Instructions:

DASHBORD

Universe:

Text:  E

Does your ED use -

Electronic dashboard (i.e., displays updated patient information and integrates multiple data sources)?

1. Yes
2. No
3. Unknown

Skip Instructions:

RFID

Universe:

Text:  E

Does your ED use -

Radio frequency identification (RFID) tracking (i.e., shows exact location of patients, caregivers, and equipment)?

1. Yes
2. No
3. Unknown

Skip Instructions:

WIRELESS

Universe:

Text:  E

Does your ED use -


Wireless communication devices by providers?

1. Yes
2. No
3. Unknown

Skip Instructions:

ZONENURS

Universe:

Text:  E

Does your ED use -

Zone nursing (i.e., all of a nurse's patients are located in one area)?

1. Yes

2. No
3. Unknown

Skip Instructions:

POOLNURS

Universe:

Text: [E](#)

Does your ED use -

Pool nurses (i.e., nurses that can be pulled to the ED to respond to surges in demand)?

1. Yes
2. No
3. Unknown

Skip Instructions: Go to AU_ONSITE

FREDIND

Universe: POOLNURS = 1-3, DK or RF

Text: **** Not Displayed ****

Skip Instructions:

AU_ONSITE

Universe: DEL_ESA ne 97 AND ESA_NAME ne 999 AND ESA_EVISITS = 1-99999

Text: [♦ Is \(ESA name\) on-site?](#)

1. Yes
2. No

Skip Instructions: 1: Goto ESA_PHONE
2: Goto ESA_STRET

ESA_STRET

Universe: DEL_ESA ne 97 AND ESA_NAME ne 999 AND ESA_EVISITS = 1-99999

Text: **What is (ESA name)'s address?**

[♦ Enter number and street.](#)

Skip Instructions: Goto ESA_STRET2

ESA_STRET2

Universe: DEL_ESA ne 97 AND ESA_NAME ne 999 AND ESA_EVISITS = 1-99999

Text: What is (ESA name)'s address?

[♦ Enter the second line of address or press enter if same/none](#)

Skip Instructions: Goto ESA_CITY

ESA_CITY

Universe: DEL_ESA ne 97 AND ESA_NAME ne 999 AND ESA_EVISITS = 1-99999

Text: What is (ESA name)'s address?

◆ [Enter city](#)

Skip Instructions: Goto ESA_STATE

ESA_STATE

Universe: DEL_ESA ne 97 AND ESA_NAME ne 999 AND ESA_EVISITS = 1-99999

Text: What is (ESA name)'s address?

◆ [Enter state](#)

Skip Instructions: Goto ESA_ZIP

ESA_ZIP

Universe: DEL_ESA ne 97 AND ESA_NAME ne 999 AND ESA_EVISITS = 1-99999

Text: What is (ESA name)'s address?

◆ [Enter zipcode](#)

Skip Instructions: Goto ESA_PHONE

ESA_PHONE

Universe: DEL_ESA ne 97 AND ESA_NAME ne 999 AND ESA_EVISITS = 1-99999

Text: **What is (ESA name)'s telephone number?**

Skip Instructions: Goto ESA_PHTYP

ESA_PHTYP

Universe: DEL_ESA ne 97 AND ESA_NAME ne 999 AND ESA_EVISITS = 1-99999

Text: ◆ [Enter phone type](#)

0. Main
1. Home
2. Work
3. Mobile
4. Pager, Beeper, Answering Service
5. Public Pay Phone
6. Toll Free
7. Other
8. Fax
9. Unknown

Skip Instructions:

ESA_CONTACT

Universe: DEL_ESA ne 97 AND ESA_NAME ne 999 AND ESA_EVISITS = 1-99999

Text: ♦ Enter ESA contact person's name

Skip Instructions:

TE

Universe: DEL_ESA ne 97 AND ESA_NAME ne 999 AND ESA_EVISITS = 1-99999

Text: **Take Every**

Skip Instructions:

RS

Universe: DEL_ESA ne 97 AND ESA_NAME ne 999 AND ESA_EVISITS = 1-99999

Text: **Random Start**

Skip Instructions:

EDDK_CHECK

Universe: ed_emr = 1 then EDDK_CHECK

Text: ♦ Are there any Don't Know items that you need to callback for?

Press Ctrl-M to review DKs and RFs

Press Shift-F7 to review all DK Follow-up remarks

If you MUST close this case now, due to pending close-out, and you will not be collecting your remaining DKs and RFs, please select 2 "No", and make any required explanation in the case notes.

1. Yes
2. No

Skip Instructions: Goto DONE_ED

DONE_ED

Universe:

Text: ♦ Enter 1 to continue to the next department

WARNING: once you pass this screen, the ED portion of the induction interview will be closed, and you will not be allowed to re-enter to change any answers or add additional AUs. If you need to go back, use your up arrow to go back now, or press F10 to come back in later. DO NOT press 1 if you need to come back to this department section later.

1. Enter 1 to Continue

Skip Instructions: Exit block and goto BlkF9_DEPT.CONTACT_DEPT

I_EDMIN

Universe:

Text: **Minimum estimated visits in ED from previous year**

Skip Instructions:

I_EDMAX

Universe:

Text: **Maximum estimated visits in ED from previous year**

Skip Instructions:

TOT_GOODESA

Universe:

Text: **Total number of 'good' ESA sampled**

Skip Instructions:

INTRO_OPD

Universe: OPDSampled ne 1

Text: ♦ *If necessary, introduce yourself and explain the survey*

♦ *Explain that in order to develop a sampling plan, you would like to collect more specific information about this hospital's outpatient department*

1. Enter 1 to Continue

Skip Instructions: Goto TblClinics

CLIN_NUM

Universe:

Text: **** NOT DISPLAYED ****

Skip Instructions:

DEL_CLIN

Universe:

Text: **(Does (clinic name) still exist and is it still operational?)**

♦ *(Enter 97 to delete this clinic / If Yes, Press END to move to number of visits If No, Enter 97 to delete)*

Skip Instructions: 97: Goto CLIN_NAME or DEL_CLIN for the next row
Else goto CLIN_NAME or DEL_CLIN for this row

CLIN_NAME

Universe: sample_question = 2

Text:  H

(What is the name of the (first/next) clinic? /Are there any other clinics?)

◆ Enter 999 for no more

Skip Instructions: 999: Exit block and goto TbICLIN_TYPVIS

All others, goto GENERIC_NAME

GENERIC_NAME

Universe: CLIN_NAME ne 999 and DEL_CLIN ne 97

Text:  H

What is the generic name of the clinic?

◆ Enter XXX if clinic is not listed

Skip Instructions: XXX: Goto CK1_CLINIC
If alpha code = OS, goto CK2_CLINIC
All others, goto CLIN_EVISITS

CLIN_SELECTGROUP

Universe: GENERIC_NAME = XXX

Text: **What is (Clinic Name)'s specialty group?**

1. General Medicine
2. Surgery
3. Pediatrics
4. Obstetrics/Gynecology
5. Substance Abuse
6. Other

Skip Instructions:

CLIN_EVISITS

Universe: CLIN_GROUP = 1-6

Text: **What is the expected number of visits from (Reporting period begin date) to (Reporting period end date) for (Clinic Name)?**

Skip Instructions:

I_CLIN

Universe:

Text: **Clinic was in sample from previous year**

Skip Instructions:

SAMPLE_QUESTION

Universe:

Text: ♦ You have completed data entry for the OPD.

Enter 1 to have the system perform sampling.

-or-

Enter 2 to return to the previous screen to enter additional clinics.

1. verifies clinic list is complete, ready to sample
2. returns to clinic list to add additional clinics before sampling

Skip Instructions: 1: Goto BlkCLINICS_Sampling_table
2: Go back to CLIN_NAME

SAMPLED

Universe:

Text: **** Not Displayed ****

Skip Instructions:

Probability

Universe:

Text: **** NOT DISPLAYED ****

Skip Instructions:

SU

Universe:

Text: **Sampling Unit**

Skip Instructions:

CLIN_EVISITS_TOTAL

Universe:

Text: **Total number of estimated visits in OPD**

Skip Instructions:

TOTAL_CLIN

Universe:

Text: **** Not Displayed ****

Skip Instructions:

TOTVSOP

Universe:

Text: **** Not Displayed ****

Skip Instructions: ELSEIF TOTVSOP = 2 AND TOTAL_CLIN gt I_TOTCLIN
goto MORECLINSPEC
ELSEIF TOTVSOP = 2 goto TWICECLINSPEC
ELSEIF TOTVSOP = 3 AND TOTAL_CLIN lt I_TOTCLIN
goto LESSCLINSPEC
ELSEIF TOTVSOP = 3 goto HALFCLINSPEC
ELSE goto EBILLRECO

MORECLIN

?[F1]

◆ Are there more clinics this year compared to last year? (If Yes, then verify the scope and ownership of the new clinics this year)

Clinic	This Year	Previous Year
(CLINIC NAME	No. of clinics	No. of clinics)

MORECLINSPEC

Universe: (TOTAL_CLIN > (2 X I_TOTCLIN)) AND TOTVSOP = 2

Text: ◆ List clinics that have opened or should have been included previously

Skip Instructions: Goto TWICECLINSPEC (TOTVSOP is more than twice the previous TOTVSOP)

TWICECLIN

?[F1]

◆ Is the number of expected visits to any of the clinics more than twice the number on the previous sampling plan?

Clinic	Visits	Visits Previous
(CLIN NAME	Current visits	Previous visits)

TWICECLINSPEC

Universe: TOTVSOP = 2

Text: ◆ Explain why visits have increased this year or were too low previously

Skip Instructions: Go to EBILLRECO

LESSCLIN

?[F1]

◆ Are there fewer clinics this year compared to last year?

Clinic	This Year	Previous Year
(CLINIC NAME	No. of clinics	No. of clinics)

LESSCLINSPEC

Universe: (TOTAL_CLIN < (I_TOTCLIN/2)) AND TOTVSOP = 3

Text: ◆ There are fewer clinics this year than in previous panel

Specify which clinics have closed or should not have been included previously

Skip Instructions: Go to HALFCLINSPEC (TOTVSOP is less than half of the previous TOTVSOP)

HALFCLIN

?[F1]

◆ Is the number of expected visits to any of the clinics less than half of the number of visits on the previous sampling plan?

Clinic	Visits	Visits Previous
(CLINIC NAME	Current visits	Previous visits)

HALFCLINSPEC

Universe: TOTVSOP = 3

Text: ♦ Specify why visits have decreased this year or were too high last year

Skip Instructions:

OPD_EMR

Universe: If opd_emr = 1 then block emr for OPD

Text: ♦ [Enter 1 to complete the EMR questions](#)
Or-
[Enter 2 to skip EMR questions and complete later](#)

Skip Instructions: 1) if 1 then emr block
2) Go to blkaddress

EBILLRECO

Universe:

Text: **Now I would like to ask you some questions about your OPD.**

♦ If clinic within the OPD vary with respect to their use of the EHR/EMR systems, then ask these questions of the clinic with the largest number of expected visits during the reporting period.

Does your OPD submit any CLAIMS electronically (electronic billing)?

1. Yes
2. No
3. Unknown

Skip Instructions: Goto EMEDRECO

EMEDRECO

Universe:

Text: **Does your OPD use an electronic HEALTH record (EHR) or electronic MEDICAL record (EMR) system? Do not include billing record systems.**

♦ [Read answer categories](#)

1. Yes, all electronic
2. Yes, part paper and part electronic
3. No
4. Unknown

Skip Instructions: 1,2: Goto EHRINSYRO
3,4,DK,RF: Goto EHRINSO

EHRINSYRO

Universe: EMEDRECO = 1 or 2

Text: **In which year did your OPD install the current EHR/EMR system?**

Skip Instructions: Go to HHSMUO

HHSMUO

Universe: EMEDRECO = 1 or 2

Text: [?\[F1\]](#)

Does your current system meet meaningful use criteria as defined by the Department of Health and Human Services?

Skip Instructions: Go to EHRNAMO16

EHRNAMO16

Universe: EMEDRECE = 1 or 2

Text: [B](#)

What is the name of your current EHR/EMR system?

1. Allscripts
2. Amazing Charts
3. athenahealth
4. Cerner
5. eClinicalWorks
6. e-MDs
7. Epic
8. GE/Centricity
9. Greenway Medical
10. McKesson / Practice Partner
11. NextGen
12. Practice Fusion
13. Sage/Vitera
14. Other - Specify
15. Unknown

Skip Instructions: 14: Goto EHRNAMOTHO
All others: Goto EHRINSO

EHRNAMOTHO

Universe: EHRNAMO16 = 14

Text: ♦ Enter name of EHR/EMR system

Skip Instructions: Go to EHRINSO

EHRINSO

Universe:

Text: **Does your OPD have plans for installing a new EHR/EMR system within the next 18 months?**

1. Yes

2. No
3. Maybe
4. Unknown

Skip Instructions: Go to TEDEMOGO

TEDEMOGO

Universe:

Text:  C

Indicate whether your OPD has each of the following computerized capabilities and how often these capabilities are used.


Recording patient history and demographic information?

1. Yes
2. No
3. Unknown

Skip Instructions: Go to EPROLSTO

EPROLSTO

Universe: TEDEMOGO = 1-3, DK, RF

Text:  C

Indicate whether your OPD has each of the following computerized capabilities and how often these capabilities are used.

Recording patient problem list?

1. Yes
2. No
3. Unknown

Skip Instructions: Go to EPNOTESO

EPNOTESO

Universe:

Text:  C

Indicate whether your OPD has each of the following computerized capabilities and how often these capabilities are used.


Recording clinical notes?

1. Yes
2. No
3. Unknown

Skip Instructions: Goto EMEDALGO

EMEDALGO

Universe: EPNOTESO = 1-2, DK, RF

Text:  C

Recording patient's medications and allergies?

1. Yes
2. No
3. Unknown

Skip Instructions: Go to EMEDIDO

EMEDIDO

Universe: EMEDALGO = 1-2, DK, RF

Text:  C

Indicate whether your OPD has each of the following computerized capabilities and how often these capabilities are used.

Reconciling lists of patient medications to identify the most accurate list?

1. Yes
2. No
3. Unknown

Skip Instructions: Go to EREMINDO

EREMINDO

Universe:

Text:  C

Indicate whether your OPD has each of the following computerized capabilities and how often these capabilities are used.


Providing reminders for guideline-based interventions or screening tests?

1. Yes
2. No
3. Unknown

Skip Instructions: Go to ECPOEO

ECPOEO

Universe:

Text:  C

Indicate whether your OPD has each of the following computerized capabilities and how often these capabilities are used.

Ordering prescriptions?

1. Yes
2. No
3. Unknown

Skip Instructions: 1: ESCRIPO
2, DK, RF: ECONSTRSUBO

ESCRIPO

Universe: ECPOEO = 1

Text:  C

Indicate whether your OPD has each of the following computerized capabilities and how often these capabilities are used.


Are prescriptions sent electronically to the pharmacy?

1. Yes
2. No
3. Unknown

Skip Instructions: 1-2,DK,RF: Goto EWARNO

EWARNO

Universe: ECPOEO = 1
ESCRIPO = 1-2,DK,RF

Text:  C

Indicate whether your OPD has each of the following computerized capabilities and how often these capabilities are used.

Are warnings of drug interactions or contraindications provided?

1. Yes
2. No
3. Unknown

Skip Instructions: Goto ECONTRSUBO

ECONTRSUBO

Universe:

Text: **Do you prescribe controlled substances?**

1. Yes
2. No
3. Unknown

Skip Instructions: 1 go to ECONTRSUBSO
2-3 go to ECTOEO

ECONTRSUBSO

Universe:


Text: **Are prescriptions for controlled substances sent electronically to the pharmacy?**

1. Yes
2. No
3. Unknown

Skip Instructions: Go to ECTOEO

ECTOEO

Universe: ECONTRSUBO = 2, DK, RF
ECONTRSUBSO = 1-2, DK, RF

Text:  C

Indicate whether your OPD has each of the following computerized capabilities and how often these capabilities are used.


Ordering lab tests?

1. Yes
2. No
3. Unknown

Skip Instructions: 1-2,DK,RF: Goto ERESULTO

ERESULTO

Universe: ECTOEO = 1-2,DK,RF

Text:  C

Indicate whether your OPD has each of the following computerized capabilities and how often these capabilities are used.


Viewing lab results?

1. Yes
2. No
3. Unknown

Skip Instructions: 1-2,DK,RF: Goto ERADIO

ERADIO

Universe: ERESULTO = 1-2,DK,RF

Text:  C

Indicate whether your OPD has each of the following computerized capabilities and how often these capabilities are used.


Ordering radiology tests?

1. Yes
2. No
3. Unknown

Skip Instructions: Go to EIMGRESO

EIMGRESO

Universe: ERADIO = 1-2,DK,RF

Text:  C

Indicate whether your OPD has each of the following computerized capabilities and how often these capabilities are used.


Viewing imaging results?

1. Yes
2. No
3. Unknown

Skip Instructions: Go to EIDPTO

EIDPTO

Universe: EIMGRESO = 1-2,DK,RF

Text:  C

Indicate whether your OPD has each of the following computerized capabilities and how often these capabilities are used.


Identifying patients due for preventive or follow-up care in order to send patients reminders?

1. Yes
2. No
3. Unknown

Skip Instructions: Go to EGENLISTO

EGENLISTO

Universe:

Text:  C

Indicate whether your OPD has each of the following computerized capabilities and how often these capabilities are used.


Generating lists of patients with particular health conditions?

1. Yes
2. No
3. Unknown

Skip Instructions: Go to EIMMREGO

EDATAREPO

Universe:

Text:  C

Indicate whether your OPD has each of the following computerized capabilities and how often these capabilities are used.


Providing data to create reports on clinical care measures for patients with specific chronic conditions (e.g., HbA1C for diabetes)

1. Yes
2. No
3. Unknown

Skip Instructions: Go to ESUMO

ESUMO

Universe:

Text:  C

Indicate whether your OPD has each of the following computerized capabilities and how often these capabilities are used.

Providing patients with clinical summaries for each visit?

1. Yes
2. No
3. Unknown

Skip Instructions: Goto EMSGO

EMSGO

Universe:

Text:  C

Indicate whether your OPD has each of the following computerized capabilities and how often these capabilities are used.

Exchanging secure messages with patients?

1. Yes
2. No
3. Unknown

Skip Instructions: Go to REFOUTO

REFOUTO

Universe: EMSGO = 1-2, DK, RF

Text:

**Do you refer patients to providers outside of your hospital?
Electronic does not include fax, eFax, or mail.**

1. Yes
2. No

Skip Instructions: 1 goto REFOUTHOWO
2, DK, RF goto REFINO

REFOUTHOWO

Universe: REFOUTO = 1

Text:

How do you send patient health information to them?

1. Electronically (EHR, web portal, or online registries)
2. Via paper-based methods (Fax, eFax, or mail)
3. We do not send patient health information to the provider

Skip Instructions: 1 or 2 goto REFOUTSEO
3,DK,RF goto REFINO

REFINO

Universe: REFOUTO = 2,DK,RF
REFOUTHOWO = 1,2,3,DK,RF

Text:

Do you see patients to providers outside of your hospital? Electronic does not include fax, eFax, or mail.

1. Yes
2. No

Skip Instructions: 1 goto REFINSO
2, DK, RF goto REFINHOWO

REFINHOWO

Universe: REFINO = 1

Text:

How do you receive patient health information from them? Check all that apply.

1. Electronically (EHR, web portal, or online registries)
2. Via paper-based methods (Fax, eFax, or mail)
3. We do not send patient health information to the provider

Skip Instructions: 1-3, DK, RF goto ESHAREO

ESHAREO

Universe:

Text: **The next questions are about sharing (either sending or receiving) patient health information.**

Do you send or receive patient health information electronically? Electronically does not include scanned or pdf documents from fax, eFax, or mail.

1. Yes
2. No
3. Unknown

Skip Instructions: 1: Goto ESHARESO
2,DK,RF: Goto EDISCHSRO

ESHARESO

Universe: ESHAREO = 1

Text:

Do you electronically send patient health information to another provider whose EHR system is different from your own?

◆ Read answer categories

Enter all that apply, separate with commas

1. Yes
2. No
3. Unknown

Skip Instructions: 1-2,DK,RF: Go to ESHARERO

ESHARERO

Universe: ESHAREO = 1
ESHARESO: 1-2,DK,RF

Text: **Do you electronically send patient health information to another provider whose EHR system is different from your own?**

◆ Read answer categories

Enter all that apply, separate with commas

1. Yes
2. No
3. Unknown

Skip Instructions: Go to EDISCHSRO

EDISCHSRO

Universe: ESHARERE = 1, 2, DK, RF

Text: **Do you electronically send or receive hospital discharge summaries to or from providers outside of your medical organization?**

Check all that apply.

1. Send electronically
2. Receive electronically
3. Do not send or receive

Skip Instructions: Go to EEDSRO

EEDSRO

Universe: EDISCHSRO = 1, 2, DK, RF

Text:  D

Do you electronically send or receive OPD notifications to or from providers outside of your medical organization?

Check all that apply.

1. Send electronically
2. Receive electronically
3. Do not send or receive

Skip Instructions: Go to ESUMCSRO

ESUMCSRO

Universe: EEDSRE = 1, 2, DK, RF

Text: **Do you electronically send or receive summary of care records for transitions of care or referrals to or from providers outside of your medical organization?**

Check all that apply.

1. Send electronically
2. Receive electronically
3. Do not send or receive

Skip Instructions: 1-2, DK, RF go to PTONLINEO

PTONLINEO

Universe:

Text: **Can patients seen at the reporting location do the following online activities?**

Check all that apply.

1. View their medical record online
2. Download and transmit health information in the electronic medical record to their personal files
3. Request corrections to their electronic medical record

Skip Instructions: go to AU_ONSITE

AU_ONSITE

Universe: DEL_CLIN ne 97 AND CLIN_NAME ne 999 AND CLIN_EVISITS = 1-99999

Text: ♦ **Is (Clinic Name) on-site?**

1. Yes
2. No

Skip Instructions: 1: Goto CLIN_PHONE
2: Goto CLIN_STRET

CLIN_STRET

Universe: DEL_CLIN ne 97 AND CLIN_NAME ne 999 AND CLIN_SCOPE = 1

Text: **What is (Clinic Name)'s address?**

♦ Enter number and street.

Skip Instructions: Goto CLIN_STRET2

CLIN_STRET2

Universe: DEL_CLIN ne 97 AND CLIN_NAME ne 999 AND CLIN_SCOPE = 1

Text: What is (Clinic Name)'s address?

◆ Enter the second line of address or press enter if same/none

Skip Instructions: Goto CLIN_CITY

CLIN_CITY

Universe: DEL_CLIN ne 97 AND CLIN_NAME ne 999 AND CLIN_SCOPE = 1

Text: What is (Clinic Name)'s address?

◆ Enter city

Skip Instructions: Goto CLIN_STATE

CLIN_STATE

Universe: DEL_CLIN ne 97 AND CLIN_NAME ne 999 AND CLIN_SCOPE = 1

Text: What is (Clinic Name)'s address?

◆ Enter state

Skip Instructions: Goto CLIN_ZIP

CLIN_ZIP

Universe: DEL_CLIN ne 97 AND CLIN_NAME ne 999 AND CLIN_SCOPE = 1

Text: What is (Clinic Name)'s address?

◆ Enter zipcode

Skip Instructions: Goto CLIN_PHONE

CLIN_PHONE

Universe: DEL_CLIN ne 97 AND CLIN_NAME ne 999 AND CLIN_SCOPE = 1

Text: **What is (Clinic Name)'s telephone number?**

Skip Instructions: Goto CLIN_PHTYP

CLIN_PHTYP

Universe: DEL_CLIN ne 97 AND CLIN_NAME ne 999 AND CLIN_SCOPE = 1

Text: ◆ Enter phone type

0. Main
1. Home

2. Work
3. Mobile
4. Pager, Beeper, Answering Service
5. Public Pay Phone
6. Toll Free
7. Other
8. Fax
9. Unknown

Skip Instructions:

CLIN_CONTACT

Universe: DEL_CLIN ne 97 AND CLIN_NAME ne 999 AND CLIN_SCOPE = 1

Text: ♦ [Enter clinic director/contact person's name](#)

Skip Instructions:

TE

Universe:

Text: **** NOT DISPLAYED ****

Skip Instructions:

RS

Universe:

Text: **** NOT DISPLAYED ****

Skip Instructions:

OPDDK_CHECK

Universe: opd_emr = 1 then OPDK_CHECK

Text: ♦ [Are there any Don't Know items that you need to call back for?](#)

[Press Ctrl-M to review DKs and RFs](#)

[Press Shift-F7 to review all DK Follow-up remarks](#)

[If you MUST close this case now, due to pending close-out, and you will not be collecting your remaining DKs and RFs, please select 2 "No", and make any required explanation in the case notes.](#)

1. Yes
2. No

Skip Instructions: Goto DONE_OPD

DONE_OPD

Universe:

Text: ♦ Enter 1 to continue to the next department

WARNING: once you pass this screen, the OPD portion of the induction interview will be closed, and you will not be allowed to re-enter to change any answers or add additional AUs. If you need to go back, use your up arrow to go back now, or press F10 to come back in later. DO NOT press 1 if you need to come back to this department section later.

1. Enter 1 to Continue

Skip Instructions: Exit block and goto BlkF9_DEPT.CONTACT_DEPT

I_OPDMIN

Universe:

Text: **** Not displayed ****

Skip Instructions:

I_OPDMAX

Universe:

Text: **** Not displayed ****

Skip Instructions:

I_TOTCLIN

Universe:

Text: **** Not displayed ****

Skip Instructions:

TOT_GOODCLIN

Universe:

Text: **** NOT Displayed ****

Skip Instructions:

ASL_INTRO

Universe:

Text: **To develop the sampling plan, I would like to (collect/verify) more specific information about this facility or hospital ambulatory surgery (centers/locations).**

We are interested in the following types of (centers/locations):

General or main operating rooms	Endoscopy rooms
Dedicated ambulatory surgery rooms	Cardiac catheterization labs
Satellite operating rooms	Laser procedures rooms
Cystoscopy rooms	Pain block rooms

1. Continue
2. No in-scope ^centerslocations

Skip Instructions: 1: Goto BlkASL1
2: Goto CK_NOASL

ASL_NUM

Universe:
Text: **** SHOW ONLY ****

Skip Instructions:

DEL_ASL

Universe: I_ASL = 1 OR (backing-up after entering something in ASL_NAME)
Text: **(Does (ASL name) still exist and is it still operational?)**

◆ (Enter 97 to delete this ASL entered by mistake/ If Yes, Press END to move to expected visits If No, Enter 97 to delete)

Skip Instructions: Goto the next row (DEL_ASL or ASL_NAME)

ASL_NAME

Universe: DEL_ASL = EMPTY
Text: [?] F1

(What is the name of the (first/next) ambulatory surgery location? /Are there any other ambulatory surgery locations?)

◆ Enter only IN_SCOPE (ASCs/ASLs) (Press F1 for in-scope (centers/locations))
Include any (ASCs/ASLs) that are located in satellite facilities
Enter 999 for no more

Skip Instructions: 999: IF ASL_NAME[1] = 999 goto CK1_ASLSNAME
IF ASL_NAME = 999 and PREVASL_NAME ne EMPTY goto
CK2_ASLSNAME

ELSE goto ASL_SPEC_GRP

ASL_SPEC_GRP

Universe: (ASL_DEL is not 97) AND (ASL_NAME is not 999)
Text: [?] F1

What is ASL Name's specialty group?

1. General Surgery
2. Multi-specialty
3. Gastroenterology
4. Ophthalmology

5. Orthopedics
6. Pain Block
7. Plastic Surgery
8. Urology
- 9.
- 10.
11. Other specialty

Skip Instructions: Goto ASL_EVISITS

ASL_EVISITS

Universe: ASL_DEL is not 97 and ASL_NAME is not 999

Text: **What is the expected number of ambulatory (outpatient) surgery cases for ASL Name from (Reporting period begin date) to (Reporting period end date)?**

Skip Instructions: Goto ASL_NAME for the next row

I_ASL

Universe:

Text: **** Not Displayed ****

Skip Instructions:

I_ASL_VISITS

Universe:

Text: **** Not Displayed ****

Skip Instructions:

TOT_GOODASL

Universe:

Text: **** NOT Displayed ****

Skip Instructions: IF (TOT_GOODASL = 15 AND 25.ASSGNTYP = FS)
OR (TOT_GOODASL = 13) goto ANYMORE_ASLS
ELSE goto TOT_GOODASL2

ANYMORE_ASLS

Universe: (TOT_GOODASL = 15 AND 25.ASSGNTYP = FS)
OR (TOT_GOODASL = 13)

Text: ♦ The max of (15/13) (ASCs/ASLS) were entered.
Are there any more (ASCs/ASLS)?

1. Yes
2. No

Skip Instructions: 1: Goto EXTRA_ASLS
2: Goto TOT_GOODASL2

EXTRA_ASLS

Universe: ANYMORE_ASLS = 1

Text: ♦ How many other (ASCs/ASLs) are there?

Skip Instructions: Goto TOT_GOODASL2

TOT_GOODASL2

Universe:

Text: **** NOT Displayed ****

Skip Instructions:

CHECK_EVISITS

Universe: ASL_EVISITS = 0 for all "good" ASL's (DEL_ASL ne 97 and ASL_NAME ne 999) AND ASL_INTRO = 1

Text: **You have indicated that none of your ambulatory surgery (centers/locations) will be seeing patients from (Reporting period begin date) to (Reporting period end date).**

Is that correct?

1. Yes
2. No

Skip Instructions: 1: Goto EBILLRECA
2: Go back to TblASL1.ASL_NAME

THANK_INELIG

Universe: (CK_NOASL = SUPPRESS AND INTRO_ASL = 2) OR (ALL ASL's have DEL_ASL = 97 or ASC_NAME = 999)

Text: **Since there are no in-scope ambulatory surgery (centers/locations) for (facility name), it should not have been chosen for our survey. Thank you very much for your cooperation.**

1. Enter 1 to Continue

Skip Instructions: Exit block and goto DONE_ASC

ASL_EVISITS_TOTAL

Universe:

Text: **** Not displayed ****

Skip Instructions:

TOTVSAS

Universe: ASSGNTYP = HP

Text: **** Not displayed ****

Skip Instructions: IF TOTVSAS = 2 goto TWICELYAS
ELSEIF TOTVSAS = 3 goto HALFLYAS
ELSE goto EBILLRECA

TWICELYAS

Universe: TOTVSAS = 2

Text: ?[F1]

- ◆ Is the number of expected visits to any of the ASLs more than twice the number shown on the previous sampling plan?

ASL Visits Visits Previous
(ASL NAME Current visits Previous visits)

1. Yes
2. No

Skip Instructions: 1: Goto TWICELYAS_SPEC
2: Goto EBILLRECA

TWICELYAS_SPEC

Universe: TWICELYAS = 1

Text: ◆ Specify why visits have increased this year or were too low the last time the ASL participated

Skip Instructions: Goto EBILLRECA

HALFLYAS

Universe: TOTVSAS = 3

Text: ?[F1]

- ◆ Is the number of expected visits to any of the ASLs less than half of the number of visits shown on the previous sampling plan?

ASL Visits Visits Previous
(ASL NAME Current visits Previous visits)

1. Yes
2. No

Skip Instructions: 1: Goto HALFLYAS_SPEC
2: Goto EBILLRECA

HALFLYAS_SPEC

Universe: HALFLYAS = 1

Text: ◆ Specify why visits have decreased this year or were too high the last time the ASL participated

Skip Instructions: Goto EBILLRECA

ASCLISTA

Universe: TOT_GOODASL > 1 AND ASL_INTRO = 1

Text: **Now I have some questions about generating a report for all ambulatory surgery patients for sampling.**

Would you or your IT staff be able to generate a single list of ambulatory surgery cases for any of the following (centers/locations)?

(Name of all ASLs)

1. Yes
2. No - ONLY 2 LOGS
3. No - More than 2 logs

Skip Instructions: 1, 2: Goto IT_CNAME
3: Goto AU_NUMBER

IT_CNAME

Universe: ASCLISTA = 1 or 2

Text: **What is the name of the IT contact?**

Skip Instructions: Goto IT_CTITLE

IT_CTITLE

Universe: ASCLISTA = 1 or 2

Text: **What is (IT contact name)'s title?**

Skip Instructions: Goto IT_CSTRET

IT_CSTRET

Universe: ASCLISTA = 1 or 2

Text: **What is (IT contact name)'s address?**

◆ Enter number and street or press enter if same

Skip Instructions: Goto IT_CSTRET2

IT_CSTRET2

Universe: ASCLISTA = 1 or 2

Text: What is (IT contact name)'s address?

◆ Enter second line of address or press enter for none/same

Skip Instructions: Goto IT_CCITY

IT_CCITY

Universe: ASCLISTA = 1 or 2

Text: What is (IT contact name)'s address?

◆ Enter city or press enter if same

Skip Instructions: Goto IT_CSTATE

IT_CSTATE

Universe: ASCLISTA = 1 or 2
Text: What is (IT contact name)'s address?

◆ Enter state or press enter if same

Skip Instructions: Goto IT_CZIP

IT_CZIP

Universe: ASCLISTA = 1 or 2
Text: What is (IT contact name)'s address?

◆ Enter zipcode or press enter if same

Skip Instructions: IF entry is less than 5 digits, goto CK_IT_CZIP
ELSE goto IT_CPHONE

IT_CPHONE

Universe: ASCLISTA = 1 or 2
Text: **What is (IT contact name)'s phone number?**

Skip Instructions: IF entry = EMPTY, goto UPDATE_BCCONTACTS
ELSEIF less than 10 digits, goto CK_IT_CPHONE
ELSE Goto IT_CPHTYP

IT_CPHTYP

Universe: IT_CPHONE = RESPONSE other than EMPTY
Text: ◆ Enter phone type

0. Main
1. Home
2. Work
3. Mobile
4. Pager, Beeper, Answering Service
5. Public Pay Phone
6. Toll Free
7. Other
8. Fax
9. Unknown

Skip Instructions: Goto UPDATE_BCCONTACTS

UPDATE_BCCONTACTS

Universe:
Text: **** Not Displayed ****

Skip Instructions: Goto TblASL4

AU_NUMBER

Universe: DEL_ASL ne 97 and ASL_NAME ne 999 AND ASL_NAME <> EMPTY AND ASL_EVISITS > 0 AND(ASCLISTA.ORD = 1 or ASCLISTA.ORD = 2 or ASCLISTA.ORD = 3)

Text: ♦ Assign AU number

Assign the same AU number to each (center/location) where the ambulatory surgery cases can be combined into the one listing.

Skip Instructions: Goto AU_NUMBER for the next row

ASL_EMR

Universe: If asc_emr = 1 then block emr for asc

Text: ♦ [Enter 1 to complete the EMR questions](#)
Or-
[Enter 2 to skip EMR questions and complete later](#)

Skip Instructions: 1) if 1 then emr block
2) Go to blkaddress

EBILLRECA

Universe:

Text: **Now I would like to ask you some questions about your ASL.**

♦ If the ASL vary with respect to their use of the EHR/EMR systems, then ask these questions of the clinic with the largest number of expected visits during the reporting period.

Does your ASL submit any CLAIMS electronically (electronic billing)?

1. Yes
2. No
3. Unknown

Skip Instructions: Goto EMEDRECA

EMEDRECA

Universe:

Text: **Does your ASL use an electronic HEALTH record (EHR) or electronic MEDICAL record (EMR) system? Do not include billing record systems.**

♦ [Read answer categories](#)

1. Yes, all electronic
2. Yes, part paper and part electronic
3. No
4. Unknown

Skip Instructions: 1,2: Goto EHRINSYRA
3,4,DK,RF: Goto EHRINSA

EHRINSYRA

Universe: EMEDRECA = 1 or 2

Text: **In which year did your ASL install the current EHR/EMR system?**

Skip Instructions: Go to HHSMUA

HHSMUA

Universe: EMEDRECA = 1 or 2

Text: **[F1]**

Does your current system meet meaningful use criteria as defined by the Department of Health and Human Services?

Skip Instructions: Go to EHRNAMA16

EHRNAMA16

Universe: EMEDRECA = 1 or 2

Text: **B**

What is the name of your current EHR/EMR system?

1. Allscripts
2. Amazing Charts
3. athenahealth
4. Cerner
5. eClinicalWorks
6. e-MDs
7. Epic
8. GE/Centricity
9. Greenway Medical
10. McKesson / Practice Partner
11. NextGen
12. Practice Fusion
13. Sage/Vitera
14. Other - Specify
15. Unknown

Skip Instructions: 14: Goto EHRNAMOTHA
All others: Goto EHRINSA

EHRNAMOTHA

Universe: EHRNAMA16 = 14

Text: **◆ Enter name of EHR/EMR system**

Skip Instructions: Go to EHRINSA

EHRINSA

Universe:

Text: **Does your ASL have plans for installing a new EHR/EMR system within the next 18 months?**

1. Yes
2. No
3. Maybe
4. Unknown

Skip Instructions: Go to TEDEMOGA

TEDEMOGA

Universe:

Text:  C

Indicate whether your ASL has each of the following computerized capabilities and how often these capabilities are used.


Recording patient history and demographic information?

1. Yes
2. No
3. Unknown

Skip Instructions: Go to EPROLSTA

EPROLSTA

Universe: TEDEMOGA = 1-3, DK, RF

Text:  C

Indicate whether your ASL has each of the following computerized capabilities and how often these capabilities are used.


Recording patient problem list?

1. Yes
2. No
3. Unknown

Skip Instructions: Go to EPNOTESA

EPNOTESA

Universe:

Text:  C

Indicate whether your ASL has each of the following computerized capabilities and how often these capabilities are used.


Recording clinical notes?

1. Yes
2. No
3. Unknown

Skip Instructions: Goto EMEDALGA

EMEDALGA

Universe: EPNOTESA = 1-3, DK, RF

Text:  C

Recording patient's medications and allergies?

1. Yes
2. No
3. Unknown

Skip Instructions: Go to EMEDIDA

EMEDIDA

Universe: EMEDALGA = 1-3, DK, RF

Text:  C

Indicate whether your ASL has each of the following computerized capabilities and how often these capabilities are used.

Reconciling lists of patient medications to identify the most accurate list?

1. Yes
2. No
3. Unknown

Skip Instructions: Go to EREMINDA

EREMINDA

Universe:

Text:  C

Indicate whether your ASL has each of the following computerized capabilities and how often these capabilities are used.

Providing reminders for guideline-based interventions or screening tests?

1. Yes
2. No
3. Unknown

Skip Instructions: Go to ECPOEA

ECPOEA

Universe:

Text:  C

Indicate whether your ASL has each of the following computerized capabilities and how often these capabilities are used.


Ordering prescriptions?

1. Yes
2. No
3. Unknown

Skip Instructions: 1: go to ESCRIPA
2, DK, RF: go to ECONTRSUBA

ESCRIPA

Universe: ECPOEA = 1

Text:  C

Indicate whether your ASL has each of the following computerized capabilities and how often these capabilities are used.

Are prescriptions sent electronically to the pharmacy?

1. Yes
2. No
3. Unknown

Skip Instructions: 1-2,DK,RF: Goto EWARNA

EWARNA

Universe: ECPOEA = 1
ESCRIPA: 1-2,DK,RF

Text:  C

Indicate whether your ASL has each of the following computerized capabilities and how often these capabilities are used.

Are warnings of drug interactions or contraindications provided?

1. Yes
2. No
3. Unknown

Skip Instructions: Goto ECONTRSUBA

ECONTRSUBA

Universe:

Text: **Do you prescribe controlled substances?**

1. Yes
2. No
3. Unknown

Skip Instructions: 1 go to ECONTRSUBSA
2, DK go to ECTOEA

ECONTRSUBSA

Universe:


Text: **Are prescriptions for controlled substances sent electronically to the pharmacy?**

1. Yes
2. No
3. Unknown

Skip Instructions: Go to ECTOEA

ECTOEA

Universe: ECONTRSUBA = 2, DK, RF
ECONTRSUBSA = 1-2, DK, RF

Text:  C

Indicate whether your ASL has each of the following computerized capabilities and how often these capabilities are used.


Ordering lab tests?

1. Yes
2. No
3. Unknown

Skip Instructions: 1-2,DK,RF: Goto ERESULTA

ERESULTA

Universe: ECTOEA = 1-2,DK,RF

Text:  C

Indicate whether your ASL has each of the following computerized capabilities and how often these capabilities are used.


Viewing lab results?

1. Yes
2. No
3. Unknown

Skip Instructions: 1-2,DK,RF: Goto ERADIA

ERADIA

Universe: ERESULTA = 1-2,DK,RF

Text:  C

Indicate whether your ASL has each of the following computerized capabilities and how often these capabilities are used.


Ordering radiology tests?

1. Yes
2. No
3. Unknown

Skip Instructions: Go to EIMGRESA

EIMGRESA

Universe: ERADIA = 1-2,DK,RF

Text:  C

Indicate whether your ASL has each of the following computerized capabilities and how often these capabilities are used.


Viewing imaging results?

1. Yes
2. No
3. Unknown

Skip Instructions: Go to EIDPTA

EIDPTA

Universe: EIMGRESA = 1-2,DK,RF

Text:  C

Indicate whether your ASL has each of the following computerized capabilities and how often these capabilities are used.


Identifying patients due for preventive or follow-up care in order to send patients reminders?

1. Yes
2. No
3. Unknown

Skip Instructions: Go to EGENLISTA

EGENLISTA

Universe:

Text:  C

Indicate whether your ASL has each of the following computerized capabilities and how often these capabilities are used.


Generating lists of patients with particular health conditions?

1. Yes
2. No
3. Unknown

Skip Instructions: Go to EIMMREGA

EDATAREPA

Universe:

Text:  C

Indicate whether your ASL has each of the following computerized capabilities and how often these capabilities are used.

Providing data to create reports on clinical care measures for patients with specific chronic conditions (e.g., HbA1C for diabetes)

1. Yes
2. No
3. Unknown

Skip Instructions: Go to ESUMA

ESUMA

Universe:

Text:  C

Indicate whether your ASL has each of the following computerized capabilities and how often these capabilities are used.


Providing patients with clinical summaries for each visit?

1. Yes
2. No
3. Unknown

Skip Instructions: Goto EMSGA

EMSGA

Universe:

Text:  C

Indicate whether your ASL has each of the following computerized capabilities and how often these capabilities are used.

Exchanging secure messages with patients?

1. Yes
2. No
3. Unknown

Skip Instructions: Go to ESHAREA

ESHAREA

Universe:

Text: **The next questions are about sharing (either sending or receiving) patient health information.**

**Do you send or receive patient health information electronically?
Electronically does not include scanned or pdf documents from fax,
eFax, or mail.**

1. Yes
2. No

Skip Instructions: 1: go to ESHARESA
2,DK,RF: Go to EDISCHSRA

ESHARESA

Universe: ESHAREA = 1

Text:

Do you electronically send patient health information to another provider whose EHR system is different from your own?

◆ Read answer categories

Enter all that apply, separate with commas

1. Yes
2. No
3. Unknown

Skip Instructions: 1-2,DK,RF: Go to ESHARERA

ESHARERA

Universe: ESHAREA = 1
ESHARESA: 1-2,DK,RF

Text: **Do you electronically send patient health information to another provider whose EHR system is different from your own?**

◆ Read answer categories

Enter all that apply, separate with commas

1. Yes
2. No
3. Unknown

Skip Instructions: Go to EDISCHSRA

EDISCHSRA

Universe: ESHARERA = 1, 2, DK, RF

Text: **Do you electronically send or receive hospital discharge summaries to or from providers outside of your medical organization?**

Check all that apply.

1. Send electronically
2. Receive electronically
3. Do not send or receive

Skip Instructions: Go to EEDSRA

EEDSRA

Universe: EDISCHSRA = 1, 2, DK, RF

Text:  D

Do you electronically send or receive ASL notifications to or from providers outside of your medical organization?

Check all that apply.

1. Send electronically
2. Receive electronically
3. Do not send or receive

Skip Instructions: Go to ESUMCSRA

ESUMCSRA

Universe: EEDSRA = 1, 2, DK, RF

Text: **Do you electronically send or receive summary of care records for transitions of care or referrals to or from providers outside of your medical organization?**

Check all that apply.

1. Send electronically
2. Receive electronically
3. Do not send or receive

Skip Instructions: 1-2, DK, RF go to PTONLINEA

PTONLINEA

Universe:

Text: **Can patients seen at the reporting location do the following online activities?**

Check all that apply.

1. View their medical record online
2. Download and transmit health information in the electronic medical record to their personal files
3. Request corrections to their electronic medical record

Skip Instructions: go to AU_ONSITE

AU_NUMBER

Universe:

Text: **** NOT DISPLAYED ****

Skip Instructions:

AU_TYPE

Universe:

Text: **** NOT DISPLAYED ****

Skip Instructions:

AU_VISITS

Universe:

Text: **** NOT DISPLAYED ****

Skip Instructions:

AU_NAME

Universe: There is more than 1 ASL associated with this rows AU_NUMBER

Text: ♦ [Enter facility name where the PRF data will be collected.](#)

[Ambulatory Surgery Locations](#)
(Names of ASL's with the same AU Number)

Skip Instructions:

AU_ONSITE

Universe: DEL_ASL ne 97 AND ASL_NAME ne 999 AND ASL_EVISITS = 1-99999

Text: ♦ [Is \(AU Name\) on-site?](#)

1. Yes
2. No

Skip Instructions: 1: Goto ASL_PHONE
2: Goto ASL_STRET

ASL_STRET

Universe: ASL_ONSITE = 2

Text: **What is (AU Name)'s address or the address where the abstractions will be done?**

♦ [Enter number and street.](#)

Skip Instructions: Goto ASL_STRET2

ASL_STRET2

Universe: ASL_ONSITE = 2

Text: What is (AU Name)'s address or the address where the abstractions will be done?

♦ [Enter the second line of address or press enter if same/none](#)

Skip Instructions: Goto ASL_CITY

ASL_CITY

Universe: ASL_ONSITE = 2

Text: What is (AU Name)'s address or the address where the abstractions will be done?

◆ [Enter city.](#)

Skip Instructions: Goto ASL_STATE

ASL_STATE

Universe: ASL_ONSITE = 2

Text: What is (AU Name)'s address or the address where the abstractions will be done?

◆ [Enter state.](#)

Skip Instructions: Goto ASL_ZIP

ASL_ZIP

Universe: ASL_ONSITE = 2

Text: What is (AU Name)'s address or the address where the abstractions will be done?

◆ [Enter zipcode.](#)

Skip Instructions: IF less than 5 digits, goto CK_ASL_ZIP
ELSE Goto ASL_PHONE

ASL_PHONE

Universe: DEL_ASL ne 97 AND ASL_NAME ne 999 AND ASL_EVISIT ne 0

Text: **What is (AU Name)'s telephone number or the telephone number where the abstractions will be done?**

Skip Instructions: IF less than 10 digits, goto CK_ASL_PHONE
ELSE goto ASL_PHTYP

ASL_PHTYP

Universe: DEL_ASL ne 97 AND ASL_NAME ne 999 AND ASL_EVISIT ne 0

Text: ◆ [Enter phone type](#)

0. Main
1. Home
2. Work
3. Mobile
4. Pager, Beeper, Answering Service
5. Public Pay Phone
6. Toll Free
7. Other
8. Fax

9. Unknown

Skip Instructions:

ASL_CONTACT

Universe: DEL_ASL ne 97 AND ASL_NAME ne 999 AND ASL_EVISITS ne 0

Text: ♦ [Enter contact person's name](#)

Skip Instructions:

TE

Universe: DEL_ASL ne 97 AND ASL_NAME ne 999 AND ASL_EVISITS ne 0

Text: **** NOT DISPLAYED ****

Skip Instructions:

RS

Universe: DEL_ASL ne 97 AND ASL_NAME ne 999 AND ASL_EVISITS ne 0 AND (AU_NUMBER ne ANY other AU_NUMBER) or (AU_NUMBER eq other AU_NUMBER and this is the first row with that AU_NUMBER)

Text: **** NOT DISPLAYED ****

Skip Instructions:

PRF_WKLD

Universe: DEL_ASL ne 97 AND ASL_NAME ne 999 AND ASL_EVISITS ne 0

Text: **** NOT DISPLAYED ****

Skip Instructions:

MULTIASCFLAG

Universe:

Text: **** Not Displayed ****

Skip Instructions:

AU_ASL_NUMS

Universe:

Text: ****Not Displayed ****

Skip Instructions:

ASCDK_CHECK

Universe: TOT_GOODASL >= 1 AND ASL_INTRO = 1 AND ASC_EMR = 1

Text: ♦ Are there any Don't Know items that you need to callback for?

Press Ctrl-M to review DKs and RFs
Press Shift-F7 to review all DK Follow-up remarks

If you MUST close this case now, due to pending close-out, and you will not be collecting your remaining DKs and RFs, please select 2 "No", and make any required explanation in the case notes.

1. Yes
2. No

Skip Instructions: Goto DONE_ASC

DONE_ASC

Universe:

Text: ♦ Enter 1 to continue to the next department

WARNING: once you pass this screen, the ASL portion of the induction interview will be closed, and you will not be allowed to re-enter to change any answers or add additional AUs. If you need to go back, use your up arrow to go back now, or press F10 to come back in later. DO NOT press 1 if you need to come back to this department section later.

1. Enter 1 to Continue

Skip Instructions: Exit block and goto BlkF9_DEPT.CONTACT_DEPT

I_ASCMIN

Universe:

Text: **** Not displayed ****

Skip Instructions:

I_ASCMAX

Universe:

Text: **** Not displayed ****

Skip Instructions:

NUMSAS

Universe:

Text: **** NOT DISPLAYED ****

Skip Instructions:

NUMCLINS

Universe:

Text: **** NOT DISPLAYED ****

Skip Instructions:

NUMASLS

Universe:

Text: **** NOT DISPLAYED ****

Skip Instructions:

EXIT_REFUSAL

Universe: F10 was pressed

Text: ♦ Are you exiting this case because of a refusal?

1. Yes
2. No

Skip Instructions: 1: Goto BlkRefused
2: Goto CALLBACKNOTES

CALLBACKNOTES

Universe: (EXIT_REFUSAL = 2)

Text: **I'd like to schedule a DATE to (conduct/complete) the interview.
What DATE AND TIME would be best to visit again?**

♦ Today is: ^IntDate

Skip Instructions: Goto THANKCB

THANKCB

Universe: CALLBACKNOTES = RESPONSE

Text: **Thank you.**

I will call/come back at the time suggested

♦ Revisit (Callback information)

1. Enter 1 to Continue

Skip Instructions: Exit instrument

FOLLOW_UP

Universe: [(EDSTATUS = 2 or 4) AND (OPDSTATUS = 5 or 6) AND (ASCSTATUS = 5 or 6)] OR
[(EDSTATUS = 2 or 4) AND (OPDSTATUS = 2 or 4) AND (ASCSTATUS = 5 or 6)] OR
[(EDSTATUS = 2 or 4) AND (OPDSTATUS = 2 or 4) AND (ASCSTATUS = 2 or 4)] OR
[(EDSTATUS = 2 or 4) AND (OPDSTATUS = 5 or 6) AND (ASCSTATUS = 2 or 4)] OR
[(EDSTATUS = 5 or 6) AND (OPDSTATUS = 2 or 4) AND (ASCSTATUS = 5 or 6)] OR
[(EDSTATUS = 5 or 6) AND (OPDSTATUS = 2 or 4) AND (ASCSTATUS = 2 or 4)] OR
[(EDSTATUS = 5 or 6) AND (OPDSTATUS = 5 or 6) AND (ASCSTATUS = 2 or 4)]

Text: ♦ [The following departments have refused.](#)
[Do you plan to follow-up on these department\(s\)?](#)

1. Yes, will follow-up on department(s)
2. No , wrap case up

Skip Instructions: 1: Goto CALLBACKNOTES
2: Goto BlkRefusal_Ques

CALLBACKNOTES

Universe: (BlkFRONT.BIkTELSCR.TRY_BACK = 1) OR
(BlkFRONT.BIkTELSCR.NEW_CONTACT = 2) OR
(BlkFRONT.BIkTELSCR.INTROB = 2) OR
(BlkFRONT.BIkTELSCR.SCREENER_PV = 3) OR
(BlkFront.BIkInduct.INTRO_IND = 2) OR
(BlkFRONT.BIkInduct.TRY_BACK = 1) OR
(BlkFRONT.BIkInduct.NEW_CONTACT = 2) OR
(BlkFRONT.BIkInduct.INTROB = 2) OR
(BlkFRONT.BIkIndAppt.TRY_BACK = 1) OR
(BlkFRONT.BIkIndAppt.NEW_CONTACT = 2) OR
(FOLLOW_UP = 1) OR
(BlkFront.BIkDept_int.INTRO_DEPT = 2)

Text: **I'd like to schedule a DATE to (conduct/complete) the interview.**
What DATE AND TIME would be best to visit again?

♦ [Today is: ^IntDate](#)

Skip Instructions: Goto THANKCB

THANKCB

Universe: CALLBACKNOTES = RESPONSE

Text: **Thank you.**

I will call/come back at the time suggested.

♦ [Revisit \(Callback information\)](#)

1. Enter 1 to Continue

Skip Instructions: Exit instrument

THANKYOU

Universe: [(EDSTATUS = 5 or 6) AND (OPDSTATUS = 5 or 6) AND
(ASCSTATUS = 5 or 6)]

Text: **This concludes the interview. Thank you for your patience, and for taking the time to answer our questions.**

1. Enter 1 to Continue

Skip Instructions: Exit instrument

SET_REINT

Universe:

Text: **** Non Displayed ****

Skip Instructions: EXIT INSTRUMENT

HOSPREF

Universe:

Text: **** Not displayed ****

Skip Instructions: Goto REFUSED_FOR

REFUSED_FOR

Universe: MARK = 22

Text: ♦ Is this refusal for the hospital, ED department, OPD department and/or Ambulatory Surgery?

Enter all that apply, separate with commas

1. Hospital
2. ED Department
3. OPD Department
4. Ambulatory Surgery

Skip Instructions: IF (BlkScreener.ELIGREQ = 1, 6, 7 or 9) AND
BlkDepartments.BlkED_DEPT.TOTVSED = EMPTY goto VSED101

IF (BlkScreener.ELIGREQ = 2, 6, 8 or 9) AND
BlkDepartments.BlkOPD_DEPT.TOTVSOP = EMPTY goto VSOPD101

IF (BlkScreener.ELIGREQ = 3, 7, 8 or 9) AND
BlkDepartments.BlkASC_DEPT.BlkASL.TOTVSAS = EMPTY goto
VSASC101

IF 1 selected, goto WHOMHOSP
IF 2 selected, goto WHOMED
IF 3 selected, goto WHOMOP
else goto WHOAS

ELIGED

Universe: HOSPREF = 1 AND ELIGREQ = EMPTY AND MARK <= 18
Text: ♦ Does this hospital have an eligible ED?

1. Yes
2. No

Skip Instructions: 1: Goto VSED101
2: Goto ELIGOPD

VSED101

Universe: ELIGED = 1 OR ((BlkScreener.ELIGREQ = 1, 6, 7 or 9) AND
BlkDepartments.BlkED_DEPT.TOTVSED = EMPTY)
Text: ♦ [Enter number of expected visits for the ED](#)

Skip Instructions: DK: Goto VSEDLY
All others, goto ELIGOPD

VSEDLY

Universe: VSED101 = DK
Text: ♦ Enter the number of visits to the department last year

Skip Instructions: Goto ELIGOPD

ELIGOPD

Universe: HOSPREF = 1 AND ELIGREQ = EMPTY AND MARK <= 18
Text: ♦ Does this hospital have an eligible OPD?

1. Yes

2. No

Skip Instructions: 1: Goto VSOPD101
2: Goto ELIGASC

VSOPD101

Universe: ELIGOPD = 1 OR (BlkScreener.ELIGREQ = 2, 6, 8 or 9) AND
BlkDepartments.BlkOPD_DEPT.TOTVSOP = EMPTY)
Text: ♦ Enter number of expected visits for this OPD.

Skip Instructions: DK: Goto VSOPDCLY
All others, goto ELIGASC

VSOPDLY

Universe: VSOPD101 = DK
Text: ♦ Enter number of OPD visits last year

Skip Instructions: Goto ELIGASC

ELIGASC

Universe: HOSPREF = 1 AND ELIGREQ = EMPTY AND MARK <= 18
Text: ♦ Does this hospital have an eligible ambulatory surgery location?

1. Yes
2. No

Skip Instructions: 1: Goto VSASL101
2: Exit block and goto DONE

VSASC101

Universe: ELIGASC = 1 OR ((BlkScreener.ELIGREQ = 3, 7, 8 or 9) AND
BlkDepartments.BlkASC_DEPT.BlkASL.TOTVSAS = EMPTY)
Text: ♦ Enter number of expected visits for the ambulatory surgery location

Skip Instructions: DK: Goto VSASCLY
All other, exit block and goto DONE

VSASCLY

Universe: VSASC101 = DK
Text: ♦ Enter number of ambulatory surgery visits last year

Skip Instructions: Exit block and goto DONE

WHOMHOSP

Universe: MARK < 22 OR (1 selected in REFUSED_FOR)
Text: ♦ Who refused for the hospital?

1. Hospital administrator
2. Approval board or official
3. Other hospital official

Skip Instructions: 1,2: Goto TELPERHO
3: Goto WHOMHOSPSPEC

WHOMHOSPSPEC

Universe: WHOMHOSP = 3

Text: ♦ Specify the name of the other hospital official who refused for the hospital

Skip Instructions:

TELPERHO

Universe: WHOMHOSP = 1-3

Text: ♦ Was the refusal by telephone or in person for the hospital?

1. Telephone
2. In person

Skip Instructions: IF 2 selected in REFUSED_FOR goto WHOMED
IF 3 selected in REFUSED_FOR goto WHOMOP
IF 4 selected in REFUSED_FOR goto WHOMAS

WHOMED

Universe: 2 selected in REFUSED_FOR

Text: ♦ Who refused for the ED Department?

1. Hospital administrator
2. ED/OPD/Ambulatory Surgery Director
3. Approval board or official
4. Other hospital official-Specify

Skip Instructions: 1-3: Goto TELPERED
4: Goto WHOMEDSPEC

WHOMEDSPEC

Universe:

Text: ♦ Specify the name of the other hospital official who refused for the ED

Skip Instructions:

TELPERED

Universe: WHOMED = 1-4

Text: ♦ Was the refusal by telephone or in person for the ED?

1. Telephone
2. In person

Skip Instructions: IF 3 selected in REFUSED_FOR goto WHOMOP
IF 4 selected in REFUSED_FOR goto WHOMAS
ELSE goto REASON

WHOMOP

Universe: 3 selected in REFUSED_FOR
Text: ♦ Who refused for the OPD Department?

1. Hospital administrator
2. ED/OPD/Ambulatory Surgery Director
3. Approval board or official
4. Other hospital official-Specify

Skip Instructions: 1-3: Goto TELPERED
4: Goto WHOMOPSPEC

WHOMOPSPEC

Universe:
Text: ♦ Specify the name of the other hospital official who refused for the OPD

Skip Instructions:

TELPEROP

Universe: WHOMOP = 1-4
Text: ♦ Was the refusal by telephone or in person for the OPD?

1. Telephone
2. In person

Skip Instructions: IF 4 selected in REFUSED_FOR goto WHOMAS
ELSE goto REASON

WHOMAS

Universe: 4 selected in REFUSED_FOR
Text: ♦ Who refused for Ambulatory Surgery?

1. Hospital administrator
2. ED/OPD/Ambulatory Surgery Director
3. Approval board or official
4. Other hospital official-Specify

Skip Instructions: 1-3: Goto TELPERAS
4: Goto WHOMASSPEC

WHOMASSPEC

Universe:
Text: ♦ Specify the name of the other hospital official who refused for the ASL

Skip Instructions:

TELPERAS

Universe: WHOMAS = 1-4

Text: ♦ Was the refusal by telephone or in person for the ASL?

1. Telephone
2. In person

Skip Instructions:

REASON

Universe:

Text: ♦ Specify what reason was given for the refusal/breakoff

Skip Instructions:

CONVHOSP

Universe: MARK < 22 OR (1 selected in REFUSED_FOR)

Text: ♦ Was conversion attempted for the hospital?

1. Yes
2. No

Skip Instructions:

CONVED

Universe: 2 selected in REFUSED_FOR

Text: ♦ Was conversion attempted for the ED Department?

1. Yes
2. No

Skip Instructions:

CONVOP

Universe: 3 selected in REFUSED_FOR

Text: ♦ Was conversion attempted for the OPD Department?

1. Yes
2. No

Skip Instructions:

CONVAS

Universe: 4 selected in REFUSED_FOR

Text: ♦ Was conversion attempted for the Ambulatory Surgery?

1. Yes

2. No

Skip Instructions:

PERSON_TYPE

Universe:

Text: **** NOT DISPLAYED ****

Skip Instructions:

PERSON_NUMBER

Universe:

Text: **** NOT DISPLAYED ****

Skip Instructions:

MAIN_IND

Universe:

Text: **** NOT DISPLAYED ****

Skip Instructions:

FIRST_NAME

Universe:

Text: **** Not Displayed ****

Skip Instructions:

MIDDLE_NAME

Universe:

Text: **** Not Displayed ****

Skip Instructions:

LAST_NAME

Universe:

Text: **** Not Displayed ****

Skip Instructions:

TITLE

Universe:

Text: **** Not Displayed ****

Skip Instructions:

ADDR1

Universe:

Text: **** NOT DISPLAYED ****

Skip Instructions:

ADDR2

Universe:

Text: **** NOT DISPLAYED ****

Skip Instructions:

CITY

Universe:

Text: **** NOT DISPLAYED ****

Skip Instructions:

STATE

Universe:

Text: **** NOT DISPLAYED ****

Skip Instructions:

ZIP

Universe:

Text: **** NOT DISPLAYED ****

Skip Instructions:

PHONE_1

Universe:

Text: **** NOT DISPLAYED ****

Skip Instructions:

PHONE_1_EXT

Universe:

Text: **** NOT DISPLAYED ****

Skip Instructions:

PHONE_1_TYPE

Universe:

Text: **** NOT DISPLAYED ****

Skip Instructions:

PHONE_2

Universe:

Text: **** NOT DISPLAYED ****

Skip Instructions:

PHONE_2_EXT

Universe:

Text: **** NOT DISPLAYED ****

Skip Instructions:

PHONE_2_TYPE

Universe:

Text: **** NOT DISPLAYED ****

Skip Instructions:

PHONE_3

Universe:

Text: **** NOT DISPLAYED ****

Skip Instructions:

PHONE_3_EXT

Universe:

Text: **** NOT DISPLAYED ****

Skip Instructions:

PHONE_3_TYPE

Universe:

Text: **** NOT DISPLAYED ****

Skip Instructions:

PHONE_4

Universe:

Text: **** NOT DISPLAYED ****

Skip Instructions:

PHONE_4_EXT

Universe:

Text: **** NOT DISPLAYED ****

Skip Instructions:

PHONE_4_TYPE

Universe:

Text: **** NOT DISPLAYED ****

Skip Instructions:
SPECIALTY_CODE
Universe:
Text: **** NOT DISPLAYED ****

Skip Instructions:
DEGREE_CODE
Universe:
Text: **** NOT DISPLAYED ****

Skip Instructions:
RESPONDENT_FLAG
Universe:
Text: **** NOT DISPLAYED ****

Skip Instructions:
CALLBACK
Universe:
Text: **** Not Displayed ****

Skip Instructions:
MARK
Universe:
Text: **** NOT DISPLAYED ****

Skip Instructions: <1-22>
MARK_PROCEDURE
Universe: ALL
Text: **** NOT DISPLAYED ****

Skip Instructions:
OUTCOME
Universe:
Text: **** Non-Displayed Field ****

Skip Instructions:
OUTCOME_Procedure
Universe:
Text: **** Not Displayed ****

Skip Instructions:
**MANIPULA_OUT_SCRIP
PT**

Universe:
Text: **** NOT DISPLAYED ****

Skip Instructions:
AU_NEW_SCRIPT

Universe:
Text: **** NON Displayed ****

Skip Instructions:
DATE_STAMPS

Universe:
Text: **** NOT DISPLAYED ****

Skip Instructions:
LST_MARK

Universe:
Text: **** NOT DISPLAYED ****

Skip Instructions:
SITE

Universe:
Text: **** Not Displayed ****

Skip Instructions:
OLDSITE

Universe:
Text: ***** NOT DISPLAYED *****

Skip Instructions:
NEWMGTSTRUC

Universe:
Text: ***** NOT DISPLAYED *****

Skip Instructions:
FACILITYNAME

Universe:
Text: **** NOT DISPLAYED ****

Skip Instructions:

ADDR1

Universe:

Text: **** NOT DISPLAYED ****

Skip Instructions:

ADDR2

Universe:

Text: **** NOT DISPLAYED ****

Skip Instructions:

PLACE

Universe:

Text: **** NOT DISPLAYED ****

Skip Instructions:

ST

Universe:

Text: **** NOT DISPLAYED ****

Skip Instructions:

ZIP5

Universe:

Text: **** NOT DISPLAYED ****

Skip Instructions:

ZIP4

Universe:

Text: **** NOT DISPLAYED ****

Skip Instructions:

MFACSTRET

Universe:

Text: **** NOT DISPLAYED ****

Skip Instructions:

MFACSTRET2

Universe:

Text: **** NOT DISPLAYED ****

Skip Instructions:

MFACCITY

Universe:

Text: **** NOT DISPLAYED ****

Skip Instructions:

MFACST

Universe:

Text: **** NOT DISPLAYED ****

Skip Instructions:

MFACZIP

Universe:

Text: **** NOT DISPLAYED ****

Skip Instructions:

MFACZIP4

Universe:

Text: **** NOT DISPLAYED ****

Skip Instructions:

GREETNAME

Universe:

Text: **** Not Displayed ****

Skip Instructions:

FACPHONE

Universe:

Text: **** NOT DISPLAYED ****

Skip Instructions:

FACEXTN

Universe:

Text: **** NOT DISPLAYED ****

Skip Instructions:

FACPHTYP

Universe:

Text: **** NOT DISPLAYED ****

Skip Instructions:

FRC_FACIND

Universe:

Text: **** NOT DISPLAYED ****

Skip Instructions:

FRN_FACIND

Universe:

Text: **** NOT DISPLAYED ****

Skip Instructions:

ROINTID

Universe:

Text: **** NOT DISPLAYED ****

Skip Instructions:

PAPERSUPDROP

Universe:

Text: **** Not Displayed ****

Skip Instructions: