 Preview & Test

Survey for CDC's Social Vulnerability Index (SVI) website and interactive mapping application


Website link for reference: <https://svi.cdc.gov/>

Our goal is to improve your experience using the CDC's SVI website and interactive application.

Form Approved
OMB No. 0923-0047
Exp. Date: 12/31/2018

CDC estimates the average public reporting burden for this collection of information as approximately 15 minutes per response, including the time for reviewing instructions, searching existing data sources, gathering and maintaining the data needed, and completing and reviewing the collection of information. An agency may not conduct or sponsor, and a person is not required to respond to collection of information unless it displays a currently valid OMB control number. Send comments regarding this burden statement or any other aspect of this collection of information, including suggestions for reducing this burden to CDC/ATSDR Reports Clearance Officer, 1600 Clifton Road, MS D-74, Atlanta, GA 30333, ATTN: PRA (0923-0047).

Thank you for your feedback. Your reply will help us improve the CDC's SVI website and interactive mapping application.

*** 1. Please provide the following:** 


Full name

Profession

Years of service

Are you willing to participate in a usability test about the SVI website and interactive mapping application? (Answer yes or no).


Your email, if you would like to participate in the user test. If you wish to not be considered to participate, please write NA.

*** 2. How comfortable are you using the internet and its resources?** 

* 3. Is the CDC's SVI website and interactive mapping application understandable? 

- Yes. I understand how to use information from the CDC's SVI website and interactive mapping application.
- No. I have information from the CDC's SVI website and interactive mapping application, but I do not understand how to apply this information to my work.
- NA. I view information on the CDC's SVI website and interactive mapping application, but I am not interested in using it for my work.

* 4. How do you use the four SVI themes in your work? 


* 5. How do you use information on the CDC's SVI website and interactive mapping application (including documentation materials)? 

* 6. What are the CDC's SVI website and interactive mapping application's most useful resources? 


* 7. What devices do you use the CDC's SVI website with?

Select all that apply. 


- Laptop
- Desktop computer
- Tablet
- Smart phone

* 8. What file formats do you download from the CDC's SVI website? Select all that apply. 

- PDF (.pdf)
- PowerPoint file (.ppt)
- Excel (.xls)
- Shapefiles
- CSVs
- Database file (.mdb)
- Screenshot (.jpeg)
- NA. I do not download information.

* 9. How would you rank the current overall usability of the tool? 

- Very usable
- Slightly usable
- Unsure/neutral
- Less usable
- Not usable at all

* 10. What would you add or remove to make the CDC'S SVI website and interactive mapping application better? 

Done

Powered by



See how easy it is to [create a survey](#).