

Welcome to the Resident Canada Goose Nest and Egg Registration Site. If you are a landowner, homeowner's association, public land manager, or local government in the lower 48 states or the District of Columbia, you may register at this site for federal authorization to destroy resident Canada goose nests and eggs on property under your jurisdiction.

You must register each year prior to taking nests and eggs. You must register between January 1 and June 30 of the year in which the nests and eggs will be destroyed. You must also enter the individual names of employees or agents who may conduct the work on your behalf. You must be at least 18 years of age to register.

Each registrant must return to this site by October 31 to report the number of nests with eggs which were destroyed for future seasons if you have an outstanding report after 12/31 of the present year..

[Log in](#) [Create account](#)

Please note that some states do not participate in this registration program or have additional or stricter requirements. It is very important that you review the list of State Agency Contacts and Information link below to determine whether you should proceed with registration.

[User's Guide](#)

[Frequently Asked Questions](#)

[Management of Canada Goose Nesting](#)

[Text of Regulation](#)

[State Agency Contacts and Information](#)

[Summary Data](#)

System Requirements: Pages are best viewed at 640 x 480 resolution with Internet Explorer 5.0 or higher. Cookies and JavaScript must be enabled. To view or print online documents, you will need Adobe Reader.

OMB No. 1018-0133

Expires 12/31/2015

Please do not use the internet browser back or next buttons to navigate this site.

To use the Resident Canada Goose Nest and Egg Registration Site, you must have a valid e-mail address.

New User [Click here](#)

to select applicant type and create a login, password, and account profile.

Existing User Login

Required fields are indicated with a red asterisk *

User Login ID *


Password *

[Forgot User Login ID or Password?](#)

[Permits Home Page](#)

[Privacy](#)

[Contact RCGR](#)



Resident Canada Goose Registration

PRIVACY STATEMENT

Thank you for visiting the U.S. Fish and Wildlife Service's (Service) Resident Canada Goose Nest/Egg Registration web site and reviewing our privacy statement. The Service collects information to establish and verify a registrant's eligibility to conduct certain activities under the Migratory Bird Treaty Act. This site requests information specifically to comply with the requirements of the depredation order for resident Canada geese nests and eggs codified at <http://www.ecfr.gov/cgi-bin/text-idx?c=ecfr&SID=446569e981413dd9f36534b523f0ffe&rgn=div8&view=text&node=50:9.0.1.1.4.4.1.10&idno=50>. The depredation order replaces individual Federal depredation permits, but a condition of the permission granted by the depredation order is that the landowner must register at this site. Information collected for this registration includes name, address, phone numbers, facsimile number, e-mail address, and the locations of properties where nests and eggs will be destroyed. Failure to provide all required information will negate the registration and make the landowner ineligible to lawfully destroy resident Canada goose nests and eggs under the depredation order. Information collected for the registration is subject to the Department of the Interior's public notice of the existing [system of records, Permits System – Interior, FWS—21](#), which provides a description of the system, including purposes and routine uses of the records. The Office of Management and Budget (OMB) has approved the information collection and recordkeeping requirements of the depredation order under OMB control number 1018-0133. An agency may not conduct or sponsor and you are not required to respond to a collection of information unless it displays a currently valid OMB control number. The public reporting burden for information collection for the Resident Canada Goose Nest and Egg Registration is 30 minutes for initial registration, 15 minutes to renew the registration, and 15 minutes for reporting. This burden estimate includes time for reviewing instructions, gathering and maintaining data, recordkeeping, and completing and reviewing the registration and report forms. You may direct comments regarding the burden estimate or any other aspect of the information collection to the Service Information Clearance Officer, U.S. Fish and Wildlife Service, Mail Stop 2042-PDM, U.S. Department of the Interior, 1849 C Street, NW, Washington D.C. 20240.

SECURITY

This web site is protected by VeriSign Secure Socket Layer (SSL). The VeriSign logo indicates that you are on the U.S. Fish and Wildlife Service e-Permits web site and have not been re-directed to an illegal site. As a result, your sensitive and non-sensitive data are encrypted over the Internet, preventing information from being read by others on the Internet while it is being transmitted between your web browser and the e-Permits web site. In addition, the e-Permits web site has access controls. You must enter a unique login ID and password to successfully register and use the e-Permits web site.

Security Checks

For web site security purposes and to ensure that this service remains available to all users, we employ software programs to monitor network traffic, identify unauthorized attempts to upload or change information, or otherwise cause damage. Unauthorized attempts to upload or change information on this web site are strictly prohibited and may be punishable under the Computer Fraud and Abuse Act of 1986 and the National Information Infrastructure Protection Act.

Cookies

When you visit some Web sites, their web servers generate pieces of information known as cookies. Some cookies collect personal information to recognize your computer in the future. This is not the case at www.fws.gov, where we only use non-persistent cookies or "per-session cookies." These cookies do not collect personal information on users and they are erased as soon as you leave our Web site.

Per-session cookies serve technical purposes like providing seamless navigation through www.fws.gov. These cookies do not permanently record data and they are not stored on your computer's hard drive. www.fws.gov cookies are stored in memory and are only available during an active browser session. Again, once you close your browser, the cookie disappears.



New User Login

If you have forgotten your User Login ID, select the 'Back' button and then select 'Forgot User Login ID or Password?'. If you want to change your User Login ID, select the 'back' button, use your current ID to login, and then select 'Change User Login ID' from the menu on the home page.

WARNING

If you have registered in the past, creating a new User Login ID now will prevent you from viewing your previous registration created under your old ID.

Create a User Login ID and Password of your choice. The Password can be made up of letters or numbers and no required length. No special characters are required. You must also re-type the new Password to confirm.

Required fields are indicated with a red asterisk *


Create Login ID *

Password *

Confirm Password *

ABN No.

Type ABN No. as it appears below.



<< Back

Exit

Continue >>

Help



Create/Edit an Account Profile

To access the Resident Canada Goose online registration web site, you must create an account profile. Please ensure the information is current.

Please select one of the following:

- ε If you are registering as an [individual](#) homeowner, provide the complete name and address of the individual who will be the responsible registrant. If you are applying on behalf of a homeowner client, the registrant name and address must be that of the homeowner.
- ε If you are registering as a [business \(including homeowners association\), corporation, public agency, local government, or institution](#), provide the complete name and address of the entity that will be the responsible registrant and the name and title of the principal officer. If you are applying on behalf of a client, the information must pertain to the client.

Note: (1) An entity leasing a home or other property is considered the landowner for purposes of this registration system. (2) A pest management company registering on behalf of a client at the client's request must register in the name of the client, not the pest management company. Each client must be registered separately under a separate account. (3) A property management company that owns multiple properties may create a single registration account in the name of the property management company and list individual properties at the Location screen. A property management company that does not own the properties must register each property owner separately.

Exit



Individual Account Profile

[Name](#)
[Address](#)
[Personal
data](#)
[Certification](#)

The profile is divided into four sections each of which can be edited by clicking on the Name, Address, Personal data, or Certification on the navigation bar above.

Existing Users: Please review your account profile data and certify it is correct.

Name

Required fields are indicated with a red asterisk *

Last name *

First name *

Middle name or initial

Suffix

[Back to top](#)

Address

Street address (line 1) *

** You must enter the street address, but may also enter a P.O. Box, if applicable.*

Street address (line 2)

Street address (line 3)

City *

County *

State *

Zip code/Postal code *

[Back to top](#)

Personal Data

Telephone number (999-999-9999) *

Alternate phone
number
(999-999-9999)

E-mail address

*

Confirm E-mail
address

*

[Back to top](#)

By clicking on the box below, I certify that I am the person responsible for the registration and the information submitted is complete and accurate to the best of my knowledge and belief.

I Certify

[Back to top](#)

<< Back

Exit

Continue >>



Business Account Profile



The profile is divided into five sections each of which can be edited by clicking on the Name, Address, Business data, Principal officer, or Certification on the navigation bar above.

Existing Users: Please review your account profile data and certify it is correct.

Required fields are indicated with a red asterisk *

Name

Name of business, agency or institution

*

[Back to top](#)

Address

Street address (line 1)

** You must enter the street address, but may also enter a P.O. Box, if applicable.*

Street address (line 2)

Street address (line 3)

City

*

County

*

State

*

Zip code/Postal code

*

[Back to top](#)

Business data (Registrant Type)

*

[Back to top](#)

Principal officer (e.g., president, director)Last name *First name *Middle name or Initial Suffix Principal officer title *Telephone number(999-999-9999) ***Primary Contact for Activity**

Note: The Primary Contact is the person who will respond to inquiries from the U.S. Fish and Wildlife Service, on the behalf of the Registrant, regarding the activities to be conducted under the RCGR Registration.

Primary Contact Name *Contact Telephone number *Contact E-mail address *Confirm Contact E-mail address *[Back to top](#)

By clicking on the box below, I certify that I am the person responsible for the registration and the information submitted is complete and accurate to the best of my knowledge and belief.

 I Certify[Back to top](#)

<< Back

Exit

Continue >>



Root Root ▶ Root Root Root

Location of activity

[Location questions](#) [Name questions](#) [Certification](#)

Location of Activity

Enter the physical address in the Location Detail section for each location. Only States that accept this registration are included in the State dropdown list. If your State is not listed, you cannot register locations in that State and should contact the State for further information. *

Tips for entering a location of property where the nest and egg work will occur, as follows:

Homeowner: Enter the physical address of the property: (e.g., 123 Main St., Vienna, Fairfax, VA)

Homeowner Association: Enter the name (e.g., West Lake development) and physical address of the development.

Business/organization: Enter the physical address of the property: (e.g., 123 Main St., Vienna, Fairfax, VA)

Local government or Agency: Enter the physical address or location of the property, or if multiple locations, may describe as a group, (e.g., Fairfax County Park Authority property).

Property management company-owned properties: Enter the name (e.g., Crestview Center) and physical address of the owned property or properties.

Tips for navigating the Location Detail section: The Location List will display the address entered in the Account Profile, as the default.

Add a new location - Click the "Add New" button at the bottom of the page. A blank Location Detail is displayed. Enter the physical address in the Location Detail section. Once done, you must press the "Save" button to save the newly added record.

Note: The "Save" button lets you save your data without exiting the web page. It lets you view and edit multiple Locations before you click "Continue" to go to the next page.

Edit location - When you first enter the Location of Activity page, the very first location in the list will be displayed in the Location Detail. You can make changes to the location displayed or to multiple locations. You must first select a location from the Location list, edit the data, press the "Save" button, and then select another location from the same list to continue editing.

Delete location: Select a location from the Location list below, the location record will be displayed in the "Location Detail" section. Click the "Delete" button located at the bottom of the Location Detail section. You may not delete a location once it has been certified at the end of the registration process.

Refresh: If you do not see one of the Locations in the Location list, click the "Refresh" button to update the screen display. You can also click Refresh to clear any unsaved data



Location list:

Location Detail

Enter physical address	<input type="text"/>
Address line 2	<input type="text"/>
Address line 3	<input type="text"/>
City	<input type="text"/>
County or equivalent	<input type="text"/>
State	<input type="text" value="Unbound"/>
Registration No.	<input type="text" value="[b_PN]"/>
System Record Locator	<input type="text" value="[b_RN]"/>
<i>System Record Locator represents a system generated number for internal use only.</i>	

Save your changes - Click "Continue" or "Save" to apply changes to the database.

<< Back	Refresh	Add new	Delete	Save	Exit	Continue
---------	---------	---------	--------	------	------	----------



Root Root ▶ Root Root Root

AGENTS/EMPLOYEES

[Location questions](#) [Name questions](#) [Certification](#)

Persons Who May Conduct the Activity

You must register each individual who will be conducting the nest and egg control work on your property on your behalf

Tips for entering individuals who may conduct the activity

Add a new person: Click "Add New" button at the bottom of the page. A blank Agent/Employee Name Detail is display. Enter the First and Last Name of the person who will conduct the work in this section. If a pest management company is doing the work, please enter the company name after the individual's name (e.g., John Smith, Orkin Pest Control). Once done, press the "Save" button to save the newly added record..

Note: the "Save" button lets you save your data without exiting the web page. It lets you view and edit multiple Names before you click "Continue" to go to the next page.

Edit Agent/Employee name: You can make changes to the name of an Agent/Employee displayed in the Agent/Employee Name List by selecting the name in the list, editing the data in the Agent/Employee Name Detail, and pressing the "Save" button.

Delete Agent/Employee name: Select the name in the Agent/Employee Name List below. The Detail record will be displayed in the Agent/Employee Name Detail section. Click the "Delete" button at the bottom of the page.

Refresh: If you do not see an Agent/Employee name in the Agent/Employee Name List, click the "Refresh" button to update the screen display. You can also click Refresh to clear any unsaved data.

Agent/Employee Name List:

Agent/Employee Name Detail

Enter Individual Name
(First and Last Name, and company name, if applicable)

Registration No.

System Record Locator

System Record Locator represents a system generated number for internal use only.

Save your changes - Click "Continue", "or "Save" to apply changes to the database.

<< Location State Selection Page

Refresh

Add new

Delete

Save

Exit

Continue

Report of Activity:

(Two screen shots follow to show the upper and lower portions of the Nest and Egg Registration Report screen)

Upper portion of the page:



Nest and Egg Registration Report

Registrant Name: Hoang, Quan Tuong. Registration No.: RG-00003A
Date of Report: 7/30/2012
Date Amended: 7/30/2012

Instructions: Each registrant must submit a report of activities by October 31 of the registration year. A report is required even if no nests and eggs were destroyed. You cannot re-register for future seasons if you have an outstanding report after 12/31 of the present year.

You may update your report throughout the season. However, your report is not complete unless you have entered a value for each month, even if the value is "0".

Report of Activity

Report data is compiled by county. If you take nests at multiple locations in a county, add the number of nests taken each month for that county.

Enter the totals in the Report of Activity Detail section for each county (or equivalent) and for each month.

Tips for entering Report of Activity:

To view or edit Report of Activity in the Report of Activity Detail section, you must select the appropriate county in the County list below. If your work occurred in only one county, it is automatically displayed in the Report of Activity Detail. If you conducted work in multiple counties, the first county is displayed in the Report of Activity Detail section. You must select each county from the County list.

Once you have made changes to the data, click "I Certify", and press the "Save" button to save the data before proceeding to the next County in the list. The system will total the numbers entered for each month and the total will be displayed on the Total Reported line

The state and county (or equivalent) for which you registered are displayed in the Report of Activity Detail section. Enter the number of nests with eggs that were destroyed each month in that County. Do not enter the number of individual eggs that were added or destroyed. If you had no activity in a county you must enter 0 for each month.

Note: The "Save" button placed next to the "I Certify" check box allows you save your data without having to exit this web page. It gives you a chance to edit the next County in the list or view the data before you press the "Submit and Home" button to go back to home page.

Bottom portion of the Nest and Egg Registration Report page:

6 RECORDS DETECTED

County list:

Report of Activity Detail

Report Year:
State:
Location County:
March: *
April: *
May: *
June: *

Total Reported
The system will total the numbers reported above once you Certify and Save.

Registration No.
System Record Locator
System Record Locator represents a system generated number for internal use only


Save your changes - Click "Save", or "Submit & Home" to apply changes to the database. You may also click the "Save & Confirm by E-mail" button to save your data and send a confirmation of your Report of Activity to the E-mail address in your account profile.

Certification

Registrant Certification
I certify that the information in this report is true and correct to the best of my knowledge. I understand that any false statement herein may subject me to the criminal penalties of 18 U.S.C. 1001.

I Certify *

Email Confirmation once the Report is submitted:



U.S. FISH AND WILDLIFE SERVICE
RESIDENT CANADA GOOSE REPORT OF ACTIVITY CONFIRMATION

Your report has been updated. However, your report is not complete unless a value is entered for each month, even if the value is 0. You will not be able to register for future seasons if you have an outstanding report after 12/31 of the present year.

Registration No. RG-00003A

Date of Registration: 5/11/2012

Date Amended: 9/11/2012

Registrant (Landowner) Name: Hoang, Quan Tuong

Registrant Type: Individual

Registrant Address and Contact Information:

1001 Cedar Blvd.
Suite# 242
C/O NGA
Fairview
Ma Nhat Tan, VA 20111
Telephone: (111)111-0000. Alternate Telephone: (222)222-2222

Location of Properties where Activity will occur:

- 1) Fairfax, 3333, Alexandria, VA
- 2) Fairfax, 123, Falls Church, VA
- 3) Fairview, 1 SouthPaw Avenue, Suite# 1001, C/O NBT, Ma Nhat Tan, VA
- 4) Loudon, 345 West, Leesburg, VA
- 5) Marin, 555 E Street, Room# 4046, C/O WS, Sarline, CA
- 6) Fairfax, now is the time, Herndon, VA
- 7) Arl, now is that time, Bldg3 1, Arlington, VA
- 8) loudoun, some place, leesburg, VA

Report of Activity: The month(s) with no data in parentheses indicates an incomplete report.

- 1) Marin CA: MAR(); APR(); MAY(); JUN(); Total[].
- 2) Arl VA: MAR(); APR(); MAY(); JUN(); Total[].
- 3) Fairfax VA: MAR(); APR(); MAY(); JUN(); Total[].
- 4) Fairview VA: MAR(); APR(); MAY(); JUN(); Total[].
- 5) Loudon VA: MAR(); APR(); MAY(); JUN(); Total[].
- 6) loudoun VA: MAR(); APR(); MAY(); JUN(); Total[].

[Home](#)

[Exit](#)

View/Print Current Registration Form:



U.S. FISH AND WILDLIFE SERVICE
RESIDENT CANADA GOOSE NEST & EGG REGISTRATION CONFIRMATION

This registration is valid ONLY from March 1 – June 30, 2012 for control activities.

Registration No. RG-00003A

Date of Registration: 5/11/2012

Date Amended: 9/11/2012

Registrant (Landowner) Name: Hoang, Quan Tuong

Registrant Type: Individual

Registrant Address and Contact Information:

1001 Cedar Blvd.
Suite# 242
C/O NGA
Fairview
Ma Nhat Tan, VA 20111
Telephone: (111)111-0000. Alternate Telephone: (222)222-2222

Location of Properties where Activity will occur:

- 1) Fairfax, 3333, Alexandria, VA
- 2) Fairfax, 123, Falls Church, VA
- 3) Fairview, 1 SouthPaw Avenue, Suite# 1001, C/O NBT, Ma Nhat Tan, VA
- 4) Loudon, 345 West, Leesburg, VA
- 5) Marin, 555 E Street, Room# 4046, C/O WS, Sarline, CA
- 6) Fairfax, now is the time, Herndon, VA
- 7) Arl, now is that time, Bldg3 1, Arlington, VA
- 8) loudoun, some place, leesburg, VA

Agent/Employee:

- 1) Hoang, Quan Tuong
- 2) Ron Kokel
- 3) bbbbbb
- 4) didididid
- 5) Toan and Vicki
- 6) A new person
- 7) susan
- 8) James Earl Jones


Conditions: You and your agents or employees must comply with the Resident Canada Goose Nest & Egg Depredation Order Conditions.

If agents or employees will conduct the nest and egg work on your behalf, you may sign this registration confirmation and provide them a copy as evidence of your authorization to perform the work.

Signature of Registrant (Landowner): _____

[Proceed to Resident Canada Goose Nest & Egg Depredation Order Conditions](#)


Change User Login ID:



Required fields are indicated with a red asterisk *

Old User Login ID	<input type="text" value="hq"/>	*
Password	<input type="password"/>	*
New User Login ID	<input type="text"/>	*
Confirm User Login ID	<input type="text"/>	*

Change Password:



Enter your User Login ID. Enter your current password and then create a new one. The new Password can be made up of any number of letters or numbers. No special characters are required. You must also re-type the new Password to confirm.

User Login ID	<input type="text" value="hq"/>
	<small>(Temporary password is considered old password)</small>
Old Password	<input type="password"/>
New Password	<input type="password"/>
Confirm Password	<input type="password"/>