

ATTACHMENT 4

Prevention Research Centers Program

Web-based Data Collection System Screen Shots

(Note: The Table of Contents is provided for reviewers and is not a component of the web-based data collection system. Some screenshots contain test data for demonstration purposes.)

Table of Contents

OMB Compliance Statement tab.....	4
Instructions tab.....	5
Support tab.....	6
Switch Year tab.....	7
Survey – Input: Partnerships.....	8
Survey – Input: Resources Provided.....	17
Survey – Activity: Center Projects.....	21
Survey – Activity: Other-funded Research Projects (ORP).....	25
Survey – Output: Students Mentored.....	33
Survey – Output: Formal Training Programs (FTP).....	37
Survey – Output: Practice & Research Tools.....	43
Survey – Impact: Systems & Environmental Strategies (PSE).....	50
Survey – Impact: # of People Reached.....	56
Survey – Impact: Projects Found Effective.....	62
Survey – Impact: Projects Adopted Outside original study population.....	67
Survey – Additional Impacts.....	73
Cost Analysis – Participant Count/Duration.....	77
Cost Analysis – Labor.....	81
Cost Analysis – Materials & Consumables.....	85
Cost Analysis – Travel.....	89
Cost Analysis – Location.....	93
Cost Analysis – Cost to Participant (Indirect).....	97
Products – Books & Book Chapters.....	101

Products – Journal Articles..... 106

Products – Presentations..... 112

OMB Compliance Statement tab

The screenshot shows a web browser window with the following elements:

- Address Bar:** <https://partner.cdc.gov/Sites/NCCDPHP/PRC/WA17/default.aspx>
- Page Title:** Home - PrcWeb
- Navigation Menu:** File, Edit, View, Favorites, Tools, Help
- Page Header:** PrcWeb | Options | Gyan Chandra | Chandra, TEST EXTERNAL USER | chandgy2@gmail.com
- Page Content:**
 - PRC Program data collection system** | PRC-ID: * TEST PRC * | Year: 1
 - Navigation tabs: OMB Compliance (selected), Instructions, Data Collection, Support, Switch Year
 - Form Approved**
OMB No. 0920-0650
Exp. Date: xx/xx/xxxx
 - Public reporting of this collection of information is estimated to average 48 hours per response, including the time for reviewing instructions and completing and reviewing the collection of information. An agency may not conduct or sponsor, and a person is not required to respond to a collection of information unless it displays a current valid OMB control number. Send comments regarding this burden estimate or any other aspect of this collection of information, including suggestions for reducing this burden to CDC/ATSDR Reports Clearance Officer, 1600 Clifton Road NE, MS D-74, Atlanta, Georgia 30333; ATTN: PRA (0920-0650)**

Instructions tab

The screenshot shows a web browser window with the URL https://partner.cdc.gov/Sites/NCCDPHP/PRC/WA17/default.aspx#Type=Form&Name=fUtilityOMB&Path=fAdmin_S. The browser's address bar shows the page title "Home - PrcWeb". The browser's menu bar includes "File", "Edit", "View", "Favorites", "Tools", and "Help". The browser's toolbar includes "Home", "PrcWeb", "Options", "Gyan Chandra", and "Help". The browser's status bar shows "Chandra, TEST EXTERNAL USER" and "chandgy2@gmail.com".

The page content includes a navigation menu with "OMB Compliance", "Instructions", "Data Collection", "Support", and "Switch Year". The main content area is titled "Instructions" and includes a link to "Instructions PDF". The page contains the following text:

This document provides general instructions for using the PRC Program Data Collection System, including an overview of its layout and contents, as well as instructions for data entry and pilot estimates.

Layout

Across the top of the PRC Program Data Collection System there is a tab with the OMB Compliance Statement, a tab with these instructions, and tabs for each year of the 5-year funding cycle. The current year for which you are entering data will be the only year you can select and enter data in. The other tabs will be grayed out. You can choose to enter data throughout the reporting period, or once annually, until the deadline provided by the PRC Program. For the pilot test only there is also a "Pilot Estimates" tab where you will enter the estimated time it takes you to complete each section.

Once you have selected the appropriate year tab, you will see three items across the top of the screen: Survey, Cost Analysis, and Products. These are three components of the PRC Evaluation that require your input.

Survey

Within the Survey tab are 11 sections listed on the left that reflect some of your center's inputs, activities, outputs, and impacts. Please enter data sequentially, as some of the earlier sections are linked to subsequent sections. This is especially important for the Partnerships, Center Projects, and Other-funded Research Projects Sections. When reporting Outputs and Impacts you will be given drop down menus to report affiliated partnerships and projects. If you do not see a partner or project listed in these drop down menus, you will need to return to the appropriate partner or project section and enter it there.

Cost Analysis

Within the Cost Analysis tab are 6 sections: Participant Count/Duration, Labor, Materials & Consumables, Travel, Location, and Cost to Participant (Indirect).

Products

Within the Products tab are 3 sections: Books & Book Chapters, Journal Articles, and Presentations.

Validation

Within the Validation tab are 3 sections: Core/SIP Budget, Core/SIP Abstracted Summary, Faculty/Staff Information.

Support tab

The screenshot shows a web browser window displaying the 'Support' tab of the PRC Program data collection system. The browser address bar shows the URL: https://partner.cdc.gov/Sites/NCCDPHP/PRC/WA17/default.aspx#Type=Form&Name=fUtilityOMB&Path=fAdmin_S. The page header includes the PRC logo, the text 'PRC Program data collection system', and the current record information: 'PRC-ID: * TEST PRC * Year: 1'. The user is identified as 'Chandra, TEST EXTERNAL USER' with the email 'chandgy2@gmail.com'. A navigation menu at the top contains 'OMB Compliance', 'Instructions', 'Data Collection', 'Support', and 'Switch Year'. The 'Support' tab is active, displaying a large green question mark icon and the word 'Support'. Below this, there are four bullet points providing support instructions and contact information:

- For questions about evaluation content (e.g., what to report), please refer to the "Definitions/Instructions" tab within each record that can be accessed by clicking on the details-button.
- If you still have questions, please contact your PRC Program Evaluation & Translation Team liaison.
- If you have technical questions about this data collection system, please contact:
 - Email: prctechsupport@cdc.gov
 - Name: Gyan Chandra, MBA, MS
 - Phone: 770-488-0145
- Documentation pertaining to various aspects of the system can be viewed by clicking the links below:
 - [CDC-Join external partner login instructions](#)
 - [Software use instructions](#)
 - [Initial Login & use instructions for the PRC Program data collection system](#)
 - [Evaluation content data collection definitions](#)
 - [Application documentation with screen-shots](#)

Switch Year tab

Browser address bar: <https://partner.cdc.gov/Sites/NCCDPHP/PRC/WA17/default.aspx#Type=Form&Name=fUtilityLoadingSwitchDefa>

Page Title: PrcWeb ▶ Options ▾

Page Header: **PRC Program data collection system** PRC-ID: * TEST PRC * Year: 1

User Information: Chandra, TEST EXTERNAL USER
chandgy2@gmail.com

Navigation: OMB Compliance | Instructions | Data Collection | Support | Switch Year

View or Edit data for selected PRC

User Name: Chandra, TEST EXTERNAL USER

Work Email Address: chandgy2@gmail.com

Work Phone: (770) 488-0145

PRC Name: * TEST PRC *

Year: 2014-2019: Year 1

[View/Edit Data for selected PRC & Year](#)

Survey – Input: Partnerships

Partnerships Summary

The screenshot displays the PRC Program data collection system interface. The browser address bar shows the URL: <https://partner.cdc.gov/Sites/NCCDPHP/PRC/WA17/default.aspx#Type=Form&Name=fC>. The page title is "PRC Program data collection system" with "PRC-ID: * TEST PRC * Year: 1" and user information "Chandra, TEST EXTERNAL USER chandgy2@gmail.com".

The navigation menu includes: OMB Compliance, Instructions, Data Collection, Support, Switch Year, Survey, Cost Analysis, Products, and Validation. The left sidebar lists 12 categories, with "1) Input: Partnerships" selected.

The main content area is titled "Input: Partnerships" and includes the following text: "Please click the details-button to view/update information for each partnership; delete-button to delete records; and the add-button to add new partnerships. Partners that [* TEST PRC *] was actively engaged with in Year [1] between [9/30/2014] and [9/29/2015]."

Below the text is a filter section with a "Definitions" link, a "Filter" input field containing "Specify partner name ...", a "All Records" dropdown, and "Apply Filter" and "Reset Filter" buttons.

The table below shows three partner records:

	Partner Name	
Details	Test Partner 1 - GTHRN	Delete
Details	Test Partner 2 - CPRN	Delete
Details	Test Partner 3 - MEW	Delete

At the bottom, there is a pagination control showing "Records 1 ... 3 of 3" and "Page 1 of 1".

Partnership details – Partner tab

Partner Name: Test Partner 1 - GTHRN



Input: Partnerships

[Help PDF](#)

[Definitions PDF](#)

Partner | Center Project Roles | Center TA Roles | Core Research Roles | Characteristics | Outcome | Submit | Definitions/Instructions

Cycle-Year-Center **2014-19: Year 1 - * TEST ***

Partner Name **Test Partner 1 - GTHRN**

If thematic network **Global and Territorial Health Research Network**

Organization/Partner Type (select all that apply):

No Individual community member

No PRC

No Academia

No Business sector (does not include childcare or healthcare)

No Faith-based organization

No Foundation

No Nonprofit (if not captured by other entities listed here)

No Other governmental agency (e.g., Parks and Rec Dept.)

No Other, specify **N/A**

No Childcare

No School

No Healthcare sector

No Local health department

No State health department

No Tribal health department

Is this partner represented on one or more of your PRC's community committees? **No**

Is this partner involved in your center projects, core research project or special interest projects (SIP)?

(If you selected 'center project' or 'core research project', please fill out the details in the corresponding tabs.)

Yes Center project ?

Yes Core research project ?

No SIP ?

View Error Log

Cancel Changes

Save Record

Save & Close

Partnership details – Center Project Roles tab (if applicable)

Partner Name: Test Partner 1 - GTHRN



Input: Partnerships

[Help PDF](#)

[Definitions PDF](#)

Partner Center Project Roles Center TA Roles Core Research Roles Characteristics Outcome Submit Definitions/Instructions

Please indicate if your PRC has fulfilled the following roles in this partnership as it related to your center projects:

<input type="text" value="No"/> Service Provision	<input type="text" value="No"/> Technical Assistance
<input type="text" value="No"/> Research	<input type="text" value="No"/> Training
<input type="text" value="No"/> Evaluation	<input type="text" value="No"/> Subject matter expertise
<input type="text" value="No"/> Program Development	<input type="text" value="No"/> Service on boards or committees
<input type="text" value="No"/> Dissemination	<input type="text" value="No"/> Other, specify <input type="text" value="N/A"/>
<input type="text" value="Monetary"/> Provision of resources	


Please indicate if your PARTNER has fulfilled the following roles in this partnership as it related to your center projects:

<input type="text" value="No"/> Service Provision	<input type="text" value="No"/> Technical Assistance
<input type="text" value="No"/> Research	<input type="text" value="No"/> Training
<input type="text" value="No"/> Evaluation	<input type="text" value="No"/> Subject matter expertise
<input type="text" value="No"/> Program Development	<input type="text" value="No"/> Service on boards or committees
<input type="text" value="No"/> Dissemination	<input type="text" value="No"/> Other, specify <input type="text" value="N/A"/>
<input type="text" value="Non-Monetary"/> Provision of resources	

View Error Log


 Cancel Changes

 Save Record

 Save & Close

Partnership details – Center TA Roles tab (if applicable)

Partner Name: Test Partner 1 - GTHRN x

 **Input: Partnerships**[Help PDF](#)
[Definitions PDF](#)

Partner	Center Project Roles	Center TA Roles	Core Research Roles	Characteristics	Outcome	Submit	Definitions/Instructions
---------	----------------------	-----------------	---------------------	-----------------	---------	--------	--------------------------

Please indicate if your PRC has fulfilled the following "Technical Assistance" roles in this partnership:

<input type="text" value="No"/> Grant Writing	<input type="text" value="No"/> Intervention Selection and/or Implementation
<input type="text" value="No"/> Grant Review	<input type="text" value="No"/> Training
<input type="text" value="No"/> Evaluation	<input type="text" value="No"/> Process Development
<input type="text" value="No"/> Communication	<input type="text" value="No"/> Tool Development
<input type="text" value="No"/> Site Visit	<input type="text" value="No"/> Other, specify <input style="width: 100%;" type="text" value="N/A"/>
<input type="text" value="No"/> Provision of resources	

Describe the technical assistance service(s) that you provided TO this partner:

Please indicate if your PARTNER has fulfilled the following "Technical Assistance" roles in this partnership:

<input type="text" value="No"/> Grant Writing	<input type="text" value="No"/> Intervention Selection and/or Implementation
<input type="text" value="No"/> Grant Review	<input type="text" value="No"/> Training
<input type="text" value="No"/> Evaluation	<input type="text" value="No"/> Process Development
<input type="text" value="No"/> Communication	<input type="text" value="No"/> Tool Development
<input type="text" value="No"/> Site Visit	<input type="text" value="No"/> Other, specify <input style="width: 100%;" type="text" value="N/A"/>
<input type="text" value="No"/> Provision of resources	

Describe the technical assistance service(s) that you have received FROM this partner:

View Error Log

↶ Cancel Changes

💾 Save Record

🚪 Save & Close

Partnership details – Core Research Roles tab (if applicable)

Partner Name: Test Partner 1 - GTHRN



Input: Partnerships

[Help PDF](#)

[Definitions PDF](#)

Partner | Center Project Roles | Center TA Roles | **Core Research Roles** | Characteristics | Outcome | Submit | Definitions/Instructions


Please indicate if your PRC has fulfilled the following roles in this partnership as it related to your core research project:

No <input type="checkbox"/>	Service Provision	No <input type="checkbox"/>	Technical Assistance
No <input type="checkbox"/>	Research	No <input type="checkbox"/>	Training
No <input type="checkbox"/>	Evaluation	No <input type="checkbox"/>	Subject matter expertise
No <input type="checkbox"/>	Program Development	No <input type="checkbox"/>	Service on boards or committees
No <input type="checkbox"/>	Dissemination	No <input type="checkbox"/>	Other, specify
No <input type="checkbox"/>	Provision of resources	<input type="text" value="N/A"/>	

Please indicate if your PARTNER has fulfilled the following roles in this partnership as it related to your core research project:

No <input type="checkbox"/>	Service Provision	No <input type="checkbox"/>	Technical Assistance
No <input type="checkbox"/>	Research	No <input type="checkbox"/>	Training
No <input type="checkbox"/>	Evaluation	No <input type="checkbox"/>	Subject matter expertise
No <input type="checkbox"/>	Program Development	No <input type="checkbox"/>	Service on boards or committees
No <input type="checkbox"/>	Dissemination	No <input type="checkbox"/>	Other, specify
No <input type="checkbox"/>	Provision of resources	<input type="text" value="N/A"/>	

View Error Log

 Cancel Changes

 Save Record

 Save & Close

Partnership details – Characteristics tab

Partner Name: Test Partner 1 - GTHRN



Input: Partnerships

[Help PDF](#)

[Definitions PDF](#)

Partner Center Project Roles Center TA Roles Core Research Roles **Characteristics** Outcome Submit Definitions/Instructions

If you selected core and/or center project, please answer the following questions about the partnership:

Who convened/initiated this partnership?

How long has this partnership been active?

Does this partnership have a formalized agreement and/or plan that outlines the expected roles, responsibilities, and goals of the partnership? (This can include, but is not limited to, a memorandum of understanding, a letter of support, or a strategic plan.)

[View Error Log](#)

[Cancel Changes](#)

[Save Record](#)

[Save & Close](#)

Partnership details – Outcome tab

Partner Name: Test Partner 1 - GTHRN



Input: Partnerships

[Help PDF](#)

[Definitions PDF](#)


Partner Center Project Roles Center TA Roles Core Research Roles Characteristics Outcome Submit Definitions/Instructions


[OPTIONAL] Please briefly describe any significant outcomes that resulted from this partnership. (no more than 250 words)

Test Outcome ...

View Error Log

 Cancel Changes

 Save Record

 Save & Close

Partnership details – Submit tab

Partner Name: Test Partner 1 - GTHRN



Input: Partnerships

[Help PDF](#)
[Definitions PDF](#)

- Partner
- Center Project Roles
- Center TA Roles
- Core Research Roles
- Characteristics
- Outcome
- Submit
- Definitions/Instructions

For PRC Use Only

I confirm that data entry for this record is complete.

Submitted By

Submitted On

PRC Remarks

For CDC Admin Use Only

CDC Remarks

CDC Status

CDC Verified By

CDC Verified On

Added By

Added On

Edited By

Last Edited On

System ID#

[View Error Log](#)

[Cancel Changes](#)

[Save Record](#)

[Save & Close](#)

Partnership details – Definitions/Instructions tab

Partner Name: Test Partner 1 - GTHRN



Input: Partnerships

[Help PDF](#)

[Definitions PDF](#)

Partner Center Project Roles Center TA Roles Core Research Roles Characteristics Outcome Submit Definitions/Instructions

Partnerships are mutual working relationships between your PRC and external collaborators (organizations or individuals outside of the PRC) on a project. PRC partnerships are for the purpose of developing, enhancing, or improving public health practice, programs, or activities (2014-2019 PRC FOA, RFA-DP-14-001, pp. 16).

In addition, PRCs are expected to establish a community committee with defined roles, responsibilities, guidelines, and procedures. The committee should reflect the defined community within which the applied public health prevention research project will occur (2014-2019 PRC FOA, RFA-DP-14-001, pp. 16). For the purposes of this evaluation, include community committee members as partners. This also includes any individual members who represent themselves or a particular sector in the community.

In order to be considered an actively engaged partnership, the PRC and project partner should fulfill at least one of the following roles during the reporting period:

- *Service provision: Includes practice-based services such as providing health screenings.*
- *Research: Conducting basic research that informs a public health strategy.*
- *Evaluation: Conducting an evaluation that informs a public health strategy. This could include being paid for evaluation services, or evaluation of a specific intervention or program.*
- *Provision of resources: Resources that were exchanged as part of the partnership, including financial, material, or technical resources such as staff or volunteers for a particular project, office space, and access to technology. Those resources would not have been obtained without the partnership.*
- *Program development: Developing, implementing, or translating a curriculum, intervention, etc.*
- *Technical assistance (TA) may include: intervention selection and implementation, grant writing, grant review, developing a survey, etc.*
- *Training: Providing a formal training (e.g. curriculum implementation).*
- *Subject matter expertise (SME) includes presenting or providing information regarding evidence-based interventions or the public health burden of a risk factor through either oral or written communication.*
- *Service on boards or committees: Faculty or staff member(s) from the PRC is a member of the partner's board(s) or committee(s) OR the partner is represented on a PRC community committee.*
- *Dissemination: The PRC or partner systematically disseminates an intervention or program.*


Instructions


Please report the number of external partners your PRC actively engaged on a project (including sitting on a community committee) during the current reporting period. Only report each partner once. If your PRC is a member of a SIP Thematic Network, enter the name of the Thematic Network for the Partner Name, select "PRC" for Organization/Partner Type, and "SIP" for the associated project.


Please do not report:

- *Collaborations within your PRC.*
- *Partners who were not actively engaged with your PRC during the current reporting period.*
- *"In-kind support" from your academic institution.*
- *Partnerships that do not develop, enhance, or improve public health practice, programs, or activities.*

View Error Log

 Cancel Changes

 Save Record

 Save & Close

Survey – Input: Resources Provided

Resources provided summary

The screenshot shows a web browser window with the URL <https://partner.cdc.gov/Sites/NCCDPHP/PRC/WA17/default.aspx#Type=Form&Name=fCycleV>. The browser title is "Home - PrcWeb". The page header includes "PrcWeb" and "Options" in the top left, and "Gyan Chandra" in the top right. The main header displays "PRC Program data collection system" with the "PRC" logo, "PRC-ID: * TEST PRC * Year: 1", and the user information "Chandra, TEST EXTERNAL USER chandgy2@gmail.com" and a "Help" link.

The navigation menu includes "OMB Compliance", "Instructions", "Data Collection", "Support", and "Switch Year". Below this, there are tabs for "Survey", "Cost Analysis", "Products", and "Validation".

The left sidebar contains a list of 12 items:

- 1) Input: Partnerships
- 2) Input: Resources Provided
- 3) Activity: Center Projects
- 4) Activity: Other Research Projects
- 5) Output: Students Mentored
- 6) Output: Formal Training Programs
- 7) Output: Practice & Research Tools
- 8) Impact: Policy, Sys. & Env. Strategies
- 9) Impact: # of People Reached
- 10) Impact: Projects Found Effective
- 11) Impact: Projects Adopted Outside
- 12) Additional Impacts

The main content area is titled "Input: Resources provided by academic institution to support PRC". It includes instructions: "Please click the details-button to view/update information pertaining to resources provided to support your PRC." and a specific instruction: "Types of support that were provided in-kind to [* TEST PRC *] by your academic institution in Year [1] between [9/30/2014] and [9/29/2015].". There is a "Definitions" link and a "Filter" dropdown set to "All Records" with "Apply Filter" and "Reset Filter" buttons.

The table header is:

	Financial	Material	Technical	(Select all that apply)	Remarks
--	-----------	----------	-----------	-------------------------	---------

The table body shows one record with the following values:

<input type="button" value="Details"/>	No	Yes	No		
--	----	-----	----	--	--

At the bottom, there is a pagination control: "Records 1 ... 1 of 1" and "Page 1 of 1".

Resources provided details – Support Type tab

[Help](#)
[Defs](#)

✕**Input: Resources provided by academic institution to support PRC activities**

Support Type

Cycle-Year-Center

Which of the following types of support (with actual or estimated value > \$100) were provided in-kind to your PRC by your academic institution during the current reporting period between [9/30/2014] and [9/29/2015]. (Please select all that apply)

For each type of support that was provided, please indicate whether it was provided to the center, core research, or both.

Financial

Return of indirect costs

Additional funding

Other, specify

Material

Equipment

Office space

Other, specify

Technical

Technical support from one or more staff members

Technical support from one or more faculty

Other, specify

Resources provided details – Submit tab

[x](#)

[Help](#)
[Def](#)

Input: Resources provided by academic institution to support PRC activities

Support TypeSubmitDefinitions/Instructions

For PRC Use Only

I confirm that data entry for this record is complete.

Submit

Submitted By

Submitted On

PRC Remarks

For CDC Admin Use Only

CDC Remarks

CDC Status

CDC Verified On

CDC Verified By

Added On

Added By

Last Edited On

Edited By

System ID#

View Error Log


Cancel Changes

Save Record

Save & Close

Resources provided details – Definitions/Instructions tab

[x](#)

 **Input: Resources provided by academic institution to support PRC activities**[Help](#)
[Defs](#)

Support Type Submit Definitions/Instructions

Please use the following definition to tell us about the resources provided by your academic institution to support your PRC's activities.

Definition

Some PRCs receive in-kind support from the academic institutions in which they are housed. This may take the form of financial (e.g. return of indirect costs, additional funding), material (e.g. equipment, office space), or technical (i.e. support provided by a faculty or staff member) support.

View Error Log Cancel Changes Save Record Save & Close

Survey – Activity: Center Projects

Center projects summary

The screenshot displays the PRC Program data collection system interface. The browser address bar shows the URL: <https://partner.cdc.gov/Sites/NCCDPP/PRC/WA17/default.aspx#Type=Form&Name=>. The page title is "Home - PrcWeb". The user is logged in as "Gyan Chandra" (Chandra, TEST EXTERNAL USER, chandgy2@gmail.com). The page displays the "Activity: Center Projects" section, which includes a list of activities on the left and a table of records on the right.

Activity: Center Projects

Please click the Add-Button to add a new record, Delete-Button to delete the selected record & the Details-Button to view or update information.

Center projects funded through center (as opposed to core research) at [* TEST PRC *] in Year [1] between [9/30/2014] and [9/29/2015].

[Definitions](#) Filter: All Records

Project Name	Actions
Test Center Projects #1	<input type="button" value="Details"/> <input type="button" value="Delete"/>
Test Center Projects #2	<input type="button" value="Details"/> <input type="button" value="Delete"/>

Records 1 ... 2 of 2 Page 1 of 1

Center project details – Project tab

Center Project: Test Center Projects #1 x

Activity: Center Projects [Help PDF](#)
[Definitions PDF](#)

Project **Submit** Definitions/Instructions

Cycle-Year-Center **2014-19: Year 1 - * TEST *** ▼

Project Name

Project Description

Center Key Elements that this project provides:

<input type="text" value="No"/> ▼ Administration	<input type="text" value="No"/> ▼ Infrastructure
<input type="text" value="No"/> ▼ Community engagement	<input type="text" value="No"/> ▼ Partnerships
<input type="text" value="No"/> ▼ Technical assistance	<input type="text" value="No"/> ▼ Communication
<input type="text" value="No"/> ▼ Dissemination	<input type="text" value="Yes"/> ▼ Training
<input type="text" value="No"/> ▼ Evaluation	

Center project details – Submit tab

Center Project: Test Center Projects #1 ✕

Activity: Center Projects [Help PDF](#)
[Definitions PDF](#)

Project | **Submit** | **Definitions/Instructions**

For PRC Use Only

I confirm that data entry for this record is complete.

Submitted By
Submitted On

PRC Remarks

For CDC Admin Use Only

CDC Remarks

CDC Status

CDC Verified By CDC Verified On

Added By Added On

Edited By Last Edited On

System ID#

Center project details – Definitions/Instructions tab

Center Project: Test Center Projects #1



Activity: Center Projects

[Help PDF](#)

[Definitions PDF](#)

Project

Submit

Definitions/Instructions

As stated in the 2014-2019 PRC FOA, RFA-DP-14-001, (p. 14), the funding (50%) provided for the comprehensive prevention research center should support the following key elements:

- 1. Infrastructure and administration;*
- 2. Community engagement, partnerships and technical assistance;*
- 3. Communication and dissemination;*
- 4. Training; and*
- 5. Evaluation.*

Please enter all projects associated with these center elements (i.e. projects funded through center as opposed to core research funding) during the reporting period. Provide a project name, brief description, and the key element it was associated with. Note that the outputs and outcomes you report in Sections 7-10 will need to be associated with either a center project or research project. All formal training programs (Section 6) will be linked to a center project entered here.

View Error Log

Cancel Changes

Save Record

Save & Close

Survey – Activity: Other-funded Research Projects (ORP)

ORP summary

The screenshot displays the PRC Program data collection system interface. The browser address bar shows the URL: <https://partner.cdc.gov/Sites/NCCDPHP/PRC/WA17/default.aspx#Type=Form&Nz>. The page title is "Home - PrcWeb". The user is logged in as "Gyan Chandra" (Chandra, TEST EXTERNAL USER, chandgy2@gmail.com). The page shows the "Activity: Other-funded research projects" section, which includes a list of records and a navigation menu on the left.

Activity: Other-funded research projects

Please click the Add-Button to add a new record, Delete-Button to delete the selected record & the Details-Button to view or update information.

Other-funded research projects that [* TEST PRC *] received funding for in Year [1] between [9/30/2014] and [9/29/2015].

[Definitions](#) Filter: All Records

<input type="button" value="Add"/>	Project Name	<input type="button" value="Delete"/>
<input type="button" value="Details"/>	Test ORP Project 1	<input type="button" value="Delete"/>
<input type="button" value="Details"/>	Test ORP Project 2	<input type="button" value="Delete"/>

Records 1 ... 2 of 2 Page 1 of 1

Navigation Menu:

- 1) Input: Partnerships
- 2) Input: Resources Provided
- 3) Activity: Center Projects
- 4) Activity: Other Research Projects
- 5) Output: Students Mentored
- 6) Output: Formal Training Programs
- 7) Output: Practice & Research Tools
- 8) Impact: Policy, Sys. & Env. Strategies
- 9) Impact: # of People Reached
- 10) Impact: Projects Found Effective
- 11) Impact: Projects Adopted Outside
- 12) Additional Impacts

ORP details – Project tab

ORP: Test ORP Project 1



Activity: Other-funded research projects (ORP)

[Help PDF](#)

[Definitions PDF](#)

Project Funding Sources Health Topic Characteristics Involvement Submit Definitions/Instructions

Cycle-Year-Center **2014-19: Year 1 - * TEST ***

Project Name Test ORP Project 1

Federal Funding All federal funding

Funding Amount \$123,456.00 % Federal Funding 50

Did all funding for this project end in the current reporting period between [9/30/2014] and [9/29/2015]? No

View Error Log

Cancel Changes

Save Record

Save & Close

ORP details – Funding Sources tab

ORP: Test ORP Project 1 ✕

Activity: Other-funded research projects (ORP) [Help PDF](#)
[Definitions PDF](#)

Project Funding Sources **Health Topic** Characteristics Involvement Submit Definitions/Instructions

A funding source is a foundation, government agency, or other funding agency that is providing funding for this project. If the funding source is a partner, please select which partner from the dropdown provided. If the funding source is not a partner, please enter the name in the "Non Partner Name" field. If the funding source is CDC or NIH, please specify the center, division, or institute (as applicable) in the "Non Partner Name" field.

Is Partner?	Partner Name	Non Partner Name	
Yes	Test Partner 1 - GTHRN		Delete
Yes	Test Partner 2 - CPCRN		Delete

Records 1 ... 2 of 2 Page 1 of 1

[View Error Log](#) [Cancel Changes](#) [Save Record](#) [Save & Close](#)

ORP details – Health Topic tab

ORP: Test ORP Project 1



Activity: Other-funded research projects (ORP)

[Help PDF](#)

[Definitions PDF](#)

- Project
- Funding Sources
- Health Topic
- Characteristics
- Involvement
- Submit
- Definitions/Instructions

Which health topic(s) does this project address (select all that apply):

Yes	Aging and elderly health	No	Immunization
No	Arthritis	No	Injury prevention
No	Asthma	No	Mental health
No	Cancer	No	Nutrition
No	Cardiovascular health	No	Obesity and overweight
No	Caregiver health	No	Occupational Safety
No	Cognitive health or impairment	No	Oral Health
No	Community health	No	Physical activity
No	Deaf and Hard-Of-Hearing	No	Respiratory health
No	Diabetes	No	School Health
No	Epilepsy	No	Sexual Health
No	Health communications	No	Substance abuse prevention
No	Health economics	No	STD prevention
No	Healthy youth	No	Stroke
No	HIV/AIDS	No	Tobacco prevention and control
No	Heart disease	No	Violence Prevention
No	Immigrant, Refugee, Migrant Health	No	Vision Loss
Yes	Other, specify <input type="text" value="test orp1"/>		

View Error Log

Cancel Changes

Save Record

Save & Close

ORP details – Characteristics tab

ORP: Test ORP Project 1



Activity: Other-funded research projects (ORP)

[Help PDF](#)

[Definitions PDF](#)

Project Funding Sources Health Topic **Characteristics** Involvement Submit Definitions/Instructions

Which of the following research types best describe this project (select all that apply):

- Yes Intervention Research
- No Dissemination and Implementation Research
- No Public Health Practice-based Research
- No Monitoring and/or Evaluation Research
- No Determinant Research
- No Methodological Research
- No None of the above

At what level(s) does this project focus (select all that apply):

- Yes Policy, systems, environmental
- No Community
- No Organizational
- No Interpersonal
- No Individual

View Error Log

Cancel Changes

Save Record

Save & Close

ORP details – Involvement tab

ORP: Test ORP Project 1 ✕

Activity: Other-funded research projects (ORP) [Help PDF](#) [Definitions PDF](#)

Project | Funding Sources | Health Topic | Characteristics | **Involvement** | Submit | Definitions/Instructions

What is your PRC's involvement in this Project (select all that apply):

- Yes No Education/Subject Matter Expertise
- No Partnership
- No Program Development
- No Dissemination
- No Policy/Regulation Development
- No Research/Evaluation
- No Provision of Resources (e.g. staffing, financial)

[View Error Log](#) [Cancel Changes](#) [Save Record](#) [Save & Close](#)

ORP details – Submit tab

ORP: Test ORP Project 1



Activity: Other-funded research projects (ORP)

[Help PDF](#)

[Definitions PDF](#)

- Project
- Funding Sources
- Health Topic
- Characteristics
- Involvement
- Submit
- Definitions/Instructions

For PRC Use Only

I confirm that data entry for this record is complete.

Submitted By

Submitted On

PRC Remarks

For CDC Admin Use Only

CDC Remarks

CDC Status

CDC Verified By

CDC Verified On

Added By

Added On

Edited By

Last Edited On

System ID#

[View Error Log](#)

[Cancel Changes](#)

[Save Record](#)

[Save & Close](#)

ORP details – Definitions/Instructions tab

ORP: Test ORP Project 1 ✕

Activity: Other-funded research projects (ORP) [Help PDF](#) [Definitions PDF](#)

Project | **Funding Sources** | **Health Topic** | **Characteristics** | **Involvement** | **Submit** | **Definitions/Instructions**

Other-funded research projects are specific research projects that are in line with the mission of the PRC and for which a PRC faculty or staff member applied and received funding for a specified project period. The funding source may be a foundation, government agency, school, or other funding source. Center projects, core research projects, and SIPs are not considered “other-funded research projects”.

PRC faculty and staff include individuals who receive salary and/or project-specific funding from the PRC or SIP budgets, or provide in-kind services to the PRC, and who contributed to or benefited from the PRC.

Instructions
Please provide information about the “other-funded research projects” for which your PRC received funding during the current reporting period.

NOTE: Please do not report:

- Core and SIP projects.
- Center projects
- Projects that did not receive financial support from a funding agency.
- Projects not awarded to PRC faculty or staff.
- Projects not in line with the mission of the PRC.

[View Error Log](#) [Cancel Changes](#) [Save Record](#) [Save & Close](#)

Survey – Output: Students Mentored

Students mentored summary

The screenshot shows a web browser window with the URL <https://partner.cdc.gov/Sites/NCCDPHP/PRC/WA17/default.aspx#Type=Form&Name=>. The page title is "PRC Program data collection system" and the PRC-ID is "* TEST PRC *". The year is set to "1". The user is identified as "Chandra, TEST EXTERNAL USER" with the email "chandgy2@gmail.com".

The navigation menu includes: OMB Compliance, Instructions, Data Collection, Support, and Switch Year. The main menu includes: Survey, Cost Analysis, Products, and Validation.

The left sidebar lists 12 categories:

- 1) Input: Partnerships
- 2) Input: Resources Provided
- 3) Activity: Center Projects
- 4) Activity: Other Research Projects
- 5) Output: Students Mentored
- 6) Output: Formal Training Programs
- 7) Output: Practice & Research Tools
- 8) Impact: Policy, Sys. & Env. Strategies
- 9) Impact: # of People Reached
- 10) Impact: Projects Found Effective
- 11) Impact: Projects Adopted Outside
- 12) Additional Impacts

The main content area is titled "Output: Students mentored by / working with PRC". It includes a note: "Please click the details-button to view/update information pertaining to students mentored by your PRC." and a summary: "Total # of students who worked with or for [* TEST PRC *] in Year [1] between [9/30/2014] and [9/29/2015]."

There is a "Definitions" link and a "Filter" section with "All Records" selected, "Apply Filter", and "Reset Filter" buttons.

	# who worked with or for the PRC	# who received funding for work by the PRC	# who received funding towards tuition from the PRC	# were part of a Pipeline Program	Center Remarks
Details	167	77	91	55	

Records 1 ... 1 of 1 | Page 1 of 1

Students mentored details – Student Category tab

x

Output: Students mentored by and/or working with PRC

[Help PDF](#)

[Definitions PDF](#)

Student Category

Cycle-Year-Center

For each academic level, in the table below, indicate the total number of students who worked with or for the PRC (paid or unpaid) during the current reporting period between [9/30/2014] and [9/29/2015].

If there were no students that received training or mentoring for a specified academic level, please enter "0" for the number of students.

	Number of students who worked with or for the PRC	Number of students who received funding for work by the PRC	Number of students who received funding towards tuition from the PRC
High School	<input type="text" value="20"/>	<input type="text" value="39"/>	<input type="text" value="49"/>
Undergraduate	<input type="text" value="4"/>	<input type="text" value="5"/>	<input type="text" value="6"/>
Masters	<input type="text" value="99"/>	<input type="text" value="8"/>	<input type="text" value="9"/>
Doctoral	<input type="text" value="10"/>	<input type="text" value="11"/>	<input type="text" value="12"/>
Post-Doctoral	<input type="text" value="13"/>	<input type="text" value="14"/>	<input type="text" value="15"/>
Total	<input type="text" value="146"/>	<input type="text" value="77"/>	<input type="text" value="91"/>

How many of the students reported above were part of a "Pipeline Program"?

Examples of specific pipeline programs:

- The CDC Undergraduate Public Health Scholars (CUPS) Program
- Training Early Achievers for Careers in Health (TEACH) Research

Students mentored details – Submit tab

x

Output: Students mentored by and/or working with PRC

[Help PDF](#)
[Definitions PDF](#)

Student Category Submit Definitions/Instructions

For PRC Use Only

I confirm that data entry for this record is complete.

Submit

Submitted By

Submitted On

PRC Remarks

For CDC Admin Use Only

CDC Remarks

CDC Status

CDC Verified By

Added By

Edited By

CDC Verified On

Added On

Last Edited On

System ID#

View Error Log

↶ Cancel Changes

💾 Save Record

🚪 Save & Close

Students mentored details – Definitions/Instructions tab

xOutput: Students mentored by and/or working with PRC[Help PDF](#)
[Definitions PDF](#)

Student Category Submit Definitions/Instructions

Definitions
Students mentored by and/or working with the PRC must be connected to PRC activities through center projects, core research, SIP, or other-funded research projects that are within the scope of the PRC mission. This includes, but is not limited to, students who worked with the PRC through research assistantships, independent study, practica, internships, fellowships, or other activities. These students may be paid or unpaid. This excludes students who only attended academic classes taught by PRC faculty and students who only attended formal PRC-developed or PRC-sponsored training programs.

A Pipeline Program is a program “focused on intervening in the educational pipeline to enhance opportunities for racial/ethnic minority and disadvantaged students to enter careers in the health professions and health sciences” (HHS, 2009).

View Error LogCancel ChangesSave RecordSave & Close

Survey – Output: Formal Training Programs (FTP)

FTP summary

The screenshot displays a web browser window with the URL <https://partner.cdc.gov/Sites/NCCDPHP/PRC/WA17/default.aspx#Type=Form&l>. The browser's address bar shows the page title "Home - PrcWeb". The application header includes the "PrcWeb" logo and navigation options. The main content area is titled "Program data collection system" and displays the current filter: "PRC-ID: * TEST PRC * Year: 1". The user is identified as "Chandra, TEST EXTERNAL USER" with the email "chandgy2@gmail.com".

The interface features a navigation menu with the following items: OMB Compliance, Instructions, Data Collection, Support, and Switch Year. Below this, a secondary menu includes Survey, Cost Analysis, Products, and Validation. A left-hand sidebar lists 12 categories, with "6) Output: Formal Training Programs" selected and highlighted in blue.

The main content area is titled "Output: Formal Training Programs" and includes the following text: "Please click the Add-Button to add a new record, Delete-Button to delete the selected record & the Details-Button to view or update information." Below this, it states: "Formal Training Programs conducted by [* TEST PRC *] in Year [1] between [9/30/2014] and [9/29/2015]."

The interface includes a "Definitions" link and a "Filter" section with a text input field containing "Specify project name ...", a dropdown menu set to "All Records", and buttons for "Apply Filter" and "Reset Filter". Below the filter, there is a table with one row:

Project Name
Test Center Projects #1

Each row in the table has an "Add" button on the left and a "Delete" button on the right. Below the table, a pagination bar shows "Records 1 ... 1 of 1" and "Page 1 of 1".

FTP details – Audience tab

FTP Project: Test Center Projects #1



Output: Formal Training Programs

[Help PDF](#)

[Definitions PDF](#)

Audience Objective Opinion Submit Definitions/Instructions

Cycle-Year-Center **2014-19: Year 1 - * TEST ***

Please select the center project name using the dropdown menus below:

Center project name Test Center Projects #1

How many people received the training, by audience type? (Please enter 0 for audience types that received no training for the specific program. If a trainee fits in more than one category, select the one category representing the affiliation that most likely brought the trainee to the training)

	Intended Audience	# of people	
Academic faculty	No	0	(Or other researcher)
Community member	No	0	
Community agency	No	0	(Community agency or other non-governmental organization representative)
Health care practitioner	No	0	
Public health employee	No	0	
Public health student	No	0	
Other	No	0	Specify N/A
Total		0	

View Error Log

Cancel Changes

Save Record

Save & Close

FTP details – Objective tab

FTP Project: Test Center Projects #1 ✕

Output: Formal Training Programs [Help PDF](#) [Definitions PDF](#)

Audience Objective Opinion Submit Definitions/Instructions

What was the learning/skill development objective(s)?

[View Error Log](#) [↶ Cancel Changes](#) [💾 Save Record](#) [🚪 Save & Close](#)

FTP details – Opinion tab

FTP Project: Test Center Projects #1



Output: Formal Training Programs

[Help PDF](#)

[Definitions PDF](#)

Audience

Objective

Opinion

Submit

Definitions/Instructions

In your opinion, how will the new information allow the community partners to conduct or translate prevention research?

View Error Log

Cancel Changes

Save Record

Save & Close

FTP details – Submit tab

FTP Project: Test Center Projects #1



Output: Formal Training Programs

[Help PDF](#)

[Definitions PDF](#)

Audience | Objective | Opinion | **Submit** | Definitions/Instructions

For PRC Use Only

I confirm that data entry for this record is complete.

Submitted By

Submitted On

PRC Remarks

For CDC Admin Use Only

CDC Remarks

CDC Status

CDC Verified By

CDC Verified On

Added By

Added On

Edited By

Last Edited On

System ID#

[View Error Log](#)

[Cancel Changes](#)

[Save Record](#)

[Save & Close](#)

FTP details – Definitions/Instructions tab

FTP Project: Test Center Projects #1

✕

Output: Formal Training Programs

[Help PDF](#)

[Definitions PDF](#)

[Audience](#) [Objective](#) [Opinion](#) [Submit](#) [Definitions/Instructions](#)

We define a formal training program as one that your PRC funds or administers, and is replicable and portable (i.e., has fixed content that can be transferred to a different audience or population). The program may occur once, be recurring, or be available for ongoing distribution through your PRC. Most PRC formal training programs confer a new skill set or new knowledge.

Formal training programs do NOT include:

- *Courses offered for university credit*
- *Training programs related to a specific research project (e.g., teaching interviewers to execute a particular survey protocol or orienting staff to a particular PRC project)*
- *Conferences or conference presentations that are for information sharing (NOTE: you may include a training program that is embedded in a conference setting or a conference that is specifically conducted to provide training via workshops)*
- *A fellowship or internship program*
- *A series of presentations (e.g., guest lectures on changing topics, a journal club, a brown bag series, etc.)*
- *An individual presentation*

[View Error Log](#)

[↶ Cancel Changes](#)

[💾 Save Record](#)

[🚪 Save & Close](#)

Survey – Output: Practice & Research Tools

Tools summary

The screenshot displays the PRC Program data collection system interface. The browser address bar shows the URL: <https://partner.cdc.gov/Sites/NCCDPHP/PRC/WA17/default.aspx#Type=Form&Name=fCy>. The page title is "PRC Program data collection system" with filters "PRC-ID: * TEST PRC * Year: 1". The user is identified as "Chandra, TEST EXTERNAL USER" with email "chandgy2@gmail.com".

The navigation menu includes: OMB Compliance, Instructions, Data Collection, Support, Switch Year, Survey, Cost Analysis, Products, and Validation. The left sidebar lists 12 categories, with "7) Output: Practice & Research Tools" selected.

The main content area is titled "Output: Practice and Research Tools" and includes instructions: "Please click the Add-Button to add a new record, Delete-Button to delete the selected record & the Details-Button to view or update information." Below this, a filter is applied: "Practice & Research Tools that were developed and disseminated by [* TEST PRC *] in Year [1] between [9/30/2014] and [9/29/2015].".

The table below shows one record:

Tool Type	Tool Name
Practice	Test Research Tool 1

Navigation controls include "Add", "Details", and "Delete" buttons. The record count is "Records 1 ... 1 of 1" and the page is "Page 1 of 1".

Tool details – Project tab

Tool Name: Test Research Tool 1 ✕

Output: Practice and Research Tools [Help PDF](#) [Definitions PDF](#)

Tool & Project | Tool Type | Dissemination | Partners | Submit | Definitions/Instructions

Cycle-Year-Center 2014-19: Year 1 - * TEST *

Tool Type Practice

Tool Name Test Research Tool 1

Tool Description Test RT1

Please select the type and name of the project that this tool is associated with using the dropdown menus below:

Project Type Center Project

Core/SIP name

Center project name Test Center Projects #1

Previous cycle project name

Project Name Selected Test Center Projects #1

In which funding cycle was the project first developed? Project Type:

View Error Log ↶ Cancel Changes 💾 Save Record 🚪 Save & Close

Tool details – Tool Type tab

Tool Name: Test Research Tool 1 ✕

Output: Practice and Research Tools [Help PDF](#) [Definitions PDF](#)

Tool & Project | Tool Type | Dissemination | Partners | Submit | Definitions/Instructions

What type of Research tool is this (select all that apply):

Instrument

Methodology

Procedure

Other, specify

What type of Practice tool is this (select all that apply):

Guide

Curriculum

Protocol

Training materials

Policy Brief

Planning tool (e.g., surveillance data query tool; tools for strategic, action, evaluation, or communication planning)

Evaluation/assessment tool

Technical package

Template

Other, specify

[View Error Log](#) [Cancel Changes](#) [Save Record](#) [Save & Close](#)

Tool details – Dissemination tab

Tool Name: Test Research Tool 1 ✕

Output: Practice and Research Tools [Help PDF](#) [Definitions PDF](#)

Tool & Project | **Tool Type** | **Dissemination** | **Partners** | **Submit** | **Definitions/Instructions**

How was this tool disseminated (select all that apply):

- No Publication
- No Presentation at professional conference
- No Materials for community distribution (posters, fact sheets, brochures)
- No Presentation at workshop/seminar
- No PRC website
- No Other website (e.g., web-based information clearinghouse)
- No Listserv
- No Training
- No Meeting
- No Community based participatory research projects
- Yes Other, specify

[View Error Log](#) [Cancel Changes](#) [Save Record](#) [Save & Close](#)

Tool details – Partners tab

Tool Name: Test Research Tool 1



Output: Practice and Research Tools

[Help PDF](#)

[Definitions PDF](#)

[Tool & Project](#) [Tool Type](#) [Dissemination](#) [Partners](#) [Submit](#) [Definitions/Instructions](#)

If any of your PRC's partner organizations assisted in the development or dissemination of this tool, please select the partner name and role using the dropdown menus below:

Partner Name	Developed	Disseminated	
<input type="text" value="Test Partner 1 - GTHRN"/>	<input type="text" value="No"/>	<input type="text" value="No"/>	<input type="button" value="Delete"/>

Records 1 ... 1 of 1 | Page 1 of 1

[View Error Log](#)

[Cancel Changes](#)

[Save Record](#)

[Save & Close](#)

Tool details – Submit tab

Tool Name: Test Research Tool 1



Output: Practice and Research Tools

[Help PDF](#)

[Definitions PDF](#)

Tool & Project | Tool Type | Dissemination | Partners | **Submit** | Definitions/Instructions

For PRC Use Only

I confirm that data entry for this record is complete.

Submit

Submitted By

Submitted On

PRC Remarks

For CDC Admin Use Only

CDC Remarks

CDC Status *Data Entry*

CDC Verified By

CDC Verified On

Added By *Chandra, Gyan (CDC/ONDIEH/NCCDPHP)*

Added On *11/10/2015 6:58:03 PM*

Edited By *Chandra, Gyan (CDC/ONDIEH/NCCDPHP)*

Last Edited On *11/10/2015 6:58:03 PM*

System ID#

[View Error Log](#)

[Cancel Changes](#)

[Save Record](#)

[Save & Close](#)

Tool details – Definitions/Instructions tab

Tool Name: Test Research Tool 1

X

Output: Practice and Research Tools

[Help PDF](#)

[Definitions PDF](#)

Tool & Project | Tool Type | Dissemination | Partners | Submit | **Definitions/Instructions**

Research tools are defined as instruments, methodologies, procedures, etc., funded all or in part by PRC dollars and intended primarily for use by researchers to conduct research.


Practice tools are tools developed to synthesize research findings and convert them into a form applicable to the target population or audience and are materials and resources public health practitioners and other external stakeholders can use to inform and improve their work in the promotion and advancement of public health objectives. Practice tools may include programs, technical packages, protocols, training materials, etc., intended primarily for use by community practitioners for non-research endeavors. Practice tools must be funded all or in part by PRC dollars.


Dissemination is the purposive distribution of information and intervention materials to a specific audience with the intent to spread information and associated evidence-based interventions. Methods of dissemination may include, but are not limited to: publishing, presenting at workshops, and posting to web-based information clearinghouses.


Instructions

Please report the number of practice and research tools that were developed and disseminated by your PRC in the current reporting period. Please only report tools associated with your center projects, core research project, SIPs, or other-funded research projects.

View Error Log

 Cancel Changes

 Save Record

 Save & Close

Survey – Impact: Policy, Systems & Environmental Strategies (PSE)

PSE summary

The screenshot displays the PRC Program data collection system interface. The browser address bar shows the URL: <https://partner.cdc.gov/Sites/NCCDPHP/PRC/WA17/default.aspx#Type=Form&Name=fCycle>. The page title is "PrcWeb" and the user is logged in as "Gyan Chandra".

The main header displays "PRC Program data collection system" and "PRC-ID: * TEST PRC * Year: 1". The user's name and email, "Chandra, TEST EXTERNAL USER chandgy2@gmail.com", are also visible.

The navigation menu includes "OMB Compliance", "Instructions", "Data Collection", "Support", and "Switch Year". The "Survey" section is active, with sub-sections for "Cost Analysis", "Products", and "Validation".

The left sidebar lists 12 categories of impacts, with "8) Impact: Policy, Sys. & Env. Strategies" selected. The main content area is titled "Impact: Policy, Systems & Environmental Strategies (PSE)".

Instructions for the survey are provided: "Please click the Add-Button to add a new record, Delete-Button to delete the selected record & the Details-Button to view or update information." The survey title is "Policy, Systems & Environmental Strategies (PSE) that were supported by [* TEST PRC *] in Year [1] between [9/30/2014] and [9/29/2015]."

The interface includes a "Definitions" link, a "Filter" dropdown set to "Specify PSE name ...", and buttons for "Apply Filter" and "Reset Filter". The table below shows one record:

PSE Type	PSE Name
Environmental	Test PSE #1

Navigation controls at the bottom show "Records 1 ... 1 of 1" and "Page 1 of 1".

PSE details – PSE Name tab

PSE Name: Test PSE #1 x

Impact: Policy, Systems & Environmental Strategies (PSE) [Help PDF](#) [Definitions PDF](#)

PSE Name | **PSE Type** | **Partners** | **Submit** | **Definitions/Instructions**

Cycle-Year-Center 2014-19: Year 1 - * TEST *

PSE Type Environmental

PSE Name Test PSE #1

PSE Description Test PSE #1 Description

Please select the type and name of the project that this PSE is associated with using the dropdown menus below:

Project Type Core/SIP

Core/SIP name TEST-CORE: Test Core Project

Center project name

Previous cycle project name

Project Name TEST-CORE: Test Core Project

Selected

In which funding cycle was the project first implemented? Project Type:

[View Error Log](#) [Cancel Changes](#) [Save Record](#) [Save & Close](#)

PSE details – PSE Type tab

PSE Name: Test PSE #1



Impact: Policy, Systems & Environmental Strategies (PSE)

[Help PDF](#)

[Definitions PDF](#)

PSE Name

PSE Type

Partners

Submit

Definitions/Instructions

What role(s) did your PRC play in this strategy? (select all that apply):

No

Research

No

Education

No

Partnership

No

Resources

No

Program Development

No

Technical Assistance

Yes

Other, specify

Test Other PSE #1

At what level was this strategy implemented? (select all that apply):

No

Local

No

State

No

National

No

Tribal

No

International

View Error Log

Cancel Changes

Save Record

Save & Close

PSE details – Partners tab

PSE Name: Test PSE #1 ✕

Impact: Policy, Systems & Environmental Strategies (PSE) [Help PDF](#) [Definitions PDF](#)

PSE Name | **PSE Type** | **Partners** | **Submit** | **Definitions/Instructions**

If any of your PRC's partner organizations assisted in the development or implementation of this strategy, please select the partner name using the drop down menus below:

Is Partner?	Partner Name	Non Partner Name	
No		Test Non Partner #1	Delete
Yes	Test Partner 1 - GTHRN		Delete
Yes	Test Partner 2 - CPRN		Delete

Records 1 ... 3 of 3 | Page 1 of 1

[View Error Log](#) | [Cancel Changes](#) | [Save Record](#) | [Save & Close](#)

PSE details – Submit tab

PSE Name: Test PSE #1

X

Impact: Policy, Systems & Environmental Strategies (PSE)

[Help PDF](#)

[Definitions PDF](#)

PSE Name | PSE Type | Partners | **Submit** | Definitions/Instructions

For PRC Use Only

I confirm that data entry for this record is complete.

 **Submit**

Submitted By

Submitted On

PRC Remarks

For CDC Admin Use Only

CDC Remarks

CDC Status

CDC Verified By

CDC Verified On

Added By

Added On

Edited By

Last Edited On

System ID#

[View Error Log](#)

[Cancel Changes](#)

[Save Record](#)

[Save & Close](#)

PSE details – Definitions tab

PSE Name: Test PSE #1 ✕

Impact: Policy, Systems & Environmental Strategies (PSE) [Help PDF](#) [Definitions PDF](#)

PSE Name | **PSE Type** | **Partners** | **Submit** | **Definitions/Instructions**

Systems-wide strategies affect populations and can occur as a result of any law, rule, regulation (formal or informal), or a standard practice. Policies must be sustainable— (e.g., a school-based intervention funded by a grant continues to be offered after the study is over). An example of a non-sustainable strategy: PRC is funded to evaluate an intervention. Schools offer the intervention during the study period but do not make it a formal part of their curriculum.

Environmental strategies addresses the physical (built environment), social (social context or social structures), and economic (access to employment, income, wealth, and other resources that influence consumerism) environments. Environmental strategies include building walking trails in a community, making low-fat choices available in cafeterias, or removing ashtrays from break rooms, etc.

[View Error Log](#) | [Cancel Changes](#) | [Save Record](#) | [Save & Close](#)

Survey – Impact: # of People Reached

of people reached summary

The screenshot shows a web browser window with the URL <https://partner.cdc.gov/Sites/NCDDPHP/PRC/WA17/default.aspx#Type=Form&Name=fCy>. The page title is "PRC Program data collection system" and the user is logged in as "Chandra, TEST EXTERNAL USER" with email "chandgy2@gmail.com".

The navigation menu includes: OMB Compliance, Instructions, Data Collection, Support, Switch Year, Survey, Cost Analysis, Products, and Validation.

The main content area is titled "Impact: Number of people reached by PRC projects". It includes instructions: "Please click the Add-Button to add a new record, Delete-Button to delete the selected record & the Details-Button to view or update information." Below this, it specifies the filter: "# of people reached (known or potential) by projects that [* TEST PRC *] implemented in Year [1] between [9/30/2014] and [9/29/2015]."

There is a "Definitions" link and a "Filter" section with a text input "Specify project name ...", a dropdown menu set to "All Records", and buttons for "Apply Filter" and "Reset Filter".

A table with one record is displayed:

Project Name
Test Center Projects #1

Below the table, there is a pagination control showing "Records 1 ... 1 of 1" and "Page 1 of 1".

A sidebar on the left lists 12 categories of impact, with "9) Impact: # of People Reached" selected.

of people reached details – Project tab

Impact for Project: Test Center Projects #1 ✕

Impact: Number of people reached by PRC projects [Help PDF](#) [Definitions PDF](#)

Project | Partners | Submit | Reach Website Links | Definitions/Instructions

Cycle-Year-Center: 2014-19: Year 1 - * TEST *

Please select the type and name of the project using the dropdown menus provided:

Project Type: Center Project

Core/SIP name: [Empty]

Center project name: Test Center Projects #1

Project Name Selected: Test Center Projects #1

How many people were reached by Project: Potential **Potential (estimated)** 12345 **Known** [Empty]

? Please describe your reach calculation and how your PRC's involvement contributed to the reach of this project?

Test reach calculation explanation ...

View Error Log ↻ Cancel Changes 💾 Save Record 🗑 Save & Close

of people reached details – Partners tab

Impact for Project: TEST-CORE: Test Core Project




Impact: Number of people reached by PRC projects

[Help PDF](#)

[Definitions PDF](#)

Project Partners **Submit** Reach Website Links Definitions/Instructions

If any of your previously reported partners were involved in this project, please select their name(s) below:

Partner Name	
Test Partner 1 - GTHRN	 Delete

Records 1 ... 1 of 1 Page 1 of 1

[View Error Log](#)

[Cancel Changes](#)

[Save Record](#)

[Save & Close](#)

of people reached details – Submit tab

Impact for Project: TEST-CORE: Test Core Project x

Impact: Number of people reached by PRC projects [Help PDF](#) [Definitions PDF](#)

Project | **Partners** | **Submit** | **Reach Website Links** | **Definitions/Instructions**

For PRC Use Only

I confirm that data entry for this record is complete.

Submit

Submitted By

Submitted On

PRC Remarks

For CDC Admin Use Only

CDC Remarks

CDC Status

CDC Verified By

Added By

Edited By

CDC Verified On

Added On

Last Edited On

System ID#

View Error Log

Cancel Changes

Save Record

Save & Close

of people reached details – Reach Website Links tab

Impact for Project: TEST-CORE: Test Core Project

X

Impact: Number of people reached by PRC projects

[Help PDF](#)

[Definitions PDF](#)

Project Partners Submit Reach Website Links Definitions/Instructions

Settings/Topic	Reach Measurement Methods
Parks/Public Areas	Number of people in the community (http://quickfacts.census.gov)
Worksites	Number of Employees- Employer Records and/or U.S. Census County Business Patterns (www.census.gov/econ/cbp)
Education Settings	Number of enrolled children/students and employees http://factfinder2.census.gov
Government Buildings	Number of people in the community (http://quickfacts.census.gov)
Hospital/Health Care Facilities	Number of patients and employees (http://www.ahd.com/state_statistics.html)
Housing	Number of residents who live in housing
Farmer's Markets	Number of residents within a 5-mile radius of the farmer's market (www.freedemoographics.com)
Chain Retailers	Number of community members (http://quickfacts.census.gov)
Non-Chain Retailers	Number of residents within a 1-mile (urban) or 10-mile (rural) radius of retailer (www.freedemoographics.com)
Prisons/Juvenile Detention Center	Number of inmates/prisoners and employees
Restaurants/Bars/Casinos	Number of patrons and employees within a five mile radius of the facility (www.freedemoographics.com)
Smokers	CDC State Tobacco Activities Tracking and Evaluation (STATE) System (http://www.cdc.gov/tobacco/state_system) and multiply by community census (http://quickfacts.census.gov)
Specific Age Ranges	All community residents of the target age range and location (http://quickfacts.census.gov)
Community or Zoning/Land Use Population Count	All community residents within the community/zone (http://quickfacts.census.gov)
Specific Program Participation	Use Program Records
Determining Number of Individuals Using a Project or Strategy Based on Household Program Records	Use program records to determine the number of participating households and multiply by average number of people per household by state, county, or zip code (http://quickfacts.census.gov)

View Error Log

Cancel Changes

Save Record

Save & Close

of people reached details – Definitions/Instructions tab

Impact for Project: TEST-CORE: Test Core Project



Impact: Number of people reached by PRC projects

[Help PDF](#)

[Definitions PDF](#)

Project Partners Submit Reach Website Links **Definitions/Instructions**

Definition:

The number of people reached by PRC Projects is defined as the number of people who had access to (potential reach) and/or use of (actual reach) PRC projects. This includes, for example, the number of participants in a PRC intervention (actual reach), or the number of people potentially reached by a new policy that resulted from PRC involvement (e.g., implementation, TA, prior evaluation evidence).

Instructions:

Please report the number of people impacted by those PRC Projects that reached a new population. There must be evidence of how your PRC's involvement contributed to expanded reach. The PRC must have played an active role on the project during the current reporting period. Items reported must be a center project, core research project, SIP or other-funded research project.

NOTE: Please do not report:

- *Projects that only include etiological research*
- *Existing programs for which your PRC only provided additional services (e.g., evaluation)*
- *Projects that were solely housed on a website with no additional PRC involvement*

View Error Log

Cancel Changes

Save Record

Save & Close

Survey – Impact: Projects Found Effective

Projects found effective summary

The screenshot displays the PRC Program data collection system interface. The browser address bar shows the URL: <https://partner.cdc.gov/Sites/NCCDPHP/PRC/WA17/default.aspx#Type=Form&Name=fCyc>. The page title is "PRC Program data collection system" with the search criteria "PRC-ID: * TEST PRC * Year: 1". The user is identified as "Chandra, TEST EXTERNAL USER" with the email "chandgy2@gmail.com".

The navigation menu includes: OMB Compliance, Instructions, Data Collection, Support, Switch Year, Survey, Cost Analysis, Products, and Validation. The "Survey" menu is expanded, showing a list of 12 categories, with "10) Impact: Projects Found Effective" selected.

Impact: PRC projects found to be effective

Please click the Add-Button to add a new record, Delete-Button to delete the selected record & the Details-Button to view or update information.

Projects that were implemented and evaluated by [* TEST PRC *] that were effective in Year [1] between [9/30/2014] and [9/29/2015].

[Definitions](#) Filter: All Records

Project Name
Test Center Projects #1

Records 1 ... 1 of 1 Page 1 of 1

Projects found effective details – Project tab

Impact for Project: Test Previous Cycle Project ✕

Impact: PRC projects found to be effective [Help PDF](#)
[Definitions PDF](#)

Project | Source / Level | Submit | Definitions/Instructions

Cycle-Year-Center 2014-19: Year 1 - * TEST *

Please select the type and name of the project using the dropdown menus provided:

Project Type Previous Cycle Project

Core/SIP name

Center project name

Previous cycle project name Test Previous Cycle Project

Project Name Test Previous Cycle Project
Selected

What was your PRC's involvement in this project (select all that apply):

No Development

Yes Implementation

No Evaluation

In which funding cycle was the project first implemented? 1993-1998 Project Type: Other Research Project (ORP)

[View Error Log](#) [Cancel Changes](#) [Save Record](#) [Save & Close](#)

Projects found effective details – Source/Level tab

Impact for Project: TEST-CORE: Test Core Project

✕

Impact: PRC projects found to be effective

[Help PDF](#)

[Definitions PDF](#)

Project Source / Level Submit Definitions/Instructions

What is the source that determined this project to be effective(select all that apply):

- No Peer-Reviewed Publication
- No Recommendation from a National, State, or Local Organization, Name
- No Research-tested Intervention Programs (RTIPS)
- No Community Guide
- No Center TRT
- No Guide to Clinical Preventive Services
- Yes Cochrane Review

List of websites discussing the effectiveness of the project.

What level of effectiveness was shown?

Effective (The project has established evidence to show it produced the intended public health result) ▼

View Error Log

↶ Cancel Changes

💾 Save Record

🔒 Save & Close

Projects found effective details – Submit tab

Impact for Project: TEST-CORE: Test Core Project



Impact: PRC projects found to be effective

[Help PDF](#)

[Definitions PDF](#)

Project Source / Level Submit Definitions/Instructions

For PRC Use Only

I confirm that data entry for this record is complete.



Submitted By

Submitted On

PRC Remarks

For CDC Admin Use Only

CDC Remarks

CDC Status

CDC Verified By

CDC Verified On

Added By

Added On

Edited By

Last Edited On

System ID#

[View Error Log](#)

[Cancel Changes](#)

[Save Record](#)

[Save & Close](#)

Projects found effective details – Definitions/Instructions tab

Impact for Project: TEST-CORE: Test Core Project



Impact: PRC projects found to be effective

[Help PDF](#)

[Definitions PDF](#)

Project Source / Level Submit Definitions/Instructions

Please report the subset of PRC projects that were developed, implemented and/or evaluated by the PRC and found to be effective. The implementation of the project may have taken place in the current or previous funding cycles but the effectiveness of the project must have been established in the current reporting period. Projects must be a center project, core research project, SIP or other-funded research project.

Sources determining effectiveness may include peer-reviewed publications, recommendations from a national, state or local organization, Research-tested Intervention Programs (RTIPS), Community Guide, Center for Training and Research Translation (Center TRT), Guide to Clinical Preventative Services, or the Cochrane Review.

View Error Log

Cancel Changes

Save Record

Save & Close

Survey – Impact: Projects Adopted Outside original study population

Project adoption outside summary

The screenshot displays the PRC Program data collection system interface. The browser address bar shows the URL: <https://partner.cdc.gov/Sites/NCCDPHP/PRC/WA17/default.aspx#Type=Form&Name=fCyc>. The page title is "PRC Program data collection system" with the filter "PRC-ID: * TEST PRC * Year: 1". The user is identified as "Chandra, TEST EXTERNAL USER" with the email "chandgy2@gmail.com".

The navigation menu includes: OMB Compliance, Instructions, Data Collection, Support, Switch Year, Survey, Cost Analysis, Products, and Validation. The left sidebar lists 12 categories, with "11) Impact: Projects Adopted Outside" selected.

The main content area is titled "Impact: Adoption outside of the original study population". It includes instructions: "Please click the Add-Button to add a new record, Delete-Button to delete the selected record & the Details-Button to view or update information." Below this, a filter is applied: "Projects tested by [* TEST PRC *] that were adopted outside the original study population in Year [1] between [9/30/2014] and [9/29/2015].".

The table below shows one record:

Project Name
Test Center Projects #1

Records 1 ... 1 of 1 | Page 1 of 1

Project adoption outside details – Project tab

Impact for Project: Test 123 Previous cycle project

✕



Impact: Adoption outside of the original study population

[Help PDF](#)

[Definitions PDF](#)

Project Organization Type Submit Definitions/Instructions

Cycle-Year-Center **2014-19: Year 1 - * TEST ***

Please report the following information for each PRC project that was adopted outside of the original study population in the 2014-2019 funding cycle.

Please select the type and name of the project using the dropdown menus below:

Project Type Previous Cycle Project

Core/SIP name

Center project name

Previous cycle project name Test 123 Previous cycle project

Project Name **Test 123 Previous cycle project**
Selected

In which funding cycle was the project first implemented? 2009-2014 Project Type: Special Interest Project (SIP)

View Error Log

Cancel Changes

Save Record

Save & Close

Project adoption outside details – Organization Type tab

Impact for Project: Test 123 Previous cycle project



Impact: Adoption outside of the original study population

[Help PDF](#)

[Definitions PDF](#)

Project Organization Type **Submit** Definitions/Instructions

What type of organization or entity adopted this project (select all that apply):

If yes, please click the details button and provide the type of support or TA provided, and the organization name(s) in the details

Details



Yes School or school district

No Community-based organization/center

No Place of worship



Yes Jail or prison

No Childcare center

No Worksite

No University/college

No Clinic/hospital

No Private business

No Government agency

No Non-Profit Organization

No Other

View Error Log

Cancel Changes

Save Record

Save & Close

Project adoption outside details – Organization Type pop-up details tab (if applicable)

Organization Type - Adoption details: School or school district



Organization Type - Adoption details: School or school district Help

Project Adoption Details

What type of support or technical assistance did your PRC give to this organization type in adopting this project (select all that apply):

<input type="checkbox"/> Yes	Service provision	<input type="checkbox"/> No	Provision of resources
<input type="checkbox"/> No	Research/Evaluation	<input type="checkbox"/> No	Program development
<input type="checkbox"/> No	Technical assistance, training, or subject matter expertise	<input type="checkbox"/> No	Service on boards or committees
<input type="checkbox"/> No	Other <input type="text" value="N/A"/>		

Please specify whether the organization type is (select all that apply):

<input type="checkbox"/> Yes	Local	<input type="checkbox"/> No	Federal	<input type="checkbox"/> No	International
<input type="checkbox"/> No	State	<input type="checkbox"/> No	Tribal		

Please provide the organization/entity names that adopted this project?

Is Partner?	Partner Name	Non Partner Name	
<input type="checkbox"/> Yes	<input type="text" value="Test Partner 1 - GTHRN"/>	<input type="text"/>	<input type="button" value="Delete"/>

Records 1 ... 1 of 1 | Page 1 of 1

Project adoption outside details – Submit tab

Impact for Project: Test 123 Previous cycle project



Impact: Adoption outside of the original study population

[Help PDF](#)

[Definitions PDF](#)

Project Organization Type Submit Definitions/Instructions

For PRC Use Only

I confirm that data entry for this record is complete.



Submitted By

Submitted On

PRC Remarks

For CDC Admin Use Only

CDC Remarks

CDC Status

CDC Verified By

CDC Verified On

Added By

Added On

Edited By

Last Edited On

System ID#

[View Error Log](#)

[Cancel Changes](#)

[Save Record](#)

[Save & Close](#)

Project adoption outside details – Definitions/Instructions tab

Impact for Project: Test 123 Previous cycle project



Impact: Adoption outside of the original study population

[Help PDF](#)

[Definitions PDF](#)

Project Organization Type Submit Definitions/Instructions

Please report the subset of PRC projects that were developed, implemented, evaluated, or disseminated by the PRC and that were adopted outside of the original study population during the current reporting period. Your PRC must have provided support or technical assistance to the adopting organization. Projects reported must be from a center project, core research project, SIP, or other-funded research project.

NOTE: Please do not report:

- Projects that were solely housed on a website with no additional PRC involvement.
- Projects in which the PRC had no active role in the adoption.

View Error Log

Cancel Changes

Save Record

Save & Close

Survey – Additional Impacts

Additional impacts summary

The screenshot shows a web browser window displaying the 'PRC Program data collection system'. The page title is 'Additional Impacts' and the breadcrumb trail is 'PrcWeb > Options > Additional Impacts'. The user is logged in as 'Chandra, TEST EXTERNAL USER' with email 'chandgy2@gmail.com'. The page displays a list of records for 'Additional Impacts' with columns for 'Project Type' and 'Impact Title'. The records are:

Project Type	Impact Title	Action
Overall PRC	Test Overall Impact	Delete
Core	Test Core Impact	Delete

The page also includes a navigation menu with options like 'Survey', 'Cost Analysis', 'Products', and 'Validation'. A sidebar on the left lists 12 categories of impacts, with '12) Additional Impacts' selected. The page footer shows 'Records 1 ... 2 of 2' and 'Page 1 of 1'.

Additional impacts details – Impact tab

Impact Title: Test Overall Impact

X

Additional Impacts

[Help PDF](#)

[Definitions PDF](#)

Impact **Submit** Definitions/Instructions


Cycle-Year-Center **2014-19: Year 1 - * TEST *** ▼


Project Type Overall PRC ▼


What are the top three impacts of your PRC's work not captured in this survey? We are especially interested in those unintended and intangible benefits of your PRC, for example: the creation of a new coalition, the impact of increased community capacity, etc. (No more than 500 words)

Impact Title Test Overall Impact

Impact Description

 Cancel Changes

 Save Record

 Save & Close

Additional impacts details – Submit tab

Impact Title: Test Overall Impact



Additional Impacts

[Help PDF](#)

[Definitions PDF](#)

Impact Submit Definitions/Instructions

For PRC Use Only

I confirm that data entry for this record is complete.



Submitted By

Submitted On

PRC Remarks

For CDC Admin Use Only

CDC Remarks

CDC Status

CDC Verified By

CDC Verified On

Added By

Added On

Edited By

Last Edited On

System ID#

Cancel Changes

Save Record

Save & Close

Additional impacts details – Definitions/Instructions tab

Impact Title: Test Overall Impact



Additional Impacts

[Help PDF](#)

[Definitions PDF](#)


Impact

Submit


Definitions/Instructions

What are the top three impacts of your PRC's work not captured in this survey?

We are especially interested in those unintended and intangible benefits of your research, for example: the creation of a new coalition, the impact of increased community capacity, etc.

 Cancel Changes

 Save Record

 Save & Close

Cost Analysis – Participant Count/Duration

Participant count/duration summary

The screenshot shows a web browser window displaying the PRC Program data collection system. The page title is "Core research project cost analysis - Participant information". The user is logged in as "Chandra, TEST EXTERNAL USER" with email "chandgy2@gmail.com". The page shows a summary for "Participant information for [* TEST PRC *] in Year [1] between [9/30/2014] and [9/29/2015]". The project name is "TEST-CORE: Test Core Project". The summary table shows 0 participants and 0 days of duration. The page also includes a sidebar with navigation options like "Participant Count/Duration", "Labor", "Materials & Consumables", "Travel", "Location", and "Cost to Participant (Indirect)".

PRC Program data collection system PRC-ID: * TEST PRC * Year: 1

Chandra, TEST EXTERNAL USER
chandgy2@gmail.com

PRC Program data collection system

OMB Compliance | Instructions | Data Collection | Support | Switch Year

Survey | Cost Analysis | Products | Validation

1) Participant Count/Duration
2) Labor
3) Materials & Consumables
4) Travel
5) Location
6) Cost to Participant (Indirect)

Core research project cost analysis - Participant information

Please click the Add-Button to add a new record, Delete-Button to delete the selected record & the Details-Button to view or update information.

Participant information for [* TEST PRC *] in Year [1] between [9/30/2014] and [9/29/2015].

[Definitions](#)

Filter: All Records | Apply Filter | Reset Filter

Project Name	Participant Count	Participant Duration (days)
TEST-CORE: Test Core Project	0	0

Records 1 ... 1 of 1 | Page 1 of 1

Participant count/duration details – Project tab

Project: 57 x

Core project expenditure data collection - Participant Information [Help PDF](#)
[Definitions PDF](#)

Project **Submit** **Definitions**

Cycle-Year-Center

Project

Award ID#

Cost Data Collection

Total number of participants this year in project

Length of participant interaction (in months)

Length of participant interaction remarks

Participant count/duration details – Submit tab

Project: 57



Core project expenditure data collection - Participant Information

[Help PDF](#)

[Definitions PDF](#)

Project Submit Definitions

For PRC Use Only

I confirm that data entry for this record is complete.

Submit

Submitted By

Submitted On

PRC Remarks

For CDC Admin Use Only

CDC Remarks

CDC Status

CDC Verified By

CDC Verified On

Added By

Added On

Edited By

Last Edited On

System ID#

[View Error Log](#)

[Cancel Changes](#)

[Save Record](#)

[Save & Close](#)

Participant count/duration details – Definitions/Instructions tab

Project: 57



Core project expenditure data collection - Participant Information

[Help PDF](#)

[Definitions PDF](#)

Project Submit Definitions

If the PRC Core Research Project directly involves participants, please complete this section. For example, if the PRC Core Research Project is an intervention that involves participant recruitment. If the PRC Core Research Project does not directly involve participants, disregard this section. For example, if the PRC Core Research Project is a dissemination project, disturbed via various media channels.

- 1. Total number of participants: Please list the total number of participants involved with the PRC Core Research Project during this specific year.*
- 2. Expenditure Type: Please list participant related expenses used during PRC Core Research Project. For example, costs of gift cards used to recruit participants.*
- 3. Cost Period: Frequency of data entry, you can select to enter annually, semi-annually, quarterly, monthly or as a one-time cost.*
- 4. Pay Category: This column has a drop-down menu option, which includes: PRC paid, volunteer, and consultant/contractor. Please choose the appropriate option for each title/person listed.*
 - PRC Paid refers to anyone who is part of the PRC faculty and staff and who were paid using PRC core research project dollars.*
 - Volunteer is anyone who provided time to the PRC core research project but who was not paid for their time. Volunteers may include university colleagues who provided expertise but who did not receive compensation, as well as students, community members, etc.*
 - Consultant/Contractor refers to anyone who is not part of the PRC faculty and staff but worked on the PRC core research project and received compensation.*
- 5. Number of Units: Please provide the total number of each listed item. Input "1" for cost reflecting totals.*
- 6. Cost per Unit: Please provide the unit cost of each listed item. Input total cost if reporting items in bulk. Ex: Total semi-annual participant recruiting gift-cards # of units = 200; Cost per unit = \$25.*
- 7. Description: Please provide a brief description each listed item. Descriptions do not have to be sentences, but need to be clear and concise.*

View Error Log

Cancel Changes

Save Record

Save & Close

Cost Analysis – Labor

Labor summary

https://partner.cdc.gov/Sites/NCCDPHP/PRC/WA17/default.aspx#Type=Form&Name=fCycleVisit_SubCostLaborCF&Path=fAdmin_Switchboard_Forms_CtrCost.NavigationSubform%3EfAdmin_Switchbo
PrcPartnerHome
Home - PrcWeb

File Edit View Favorites Tools Help

PrcWeb Options

PRC Program data collection system PRC-ID: * TEST PRC * Year: 1
 Chandra, TEST EXTERNAL USER
chandgy2@gmail.com
Help

OMB Compliance | Instructions | Data Collection | Support | Switch Year

Survey | **Cost Analysis** | Products | Validation

1) Participant Count/Duration
 2) Labor
 3) Materials & Consumables
 4) Travel
 5) Location
 6) Cost to Participant (Indirect)

Core research project cost analysis - Labor

Please click the Add-Button to add a new record, Delete-Button to delete the selected record & the Details-Button to view or update information.

Labor expenses incurred by [* TEST PRC *] in Year [1] between [9/30/2014] and [9/29/2015].

Add Definitions Filter Specify role name ... All Records Apply Filter Reset Filter

	Cost Period	Role	Pay Category	Study Phase	FTE?	Salary	% FTE	# of Hrs	Cost/Hr	Total	Activity Name	
Details	Annual	PI	PRC Paid	Implementation	<input checked="" type="checkbox"/>	\$123,456.00	50			\$61,728.00		Delete
Details	Annual	CoPI	PRC Paid	Implementation	<input checked="" type="checkbox"/>	\$110,000.00	25			\$27,500.00		Delete
Details	Annual	TestPI	PRC Paid	Implementation	<input type="checkbox"/>			25	\$2.00	\$50.00		Delete
Details	Annual	TestCoPI	PRC Paid	Implementation	<input type="checkbox"/>			30	\$7.00	\$210.00		Delete

Records 1 ... 4 of 4 Page 1 of 1

Labor details – Labor tab

Cost Analysis - Labor



Cost Analysis - Labor

[Help PDF](#)

[Definitions PDF](#)

Labor **Submit** Definitions/Instructions

Cycle-Year-Center **2014-19: Year 1 - * TEST ***

Expenditure Group **Labor**

Cost Period **Annual**

Role **PI**

Pay Category **PRC Paid**

Study Phase **Implementation**

Is Percent FTE?

Annual Salary **\$123,456.00**

Percent FTE **50**

OR # of Hours

Cost Per Hour

Total **\$61,728.00**

Activity Name

Activity Description

View Error Log

Cancel Changes

Save Record

Save & Close

Labor details – Submit tab

Cost Analysis - Labor

X

Cost Analysis - Labor [Help PDF](#) [Definitions PDF](#)

Labor Submit Definitions/Instructions

For PRC Use Only

I confirm that data entry for this record is complete.

Submitted By

Submitted On

PRC Remarks

For CDC Admin Use Only

CDC Remarks

CDC Status

CDC Verified By

CDC Verified On

Added By

Added On

Edited By

Last Edited On

System ID#

Labor details – Definitions/Instructions tab

Cost Analysis - Labor

✕



Cost Analysis - Labor

[Help PDF](#)

[Definitions PDF](#)

Labor Submit Definitions/Instructions

1. **Role:** Please provide an entry for each role people who are involved with the PRC Core Research Project are engaged in. If a person maintained the same role but engaged in more than one type of activities or study phase, enter a separate entry for each activity with its associated study phase. In addition, please provide a short activity description for each entry.

For example, an investigator could be engaged in formative research and project implementation. Provide an entry for each activity:

Activity 1 – Role: Investigator A, Study Phase: Pre-Implementation, Is Percent FTE? yes, Annual Salary: \$100,000, Percent FTE: 10%, Activity Description: Formative research

Activity 2 – Role: Investigator A, Study Phase: Implementation, Is Percent FTE? Yes, Annual Salary: \$100,000, Percent FTE: 10%,

Activity Description: Core research project aims to train CHW – Individual lead some training sessions.

2. **Cost Period:** Frequency of data entry, you can select to enter annually, semi-annually, quarterly, monthly or as a one-time cost.

3. **Pay Category:** This column has a drop-down menu option, which includes: PRC paid, volunteer, and consultant/contractor. Please choose the appropriate option for each title/person listed.

- PRC Paid refers to anyone who is part of the PRC faculty and staff and who were paid using PRC core research project dollars.

- Volunteer is anyone who provided time to the PRC core research project but who was not paid for their time. Volunteers may include university colleagues who provided expertise but who did not receive compensation, as well as students, community members, etc.

- Consultant/Contractor refers to anyone who is not part of the PRC faculty and staff but worked on the PRC core research project and received compensation.

4. **Study Phase:** This column has a drop-down menu option, which includes: Pre-Implementation, Implementation, and Post-Implementation. If a person is involved in different phases of the study during the same time period (e.g. a faculty member worked the pre-implementation phase in research design and the implementation phase in participant recruitment, list these two activities on two separate lines with specific number of hours spent on that particular phase and activity description).

- Pre-Implementation Phase: The period of time prior to implementation of the PRC core research project, might include: design, development, formative research, etc.

- Implementation Phase: The period of time during the delivery of the PRC core research project, might include: participant recruitment, community engagement, training, etc..

- Post-implementation Phase: The period of time after delivery of the PRC core research project, might include time spent on: data analysis, research finding translation and dissemination, etc.

5. **Salary Based:** Labor cost may be entered based on a fully loaded salary as the actual percent FTE spent on a particular activity. Check the box next to "Is Percent FTE?" if reporting labor cost based on salary.

6. **Hourly Based:** Number of Hours: Labor cost may be entered based on hourly rates, for non-salaried individuals who participated in the PRC Core Research Project. Do not check the box next to "Is Percent FTE?" if reporting labor cost based on hourly rates.

7. **Activity Description:** Please provide short description of the activity associated with each listed roles and study phases. Descriptions do not have to be sentences, but need to be clear and concise.

View Error Log

↶ Cancel Changes

💾 Save Record

🗑️ Save & Close

Cost Analysis – Materials & Consumables

Materials & Consumables summary

The screenshot shows the 'Core research project cost analysis - Materials & Consumables' page. The page includes a navigation menu with options like 'Survey', 'Cost Analysis', 'Products', and 'Validation'. The main content area displays a table of material expenses with columns for Cost Period, Expenditure Type, Pay Category, Study Phase, # of Units, Cost/Unit, Total, and Name & Description. Two records are visible, both for 'All material expenses in period' with a pay category of 'PRC Paid' and a study phase of 'Implementation'.

Cost Period	Expenditure Type	Pay Category	Study Phase	# of Units	Cost/Unit	Total	Name & Description
Annual	All material expenses in period	PRC Paid	Implementation	5	\$60.00	\$300.00	
Annual	All material expenses in period	PRC Paid	Implementation	25	\$22.00	\$550.00	

\$ Cost Analysis - Materials & Consumables

[Help PDF](#)

[Definitions PDF](#)

Materials **Submit** Definitions/Instructions

Cycle-Year-Center **2014-19: Year 1 - * TEST ***

Expenditure Group **Materials & Consumables**

Cost Period Annual

Expenditure Type All material expenses in period

Pay Category PRC Paid

Study Phase Implementation

of Units

Cost Per Unit

Total

Name

Description


[View Error Log](#)

[Cancel Changes](#)

[Save Record](#)

[Save & Close](#)


[x](#)

 **Cost Analysis - Materials & Consumables**[Help PDF](#)
[Definitions PDF](#)

Materials Submit Definitions/Instructions

For PRC Use Only

I confirm that data entry for this record is complete.

 **Submit**

Submitted By

Submitted On

PRC Remarks

For CDC Admin Use Only

CDC Remarks

CDC Status

CDC Verified By

Added By

Edited By

CDC Verified On

Added On

Last Edited On

System ID#

View Error Log

Cancel Changes

Save Record

Save & Close



Cost Analysis - Materials & Consumables

[Help PDF](#)

[Definitions PDF](#)


Materials


Submit


Definitions/Instructions

- 1. Cost Period:** Frequency of data entry, you can select to enter annually, semi-annually, quarterly, monthly or as a one-time cost.
- 2. Type:** This column has a drop-down menu with the following options:
 - All materials expenses in period: Indicates you are reporting the total dollar amount for all materials and consumables expenses within the specified cost period.
 - Office Supplies
 - Shipping Services
 - Computer Software
 - Marketing
 - Medical Supplies
 - Other Equipment (Provide short description below)
 - Other Materials Consumables (Provide short description below)
- 3. Pay Category:** This column has a drop-down menu option, which includes: PRC Paid, and In-Kind/Donated.
 - PRC Paid refers to any materials and consumables paid using PRC core research project dollars.
 - In-Kind/Donated refers to any materials and consumables used on the PRC core research project that were given in-kind or donated. This might include donated ad spots from a local TV station, donated medical supplies from a pharmaceutical company, free printing services from the university, etc.
- 4. Study Phase:** This column has a drop-down menu option, which includes: Pre-Implementation, Implementation, and Post-Implementation. If a person is involved in different phases of the study during the same time period (e.g. a faculty member worked the pre-implementation phase in research design and the implementation phase in participant recruitment, list these two activities on two separate lines with specific number of hours spent on that particular phase and activity description).
 - Pre-Implementation Phase: The period of time prior to implementation of the PRC core research project, might include: design, development, formative research, etc.
 - Implementation Phase: The period of time during the delivery of the PRC core research project, might include: participant recruitment, community engagement, etc.
 - Post-implementation Phase: The period of time after delivery of the PRC core research project, might include time spent on: data analysis, research finding dissemination, etc.
- 5. Number of Units:** Please provide the total number of each listed item. Input "1" for cost reflecting totals.
- 6. Cost per Unit:** Please provide the unit cost of the listed materials and consumables. Input total cost if reporting items in bulk. Ex: Total semi-annual shipping cost: # of units = 1; Cost per unit = \$1,500.
- 7. Description:** Please provide a brief description for "other equipment" and "other materials and consumables". Descriptions do not have to be sentences, but need to be clear and concise.

View Error Log

 Cancel Changes

 Save Record

 Save & Close

Cost Analysis – Travel

Travel summary

The screenshot shows a web browser window displaying the PRC Program data collection system. The URL is [**Core research project cost analysis - Travel**

Please click the Add-Button to add a new record, Delete-Button to delete the selected record & the Details-Button to view or update information.

Travel expenses incurred by \[* TEST PRC *\] in Year \[1\] between \[9/30/2014\] and \[9/29/2015\].

Filter: All travel expenses in period | All Records | Apply Filter | Reset Filter

Cost Period	Expenditure Type	Pay Category	Study Phase	# of Units	Cost/Unit	Total	Description
Annual	All travel expenses in period	PRC Paid	Implementation	44	\\$2,546.00	\\$112,024.00	

Records 1 ... 1 of 1 | Page 1 of 1](https://partner.cdc.gov/Sites/NCCDPHP/PRC/WA17/default.aspx#Type=Form&Name=fCycleVisit_SubCostTravelCF&Path=fAdmin_Switchboard_Forms_CtrCost.NavigationSubform%)

Travel details – Travel tab

x

\$ Cost Analysis - Travel

[Help PDF](#)
[Definitions PDF](#)

Travel | **Submit** | **Definitions/Instructions**

Cycle-Year-Center 2014-19: Year 1 - * TEST * ▼

Expenditure Group Travel ▼

Cost Period Annual ▼

Expenditure Type All travel expenses in period ▼

Pay Category PRC Paid ▼

Study Phase Implementation ▼

# of Units 44	Cost Per Unit \$2,546.00	
	Total	\$112,024.00

Description

View Error Log

↶ Cancel Changes

💾 Save Record

🚪 Save & Close

x

\$ Cost Analysis - Travel

Help PDF
Definitions PDF

TravelSubmitDefinitions/Instructions

For PRC Use Only

I confirm that data entry for this record is complete.

Submit

Submitted By

Submitted On

PRC Remarks

For CDC Admin Use Only

CDC Remarks

CDC Status

CDC Verified By

Added By

Edited By

CDC Verified On

Added On

Last Edited On

System ID#

View Error Log

Cancel Changes

Save Record

Save & Close

x

\$

Cost Analysis - Travel

[Help PDF](#)
[Definitions PDF](#)

TravelSubmitDefinitions/Instructions

1. *Type: This column has a drop-down menu option, which includes:*
 - All travel expenses in period
 - Total Airfare
 - Total Taxi Fare
 - Total Bus Fare
 - Total Mileage
 - Total Per Diem
 - Other Travel Expenses

2. *Cost Period: Frequency of data entry, you can select to enter annually, semi-annually, quarterly, monthly or as a one-time cost.*

3. *Pay Category: This column has a drop-down menu option, which includes: PRC Paid, and In-Kind/Donated.*
 - PRC Paid refers to any travel expenses paid using PRC core research project dollars.
 - In-Kind/Donated refers to any travel expenses used on the PRC core research project that was given in-kind or donated.

4. *Study Phase: This column has a drop-down menu option, which includes: Pre-Implementation, Implementation, and Post-Implementation. If a person is involved in different phases of the study during the same time period (e.g. a faculty member worked the pre-implementation phase in research design and the implementation phase in participant recruitment, list these two activities on two separate lines with specific number of hours spent on that particular phase and activity description).*
 - Pre-Implementation Phase: The period of time prior to implementation of the PRC core research project, might include: design, development, formative research, etc.
 - Implementation Phase: The period of time during the delivery of the PRC core research project, might include: participant recruitment, community engagement, etc.
 - Post-implementation Phase: The period of time after delivery of the PRC core research project, might include time spent on: data analysis, research finding dissemination.

5. *Number of Units: Please provide the total number of each listed item. Input "1" for cost reflecting totals.*

6. *Cost per Unit: Please provide the unit cost of the listed materials and consumables. Input total cost if reporting items in bulk. Ex: Total travel cost, semi-annual: # of units = 1; Cost per unit = \$7,500.*

7. *Description: Please provide a brief description for "other travel expenses". Descriptions do not have to be sentences, but need to be clear and concise.*

[View Error Log](#)

[↶ Cancel Changes](#)

[💾 Save Record](#)

[🔒 Save & Close](#)

Cost Analysis – Location

Location summary

The screenshot shows a web browser window displaying the PRC Program data collection system. The URL is https://partner.cdc.gov/Sites/NCCDPHP/PRC/WA17/default.aspx#Type=Form&Name=fCycleVisit_SubCostLocationCF&Path=fAdmin_Switchboard_Forms_CtrCost.NavigationSubform%3EfAdm. The page title is "Core research project cost analysis - Location". The user is identified as "Chandra, TEST EXTERNAL USER" with email "chandgy2@gmail.com".

The interface includes a navigation menu with the following items: OMB Compliance, Instructions, Data Collection, Support, Switch Year, Survey, Cost Analysis, Products, and Validation. The "Cost Analysis" menu item is selected.

The main content area displays the following information:

- Core research project cost analysis - Location**
- Please click the Add-Button to add a new record, Delete-Button to delete the selected record & the Details-Button to view or update information.*
- Location expenses incurred by [* TEST PRC *] in Year [1] between [9/30/2014] and [9/29/2015].**
- Filter: Specify expenditure type ... All Records [Apply Filter] [Reset Filter]
- Buttons: Add, Details, Delete
- Table with columns: Cost Period, Expenditure Type, Pay Category, Study Phase, # of Units, Cost/Unit, Total, Location Description
- Records: 1 ... 1 of 1 | Page: 1 of 1

Cost Period	Expenditure Type	Pay Category	Study Phase	# of Units	Cost/Unit	Total	Location Description
Annual	Test a	PRC Paid	Implementation	27	\$95.00	\$2,565.00	

Location details – Location tab

[Help PDF](#)
[Definitions PDF](#)

Cost Analysis - Location

Location Submit Definitions/Instructions

Cycle-Year-Center

Expenditure Group

Cost Period

Expenditure Type

Pay Category

Study Phase

of Units Cost Per Unit

Total

Location Description

Location details – Submit tab

Cost Analysis - Location [Help PDF](#) [Definitions PDF](#)

Location Submit Definitions/Instructions

For PRC Use Only

I confirm that data entry for this record is complete.

Submitted By
Submitted On

PRC Remarks

For CDC Admin Use Only

CDC Remarks

CDC Status

CDC Verified By CDC Verified On

Added By Added On
Edited By Last Edited On
System ID#

 **Cost Analysis - Location** [Help PDF](#)
[Definitions PDF](#)

Location **Submit** Definitions/Instructions

1. *Type: Complete this section if the PRC Core Research Project delivery or implementation required additional locations, outside of the PRC's office space. For example, lobby of a retail space or rented conference room.*
2. *Cost Period: Frequency of data entry, you can select to enter annually, semi-annually, quarterly, monthly or as a one-time cost.*
3. *Pay Category: This column has a drop-down menu option, which includes: PRC Paid, and In-Kind/Donated.*
 - *PRC Paid refers to any materials and consumables paid using PRC core research project dollars.*
 - *In-Kind/Donated refers to any materials and consumables used on the PRC core research project that were given in-kind or donated. This might include donated ad spots from a local TV station, donated medical supplies from a pharmaceutical company, free printing services from the university, etc.*
4. *Study Phase: This column has a drop-down menu option, which includes: Pre-Implementation, Implementation, and Post-Implementation. If a person is involved in different phases of the study during the same time period (e.g. a faculty member worked the pre-implementation phase in research design and the implementation phase in participant recruitment, list these two activities on two separate lines with specific number of hours spent on that particular phase and activity description).*
 - *Pre-Implementation Phase: The period of time prior to implementation of the PRC core research project, might include: design, development, formative research, etc.*
 - *Implementation Phase: The period of time during the delivery of the PRC core research project, might include: participant recruitment, community engagement, etc.*
 - *Post-implementation Phase: The period of time after delivery of the PRC core research project, might include time spent on: data analysis, research finding dissemination, etc.*
5. *Number of Units: Please provide the total number of each listed items (e.g. 100 sq. ft.). Estimate if not available. Please provide the total number of each listed item. Input "1" for cost reflecting totals.*
6. *Please provide the unit cost of the type of location expense (e.g. \$2/sq. ft. Input "1" for cost reflecting totals. Estimate if not available.*
7. *Cost per Unit: Please provide the unit cost of the listed materials and consumables. Input total cost if reporting items in bulk. Ex: Total travel cost, semi-annual: # of units = 1; Cost per unit = \$7,500.*
8. *Description: Please provide a brief description for the location. Descriptions do not have to be sentences, but need to be clear and concise.*

[View Error Log](#)

[Cancel Changes](#)

[Save Record](#)

[Save & Close](#)

Cost Analysis – Cost to Participant (Indirect)

Cost to Participant summary

The screenshot shows a web browser window with the URL https://partner.cdc.gov/Sites/NCCDPHP/PRC/WA17/default.aspx#Type=Form&Name=fCycleVisit_SubCostParticipantCF&Path=fAdmin_Switcht. The page title is "PRC Program data collection system" and the user is logged in as "Chandra, TEST EXTERNAL USER" with email "chandgy2@gmail.com".

The main navigation menu includes: OMB Compliance, Instructions, Data Collection, Support, Switch Year, Survey, Cost Analysis, Products, and Validation. The "Cost Analysis" menu item is selected.

Core research project cost analysis - Cost to Participant (Indirect)

Please click the Add-Button to add a new record, Delete-Button to delete the selected record & the Details-Button to view or update information.
Participant expenses incurred by [* TEST PRC *] in Year [1] between [9/30/2014] and [9/29/2015].

[Definitions](#) Filter: Specify expenditure description ... All Records [Apply Filter](#) [Reset Filter](#)

	Cost Period	# of Units	Cost/Unit	Description	
Add	Annual	27	\$44.00		Delete

Records 1 ... 1 of 1 Page 1 of 1

Cost to Participant details – Participant tab

✕
\$ Cost Analysis - Cost to Participant (Indirect) [Help PDF](#)
[Definitions PDF](#)

Participant **Submit** Definitions/Instructions

Cycle-Year-Center **2014-19: Year 1 - * TEST *** ▼

Expenditure Group **Participant** ▼

Cost Period **Annual** ▼

of Units Cost Per Unit

Total **\$1,188.00**

Description

[View Error Log](#) [Cancel Changes](#) [Save Record](#) [Save & Close](#)

[Help PDF](#)
[Definitions PDF](#)

\$ Cost Analysis - Cost to Participant (Indirect)

Participant | **Submit** | Definitions/Instructions

For PRC Use Only

I confirm that data entry for this record is complete.

Submitted By
Submitted On

PRC Remarks

For CDC Admin Use Only

CDC Remarks

CDC Status

CDC Verified By CDC Verified On

Added By Added On
Edited By Last Edited On
System ID#

Cost to Participant details – Definitions/Instructions tab

x\$

Cost Analysis - Cost to Participant (Indirect)

[Help PDF](#)
[Definitions PDF](#)

Participant Submit Definitions/Instructions

1. *Type: Only complete this section, if the PRC Core Research involves some possible tangible costs to participants. For example, if the PRC Core Research project is an intervention that requires participants to travel to and from the intervention site, without being compensated by the PRC for their travel or time away from work.*
2. *Cost Period: Frequency of data entry, you can select to enter annually, semi-annually, quarterly, monthly or as a one-time cost.*
3. *Number of Units: Please provide the total number of each listed items. Estimate if not available. For example, if the PRC Core Research project is an intervention, estimate the average participant travel mileage to and from the intervention site.*
4. *Cost per Unit: Please provide the unit cost of the type of expense. Estimate if not available. For example, if the PRC Core Research project is an intervention and participants travel to and from intervention site, input cost per mile. Estimate if not available.*
5. *Name and Description: Please provide the name of cost to participant listed. Descriptions do not have to be sentences, but need to be clear and concise.*

View Error Log↶ Cancel Changes💾 Save Record🚪 Save & Close

Products – Books & Book Chapters

Books & book chapters summary

The screenshot shows a web browser window displaying the PRC Program data collection system. The URL is https://partner.cdc.gov/Sites/NCCDPHP/PRC/WA17/default.aspx#Type=Form&Name=fCycleVisit_SubProductBookCF&Path=fAdmin. The page title is "PRC Program data collection system" and the user is logged in as "Chandra, TEST EXTERNAL USER" with email "chandgy2@gmail.com". The page displays a navigation menu with options like "OMB Compliance", "Instructions", "Data Collection", "Support", and "Switch Year". The main content area is titled "Product Submission - Books or book chapters" and includes instructions: "Please click the Add-Button to add a new record, Delete-Button to delete the selected record & the Details-Button to view or update information." Below this, there is a filter section with a dropdown menu set to "All Records" and buttons for "Apply Filter" and "Reset Filter". A table displays one record with the following details:

ISBN #	Author(s)	Book Title
123456789	Test Author	Test Book1

At the bottom of the table, there is a "Delete" button. The page also shows a pagination control indicating "Records 1 ... 1 of 1" and "Page 1 of 1".

Books & book chapters details – Book tab

Book Title: Test Book1

X



Product Submission - Books & Book Chapters

[Help PDF](#)

[Definitions PDF](#)

Book **Project Linking Data** Submit Definitions/Instructions

Cycle-Year-Center **2014-19: Year 1 - * TEST ***

Product Group **Book**

ISBN # **123456789**

Author(s) Test Author

Book Title Test Book1

Editor(s) Test Editor

Year **2016**

Publisher Name Test Publisher

Publisher Location Test Location

Pages

Book URL 

[View Error Log](#)

[Cancel Changes](#)

[Save Record](#)

[Save & Close](#)

Books & book chapters details – Project Linking Data tab

Book Title: Test Book1



Product Submission - Books & Book Chapters

[Help PDF](#)

[Definitions PDF](#)

Book Project Linking Data Submit Definitions/Instructions

Please select the type and name of the project that was associated with this product using the dropdown menus provided:

Project Type

Core/SIP name

Center project name

Previous cycle project name

Project Name

Selected

In which funding cycle was the project first implemented?

Project Type:

Partner organization (if any) that participated in the development of this product:

Partner Name

Records 1 ... 1 of 1 Page 1 of 1

Books & book chapters details – Submit tab

Book Title: Test Book1



Product Submission - Books & Book Chapters

[Help PDF](#)

[Definitions PDF](#)

Book Project Linking Data **Submit** Definitions/Instructions

For PRC Use Only

I confirm that data entry for this record is complete.

Submit

Submitted By

Submitted On

PRC Remarks

For CDC Admin Use Only

CDC Remarks

CDC Status *Data Entry*

CDC Verified By

CDC Verified On

Added By

Added On

Edited By

Last Edited On

System ID#

[View Error Log](#)

[Cancel Changes](#)

[Save Record](#)

[Save & Close](#)

Books & book chapters details – Definitions/Instructions tab

Book Title: Test Book1

×



Product Submission - Books & Book Chapters

[Help PDF](#)

[Definitions PDF](#)

Book Project Linking Data Submit Definitions/Instructions

Each submitted product should adhere to the following criteria:

- *Have at least one author who is either currently affiliated with the PRC, or was affiliated with the PRC during product development;*
- *Have accurate and complete citation and linking information;*
- *Relate to a center project, core research project, SIP, or other-funded research project;*
- *Have a valid ISBN# (for book or book chapters);*
- *Have a valid PubMed ID (PMID)# where applicable (for peer-reviewed journal articles);*
- *Have a URL link (if no PMID)*

View Error Log

Cancel Changes

Save Record

Save & Close

Products – Journal Articles

Journal articles summary

The screenshot shows a web browser window with the URL https://partner.cdc.gov/Sites/NCCDPHP/PRC/WA17/default.aspx#Type=Form&Name=fCycleVisit_SubProductJournalCF&Path=fAdmin_Swi. The page title is "Home - PrcWeb". The user is logged in as "Gyan Chandra".

The main header displays "PRC Program data collection system" and "PRC-ID: * TEST PRC * Year: 1". The user's name and email, "Chandra, TEST EXTERNAL USER" and "chandgy2@gmail.com", are also visible. A "Help" link is present.

The navigation menu includes "OMB Compliance", "Instructions", "Data Collection", "Support", and "Switch Year". Below this, there are icons for "Survey", "Cost Analysis", "Products", and "Validation".

The left sidebar contains a list of categories: "1) Books & Book Chapters", "2) Journal Articles", and "3) Presentations".

The main content area is titled "Product Submission - Journal Articles". It includes instructions: "Please click the Add-Button to add a new record, Delete-Button to delete the selected record & the Details-Button to view or update information. In [Details-View], if PubMed ID# is entered, SKIP remaining questions on the [Journal tab], verify abstract on the [PubMed View Abstract tab] & complete associated project information on [Project Linking Data tab].".

Below the instructions, there is a filter section: "Journal articles authored by [* TEST PRC *] in Year [1] between [9/30/2014] and [9/29/2015].". The filter dropdown is set to "Specify journal PubMed#, author" and "All Records". There are "Apply Filter" and "Reset Filter" buttons.

The table below shows one record:

PubMed #	Journal Article Title
18082010	Engaging partners to initiate evaluation efforts: tactics used and lessons learned from the prevention research centers program

At the bottom, there is a pagination control: "Records 1 ... 1 of 1" and "Page 1 of 1".

Journal article details – Journal tab

PubMed ID#: 18082010



Product Submission - Journal

[Help PDF](#)

[Definitions PDF](#)

Journal PubMed View Abstract Project Linking Data Submit Definitions/Instructions

Cycle-Year-Center

Product Group

(If PubMed ID# is entered, please SKIP remaining questions on this tab, verify abstract on the [PubMed View Abstract] tab & complete info. on [Project Linking Data])

PubMed ID#

Journal Article Title

Author(s)

You may either type in the journal name or click on the [Locate Journal button] to select a journal name from the displayed list.

Journal Name

Year

Is this currently an e-pub ahead of print only?

Volume

Pages

Journal Article URL

Journal article details – PubMed View Abstract tab

PubMed ID#: 18082010

Product Submission - Journal [Help PDF](#)
[Definitions PDF](#)

Journal PubMed View Abstract Project Linking Data Submit Definitions/Instructions

PubMed 18082010[uid] Search

Create RSS Create alert Advanced Help

Abstract ▾ Send to: ▾

[Prev Chronic Dis](#), 2008 Jan;5(1):A21. Epub 2007 Dec 15.

Engaging partners to initiate evaluation efforts: tactics used and lessons learned from the prevention research centers program.

[Wright DS](#)¹, [Anderson LA](#), [Brownson RC](#), [Gwaltney MK](#), [Scherer J](#), [Cross AW](#), [Goodman RM](#), [Schwartz R](#), [Sims T](#), [White CR](#).

Author information

¹Centers for Disease Control and Prevention, 4770 Buford Hwy NE, Mailstop K-45, Atlanta, GA 30341, USA.
dswright@cdc.gov

Abstract

BACKGROUND: The Centers for Disease Control and Prevention's (CDC's) Prevention Research Centers (PRC) Program underwent a 2-year evaluation planning project using a participatory process that allowed perspectives from the national community of PRC partners to be expressed and reflected in a national logic model.

CONTEXT: The PRC Program recognized the challenge in developing a feasible, useable, and relevant evaluation process for a large, diverse program. To address the challenge, participatory and utilization-focused evaluation models were used.

METHODS: Four tactics guided the evaluation planning process: 1) assessing stakeholders' communication needs and existing communication mechanisms and infrastructure; 2) using existing mechanisms and establishing others as needed to inform, educate, and request feedback; 3) listening to and using feedback received; and 4) obtaining adequate resources and building flexibility into the project plan to support multifaceted mechanisms for data collection.

CONSEQUENCES: Participatory methods resulted in buy-in from stakeholders and the development of a national logic model. Benefits included CDC's use of the logic model for program planning and development of a national

Full text links

[PREVENTING CHRONIC DISEASE](#)

[PMC Full text](#) **FREE**



[View Error Log](#) [Cancel Changes](#) [Save Record](#) [Save & Close](#)

Journal article details – Project Linking Data tab

PubMed ID#: 18082010



Product Submission - Journal

[Help PDF](#)

[Definitions PDF](#)

Journal PubMed View Abstract Project Linking Data Submit Definitions/Instructions

Please select the type and name of the project that was associated with this product using the dropdown menus provided:

Project Type

Core/SIP name

Center project name

ORP name

Previous cycle project name

Project Name Selected

In which funding cycle was the project first implemented? Project Type:

Partner organization (if any) that participated in the development of this product:

Partner Name

Records 1 ... 1 of 1 Page 1 of 1

Journal article details – Submit tab

PubMed ID#: 18082010



Product Submission - Journal

[Help PDF](#)

[Definitions PDF](#)

- Journal
- PubMed View Abstract
- Project Linking Data
- Submit
- Definitions/Instructions

For PRC Use Only

I confirm that data entry for this record is complete.



Submitted By

Submitted On

PRC Remarks

For CDC Admin Use Only

CDC Remarks

CDC Status

CDC Verified By

CDC Verified On

Added By

Added On

Edited By

Last Edited On

System ID#

[View Error Log](#)

[Cancel Changes](#)

[Save Record](#)

[Save & Close](#)

Journal article details – Definitions/Instructions tab

PubMed ID#: 18082010



Product Submission - Journal

[Help PDF](#)

[Definitions PDF](#)

Journal PubMed View Abstract Project Linking Data Submit Definitions/Instructions

Each submitted product should adhere to the following criteria:

- *Have at least one author who is either currently affiliated with the PRC, or was affiliated with the PRC during product development;*
- *Have accurate and complete citation and linking information;*
- *Relate to a center project, core research project, SIP, or other-funded research project;*
- *Have a valid ISBN# (for book or book chapters);*
- *Have a valid PubMed ID (PMID)# where applicable (for peer-reviewed journal articles);*
- *Have a URL link (if no PMID)*

If the article has a PMID, enter it on the main screen and select the search button. Select the Details button to confirm the correct citation and abstract information has been pulled from PubMed ("Journal" and "PubMed View Abstract" tabs). Enter the project linking information on the "Project Linking Data" tab before submitting the record.

View Error Log

Cancel Changes

Save Record

Save & Close

Products – Presentations

Presentation summary

The screenshot displays a web browser window with the URL https://partner.cdc.gov/Sites/NCCDPHP/PRC/WA17/default.aspx#Type=Form&Name=fCycleVisit_SubProductPresentationCF&Patl. The browser's address bar shows the page is titled "PrcPartn..." and "Home...". The browser's menu bar includes "File", "Edit", "View", "Favorites", "Tools", and "Help".

The application interface features a dark blue header with "PrcWeb" and "Options" on the left, and "Gyan Chandra" on the right. Below the header is a green banner with the "PRC Program data collection system" logo and the text "PRC-ID: * TEST PRC * Year: 1". The user's name "Chandra, TEST EXTERNAL USER" and email "chandgy2@gmail.com" are displayed, along with a "Help" link.

The main navigation area includes tabs for "OMB Compliance", "Instructions", "Data Collection", "Support", and "Switch Year". Below these are icons for "Survey", "Cost Analysis", "Products", and "Validation".

The left sidebar contains a list of categories: "1) Books & Book Chapters", "2) Journal Articles", and "3) Presentations".

The main content area is titled "Product Submission - Presentations" and includes a folder icon. It contains the following text: "Please click the Add-Button to add a new record, Delete-Button to delete the selected record & the Details-Button to view or update information." and "Presentations made by [* TEST PRC *] in Year [1] between [9/30/2014] and [9/29/2015].".

Below this text is a "Definitions" link and a "Filter" section with a text input field "Specify presentation author or title ...", a dropdown menu "All Records", and buttons for "Apply Filter" and "Reset Filter".

The main data table has three columns: "Author(s)", "Presentation Title", and "Conference Name". The first row contains the values "Test Author", "Test Title1", and "Test Conference Name". There are "Add" and "Details" buttons on the left of the table, and a "Delete" button on the right.

At the bottom, the pagination shows "Records 1 ... 1 of 1" and "Page 1 of 1".

Presentation details – Presentation tab

Presentation Title: Test Title1



Product Submission - Presentations

[Help PDF](#)

[Definitions PDF](#)

Presentation **Project Linking Data** Submit Definitions/Instructions

Cycle-Year-Center **2014-19: Year 1 - * TEST ***

Product Group **Presentation**

Presentation Type Presentation

Author(s) Test Author

Title Test Title1

Year 2015

Conference Name Test Conference Name

Conference Location Test Location

Conference URL 

View Error Log

Cancel Changes

Save Record

Save & Close

Presentation details – Project Linking Data tab

Presentation Title: Test Title1



Product Submission - Presentations

[Help PDF](#)

[Definitions PDF](#)

Presentation Project Linking Data Submit Definitions/Instructions

Please select the type and name of the project that was associated with this product using the dropdown menus provided:

Project Type

Core/SIP name

Center project name

Previous cycle project name

Project Name
Selected

In which funding cycle was the project first implemented?
Project Type

Partner organization (if any) that participated in the development of this product:

Partner Name

Records 1 ... 1 of 1 Page 1 of 1

Presentation details – Submit tab

Presentation Title: Test Title1



Product Submission - Presentations

[Help PDF](#)

[Definitions PDF](#)

Presentation | Project Linking Data | **Submit** | Definitions/Instructions

For PRC Use Only

I confirm that data entry for this record is complete.

Submitted By

Submitted On

PRC Remarks

For CDC Admin Use Only

CDC Remarks

CDC Status

CDC Verified By

CDC Verified On

Added By

Added On

Edited By

Last Edited On

System ID#

[View Error Log](#)


[Cancel Changes](#)

[Save Record](#)

[Save & Close](#)

Presentation details – Definitions/Instructions tab



Presentation Title: Test Title1 x

 **Product Submission - Presentations**[Help PDF](#)
[Definitions PDF](#)

PresentationProject Linking DataSubmitDefinitions/Instructions

Each submitted product should adhere to the following criteria:

- *Have at least one author who is either currently affiliated with the PRC, or was affiliated with the PRC during product development;*
- *Have accurate and complete citation and linking information;*
- *Relate to a center project, core research project, SIP, or other-funded research project;*
- *Have a valid ISBN# (for book or book chapters);*
- *Have a valid PubMed ID (PMID)# where applicable (for peer-reviewed journal articles);*
- *Have a URL link (if no PMID)*

View Error Log Cancel Changes Save RecordSave & Close