

ATTACHMENT H
EDIT PRETEST LETTER




[NAME]
EDIT Project Director

[DATE]




Dear [TEACHER NAME]:

Your classroom has been selected to be part of an important project called the Examining Data Informing Teaching (EDIT) project. Your participation will help the U.S. Department of Health and Human Services Administration for Children and Families better understand ways in which teachers collect information about the children in their classrooms and how teachers use that information to help children learn.

We look forward to visiting your center and meeting with you on [VISIT DATE]. To help you get your materials collected and organized for our visit, we ask that you prepare as follows:

<p>First a phone call [CONTACT]</p> 	<p>On this brief call, we will:</p> <ul style="list-style-type: none"> • Review procedures to help you prepare for our visit • Provide technical assistance • Answer any questions you have about the project
<p>Next</p>  <p>Select 2 Focal Children</p>	<p>Select 1 child performing well and 1 child who has some challenges in language or literacy. Please use the following list to select from among children who have permission to participate.</p> <p>CONSIDER SELECTING: [INSERT INITIALS OF CONSENTED CHILDREN]</p> <p>DO NOT CONSIDER: [INSERT INITIALS OF NON-CONSENTED CHILDREN]</p>
<p>Week of [DATE]</p>  <p>Collect Round 1 Videos</p> <p>*Please only include children who have permission to participate in recordings.</p>	<p>Four separate videos</p> <p><u>Child doing well (in a small group or individually):</u></p> <ol style="list-style-type: none"> 1. Working on language, literacy or social skills activity/lesson* 2. Activity where you are collecting information about the child's knowledge or social skills <p><u>Child with challenges (in a small group(or individually):</u></p> <ol style="list-style-type: none"> 3. Working on language, literacy, or social skills activity/lesson* 4. Activity where you are collecting information about the child's knowledge or social skills

LETTER TO: [TEACHER NAME]
 FROM: [PROJECT DIRECTOR]
 DATE: [DATE]
 PAGE: 2




<p>Week of [DATE]</p>  <p>Collect Round 2 Videos</p> <p>*Please only include children who have permission to participate in recordings.</p>	<p>Two separate videos:</p> <p><u>Child doing well:</u></p> <ol style="list-style-type: none"> 1. Working on a language, literacy, or social skills activity/lesson* <p><u>Child with challenges:</u></p> <ol style="list-style-type: none"> 2. Working on a language, literacy, or social skills activity/lesson*
<p>Between Today and [DATE]</p>  <p>Gather Documents</p>	<p>From the previous two months, all the things that you collect and use to help decide how to support the learning of the 2 focal children including any observations, assessments, and plans for instruction.</p> <p>Examples of what some teachers use:</p> <ul style="list-style-type: none"> • Anecdotal records, photos, checklists, charts, graphs • Portfolios of children’s work • Family reports, class reports • Lesson plans ; individualized learning plans • Instructional sequence, unit plans, yearly themes or projects, schedules for observing or collecting information about children
<p>[DATE]</p>  <p>EDIT Team Visit</p>	<p>On [DATE], 2 researchers will visit your center to:</p> <ul style="list-style-type: none"> • Review documents you gathered • Review the videos you recorded • Speak with you for one hour to learn more about how you use assessment data to plan strategies for children in your classroom • Ask you to complete a brief paper questionnaire about your educational and teaching experiences

Enclosed in this package, you will find an iPad mini and a tripod with instructions for recording videos with the focal children. The researchers will collect the iPad mini from you when they arrive for the one day site visit.

Please note that if your program allows, we will provide you with a \$75 gift card and your center with a \$50 gift card for purchasing materials for the center in appreciation for your participation in this important study.

LETTER TO: [TEACHER NAME]
 FROM: [PROJECT DIRECTOR]
 DATE: [DATE]
 PAGE: 3

In addition, these tips and notes may be helpful as you prepare for our visit:

Preparation	Tip	Note
<p>Select 2 Focal Children</p> 	<p>Think about the children in your class and select one child performing well in language and literacy and another child who is struggling in language, literacy, or social skills.</p>	<p>Please do not select children who do not have permission to participate.</p> <p>CONSIDER SELECTING: [INSERT INITIALS OF CONSENTED CHILDREN]</p> <p>DO NOT CONSIDER: [INSERT INITIALS OF NON-CONSENTED CHILDREN]</p>
<p>Videos with Focal Children</p> 	<p>Create a designated recording space with limited background noise, and position the iPad so that only you and the consented child(ren) are visible in the video.</p> <p>For each of the videos, please focus on language or literacy learning or social skills, but otherwise follow your typical classroom practice.</p> <p>Only collect information in the ways that you typically do in your classroom.</p> <p>Confirm that your videos saved to the iPad after each recording session.</p>	<p>Do not include other non-consented adults or non-consented children – even in the background – in your videos.</p>
<p>Gather Documents</p> 	<p>Gather the information that you collected about the 2 focal children from the 2 months prior to our visit and also any plans for instruction from those 2 months.</p>	<p>We understand that paperwork varies by classroom, and we don't want to add to your paperwork, so please only share documentation that you already have on-hand.</p> <p>We will return all documentation at the end of our visit; names will be hidden in any copies/photographs made of the documentation.</p>

If you have any questions, please contact me by email at [PROJECT DIRECTOR EMAIL] or by phone at [PROJECT DIRECTOR PHONE]. Thank you in advance for your time and consideration.

Sincerely,