



Home

Profile

New USCIS dashboard coming soon!

USCIS is working on a new dashboard that will improve your user experience. [Try it out now.](#)

Recent Notices

Notice Date	Receipt Number	Applicant Name	Notice Type
No data available in table			

Recent Cases

Receipt Number: IOE8800000005
Request Type: Application to Replace Permanent Resident Card
Case Received Date: 10/08/2010
Received As: EFile
Status: In Process
Status Message: Your benefit request has been accepted and is under review.
Pending Action: None

[View Case Details for IOE8800000005 >](#)



Actions

- View All My Cases
- Enter Your Online Access Code (See **Account Acceptance Notice**)
- Review and E-sign the Request Drafted by Your Legal Representative
- Verify Your Identity

Links

- Avoid Scams | USCIS
- Change of Address
- E-Request
- Email us for Help
- Form I-90 General Information
- How Do I Customer Guides | USCIS



[Home](#)

[Profile](#)

* Indicates Required Field

SELECT A REQUEST *

- Application to Replace Permanent Resident Card (I-90)

Cancel

Next



[Home](#)

[Profile](#)

I-90 Burden Disclosure Notice

An agency may not conduct or sponsor an information collection, and a person is not required to respond to a collection of information, unless it displays a currently valid OMB control number. The public reporting burden for this collection of information is estimated at 1 hour and 35 minutes, including the time for reviewing instructions, gathering the required documentation and information, completing the application, preparing statement, attaching necessary documentation, and submitting the application when submitted electronically. The collection of biometrics is estimated to require 1 hour and 10 minutes. Send comments regarding this burden estimate or any other aspect of this collection of information, including suggestions for reducing this burden to U.S. Citizenship and Immigration Services, Regulatory Coordination Division, Office of Policy and Strategy, 20 Massachusetts Ave NW, Washington, DC 20529-2140; OMB No. 1615-0082. Do not mail your completed Form I-90 to this address.

USCIS Privacy Act Statement

AUTHORITIES:

The information requested on this application, and the associated evidence, is collected under the Immigration and Nationality Act, section 101.

PURPOSE:

The primary purpose for providing the requested information on this application is to determine if you have established eligibility for the immigration benefit for which you are filing. DHS will use the information you provide to grant or deny the immigration benefit you are seeking.

DISCLOSURE:

The information you provide is voluntary. However, failure to provide the requested information, and any requested evidence, may delay a final decision in your case or result in denial of your request for a Permanent Resident Card.

ROUTINE USES:

DHS may share the information you provide on this application with other Federal, state, local, and foreign government agencies and authorized organizations. DHS follows approved routine uses described in the associated published system of records notices [DHS-USCIS-007 - Benefits Information System and DHS-USCIS-001 - Alien File, Index, and National File Tracking System of Records and DHS/USCIS-015 Electronic Immigration System-2 Account and Case Management System of Records] which you can find at www.dhs.gov/privacy. DHS may also share the information, as appropriate, for law enforcement purposes or in the interest of national security.

[Continue](#)



Home Profile

Form I-90

- Form I-90 Instructions
- Form I-90 Burden Disclosure Notice
- Privacy Statement

Save Draft Exit

⇒ I-90 Application

- My Status
- Account
- Name
- Mailing Address
- Physical Address
- Contact
- Additional Processing
- Accommodations
- Preparer
- Interpreter
- Upload Evidence
- Review
- Attestation/Acknowledgement
- E-sign
- Payment

My Status



- Permanent Resident
- Permanent Resident
- Conditional Permanent Resident

Account

Alien Registration Number (A-Number)*

A-

USCIS ELIS Account Number (if any)

Your Full Name

NOTE: Your card will be issued in this name

Family Name (Last Name)*

Given Name (First Name)*

Middle Name*

I do not have a given name (first name)

I do not have a middle name

Has your name legally changed since the issuance of your Permanent Resident Card?*

Citizenship Fact: USCIS naturalizes 3,200 new citizens on an average day

Did you know that many permanent residents currently living in the United States are already eligible to apply for U.S. citizenship? For more information on becoming a U.S. citizen, go to the [Citizenship Resource Center](#) on our website.

Also, did you know that many children of U.S. citizens (biological and adopted) already have U.S. citizenship and do not need to apply for naturalization? Go to the [Citizenship through Parents](#) page on our website for more information.

OK

OMB No. 1615-0082

Expires 10/31/2017

* Indicates Required Field

Form I-90

View on entry; no option selected under "My Status is"

OMB No. 1615-0082
Expires 10/31/2017

* Indicates Required Field

Form I-90 Instructions
Form I-90 Burden
Disclosure Notice
Privacy Statement

Save Draft

Exit

⇒ I-90 Application

My Status

Account

Name

Mailing Address

Physical Address

Contact

Additional

Processing

Accommodations

Preparer

Interpreter

Upload Evidence

Review

Attestation/
Acknowledgement

E-sign

Payment

My Status is *



- Permanent Resident
- Permanent Resident In Commuter Status
- Conditional Permanent Resident

Account

Alien Registration Number (A-Number)*

A-

USCIS ELIS Account Number (if any)

Your Full Name

NOTE: Your card will be issued in this name

Family Name (Last Name)*

Given Name (First Name)*

Middle Name*

I do not have a given name
(first name)

I do not have a middle name

Has your name legally changed since the issuance of your Permanent Resident Card?*

- Yes
- No
- N/A - I never received my previous card

Mailing Address

Form I-90

OMB No. 1615-0082
Expires 10/31/2017

* Indicates Required Field

When "Permanent Resident" is selected, the corresponding "Reason for Application" options are displayed. If "taking up commuter status" is selected, the drop down for POE is displayed.

Form I-90 Instructions
Form I-90 Burden
Disclosure Notice
Privacy Statement

APPLICATION FEES:

Filing: \$365
Biometric Services: \$85
Total: \$450

Save Draft

Exit

⇒ I-90 Application

My Status
Account
Name
Mailing Address
Physical Address
Contact
Additional
Processing
Accommodations
Preparer
Interpreter
Upload Evidence
Review
Attestation/
Acknowledgement
E-sign
Payment

My Status *



- Permanent Resident
- Permanent Resident In Commuter Status
- Conditional Permanent Resident

Reason for Application *

- My previous card has been lost, stolen, or destroyed.
- My previous card was issued but never received.
- My existing card has been mutilated.
- My existing card has incorrect data because of DHS error. (Scan the card that contains the incorrect data and upload it for inclusion with this application under "Evidence Upload.")
- My name or other biographic information has been legally changed since the issuance of my existing card.
- My existing card has already expired or will expire within six months.
- I have reached my 14th birthday and am registering as required. My existing card will expire AFTER my 16th birthday. (Do not select this option if you are filing this application before your 14th birthday, or more than 30 days after your 14th birthday. Select the application type, "I have a prior edition..." below.)
- I have reached my 14th birthday and am registering as required. My existing card will expire BEFORE my 16th birthday. (Do not select this option if you are filing this application before your 14th birthday, or more than 30 days after your 14th birthday. Select the application type, "I have a prior edition..." below.)
- I am a permanent resident who is taking up commuter status.

My Port of Entry (POE) into the United States will be: *

Select

- I am a commuter who is taking up actual residence in the United States.
- I have been automatically converted to permanent resident status.
- I have a prior edition of the Alien Registration Card, or I am applying to replace my current Permanent Resident Card for a reason that is not specified above.

Account

Form I-90

OMB No. 1615-0082
Expires 10/31/2017

* Indicates Required Field

When "Permanent Resident in Commuter Status" is selected, the corresponding "Reason for Application" options are displayed. If "taking up commuter status" is selected, the drop down for POE is displayed.

Form I-90 Instructions
Form I-90 Burden
Disclosure Notice
Privacy Statement

APPLICATION FEES:

Filing: \$365
Biometric Services: \$85
Total: \$450

Save Draft

Exit

⇒ I-90 Application

My Status
Account
Name
Mailing Address
Physical Address
Contact
Additional Processing
Accommodations
Preparer
Interpreter
Upload Evidence
Review
Attestation/
Acknowledgement
E-sign
Payment

My Status *



- Permanent Resident
- Permanent Resident In Commuter Status
- Conditional Permanent Resident

Reason for Application *

- My previous card has been lost, stolen, or destroyed.
- My previous card was issued but never received.
- My existing card has been mutilated.
- My existing card has incorrect data because of DHS error. (Scan the card that contains the incorrect data and upload it for inclusion with this application under "Evidence Upload.")
- My name or other biographic information has been legally changed since the issuance of my existing card.
- My existing card has already expired or will expire within six months.
- I have reached my 14th birthday and am registering as required. My existing card will expire AFTER my 16th birthday. (Do not select this option if you are filing this application before your 14th birthday, or more than 30 days after your 14th birthday. Select the application type, "I have a prior edition..." below.)
- I have reached my 14th birthday and am registering as required. My existing card will expire BEFORE my 16th birthday. (Do not select this option if you are filing this application before your 14th birthday, or more than 30 days after your 14th birthday. Select the application type, "I have a prior edition..." below.)
- I am a permanent resident who is taking up commuter status.

My Port of Entry (POE) into the United States will be:*

Select

- I am a commuter who is taking up actual residence in the United States.
- I have been automatically converted to permanent resident status.
- I have a prior edition of the Alien Registration Card, or I am applying to replace my current Permanent Resident Card for a reason that is not specified above.

Account

Form I-90

When "Conditional Permanent Resident" is selected, the corresponding "Reason for Application" options are displayed.

OMB No. 1615-0082
Expires 10/31/2017

* Indicates Required Field

Form I-90 Instructions
Form I-90 Burden
Disclosure Notice
Privacy Statement

APPLICATION FEES:

Filing:	\$365
Biometric Services:	\$85
Total:	\$450

Save Draft

Exit

⇒ I-90 Application

My Status
Account
Name

My Status *



- Permanent Resident
- Permanent Resident In Commuter Status
- Conditional Permanent Resident

Reason for Application *

- My previous card has been lost, stolen, or destroyed.
- My previous card was issued but never received.
- My existing card has been mutilated.
- My existing card has incorrect data because of DHS error. (Scan the card that contains the incorrect data and upload it for inclusion with this application under "Evidence Upload.")
- My name or other biographic information has been legally changed since the issuance of my existing card.

Account

Form I-90 Instructions

Form I-90 Burden
Disclosure Notice
Privacy Statement

Save Draft

Exit

⇒ I-90 Application

My Status

Account

Name

Mailing Address

Physical Address

Contact

Additional

Processing

Accommodations

Preparer

Interpreter

Upload Evidence

Review

Attestation/
Acknowledgement

E-sign

Payment

Mailing Address

In Care of Name

Apt/Flr/Lot/Ste/Trlr/Unit

Apt/Flr/Lot/Ste/Trlr/Unit Number

Street Number and Name*

Country*

City/Town*

State*

ZIP Code*

Physical Address

My physical address is the same as my mailing address

Apt/Flr/Lot/Ste/Trlr/Unit

Apt/Flr/Lot/Ste/Trlr/Unit Number

Street Number and Name*

Country*

Form I-90 Instructions

Form I-90 Burden

Disclosure Notice

Privacy Statement

Save Draft

Exit

⇒ I-90 Application

My Status

Account

Name

Mailing Address

Physical Address

Contact

Additional

Processing

Accommodations

Preparer

Interpreter

Upload Evidence

Review

Attestation/

Acknowledgement

E-sign

Payment

United States

City/Town*

State*

ZIP Code*

Select

Contact Information

Email Address [Update](#)

app73@example.com

Daytime Telephone Number

() -

Mobile Telephone Number [Update](#)

(202) 555-1212

Additional Information

Date of Birth*

(e.g. mm/dd/yyyy)

Country of Birth*

Select

City/Town/Village of Birth

U.S. Social Security Number (if any)

- - -

Class of Admission

Select

Date of Admission*

(e.g. mm/dd/yyyy)



Mother's Given Name (First Name)

Biographic Information

Gender*

Select

Height

Feet

Select

Inches

Select

Weight (in pounds)

Eye Color

Select

Hair Color

Select

What is your ethnicity?

Select

What is your race? (Select all applicable)

American Indian or Alaska Native

Form I-90 Instructions

Form I-90 Burden
Disclosure Notice
Privacy Statement

Save Draft

Exit

⇒ I-90 Application

My Status

Account

Name

Mailing Address

Physical Address

Contact

Additional

Processing

Accommodations

Preparer

Interpreter

Upload Evidence

Review

Attestation/
Acknowledgement

E-sign

Payment



Mother's Given Name (First Name)

Father's Given Name (First Name)

What is your ethnicity?

Select

What is your race? (Select all applicable)

- American Indian or Alaska Native
- Asian
- Black or African American
- Native Hawaiian or Other Pacific Islander
- White

Processing Information

Where did you apply for your immigrant visa or adjustment of status?

Where was your immigrant visa issued or which USCIS office granted you adjustment of status?

Did you enter the United States with an immigrant visa?

Select

Have you ever been in exclusion, deportation, or removal proceedings, or ordered removed from the United States?

Select

Since you were granted permanent residence, have you ever filed Form I-407, Abandonment by Alien of Status as Lawful Permanent Resident, or otherwise been determined to have abandoned your status?

Select

Accommodations for Individuals with Disabilities and Impairments

Are you requesting an accommodation because of your disabilities and/or impairments?

Select

Preparer

- Yes, somebody else prepared this form for me.

Form I-90 Instructions

Form I-90 Burden
Disclosure Notice
Privacy Statement

Save Draft

Exit

⇒ **I-90 Application**

- My Status
- Account
- Name
- Mailing Address
- Physical Address
- Contact
- Additional Processing
- Accommodations
- Preparer
- Interpreter
- Upload Evidence
- Review
- Attestation/Acknowledgement
- E-sign
- Payment

Since you were granted permanent residence, have you ever filed Form I-407, Abandonment by Alien of Status as Lawful Permanent Resident, or otherwise been determined to have abandoned your status?

Select



Accommodations for Individuals with Disabilities and Impairments

Are you requesting an accommodation because of your disabilities and/or impairments?

Select



Preparer

Yes, somebody else prepared this form for me.

Interpreter

Yes, somebody else interpreted the instructions and questions on this application for me.

Save Draft

Save and Exit

Continue to Evidence Upload >

If the applicant selects Yes in response to “Has your name legally changed...,” the instructions to “Provide your name...” and the corresponding data entry fields are displayed. These remain hidden if either No or N/A are selected.

Your Full Name

NOTE: Your card will be issued in this name

Family Name (Last Name)*

Given Name (First Name)*

Middle Name*

I do not have a given name
(first name)

I do not have a middle name

Has your name legally changed since the issuance of your Permanent Resident Card?*

Yes No N/A - I never received my previous card

Provide your name exactly as printed on your current Permanent Resident Card.

NOTE: Attach all evidence of your legal name change under "evidence upload."

Family Name (Last Name)*

Given Name (First Name)*

Middle Name*

I do not have a given name
(first name)

I do not have a middle name

Preparer

If the checkbox for “Yes, somebody else prepared this form for me.” is selected, the Preparer data entry fields are displayed. These remain hidden if the checkbox is not selected.

Yes, somebody else prepared this form for me.

PREPARER NAME

Family Name (Last Name)

Given Name (First Name)

PREPARER'S BUSINESS/ORGANIZATION INFORMATION

Preparer's Business or Organization Name

PREPARER MAILING ADDRESS

Apt/Flr/Lot/Ste/Trlr/Unit

Apt/Flr/Lot/Ste/Trlr/Unit Number

Street Number and Name

Country

City/Town

State

ZIP Code

PREPARER CONTACT INFORMATION

Preparer's Email

Preparer's Daytime Telephone Number

Preparer's Fax Number

PREPARER INFORMATION*

Preparer is an attorney or accredited representative. Preparer is not an attorney or accredited representative.

i **NOTE:** Click **Print PDF for Signature** to view and print the **Preparer Signature** page. Your preparer must sign and date this page, and return it to you. Once you receive the signed page from your preparer, you must scan and upload the page in the **Evidence Upload** section.

You do NOT need to complete this step if your attorney or accredited representative prepared your Form I-90 and is submitting a Form G-28 with your application.

[Print PDF for Signature](#)

If the checkbox for “Yes, somebody else interpreted the instructions and questions on this application for me.” is selected, the Interpreter data entry fields are displayed. These remain hidden if the checkbox is not selected.

Interpreter

Yes, somebody else interpreted the instructions and questions on this application for me.

INTERPRETER NAME

Family Name (Last Name)

Given Name (First Name)

INTERPRETED LANGUAGE INFORMATION

Interpreted Language

INTERPRETER MAILING ADDRESS

Apt/Flr/Lot/Ste/Trlr/Unit

Apt/Flr/Lot/Ste/Trlr/Unit Number

Street Number and Name

Country

City/Town

State

ZIP Code

INTERPRETER CONTACT INFORMATION

Interpreter's Business or Organization Name

Interpreter's Email

Interpreter's Daytime Telephone Number

i **NOTE:** Click **Print PDF for Signature** to view and print the **Interpreter Signature** page. Your interpreter must sign and date this page, and return it to you. Once you receive the signed page from your interpreter, you must scan and upload the page in the **Evidence Upload** section.

Print PDF for Signature

Save Draft

Save and Exit

Continue to Evidence Upload >

Form I-90 Instructions

Form I-90 Burden
Disclosure Notice
Privacy Statement

APPLICATION FEES:

Filing:	\$365
Biometric Services:	\$85
Total:	\$450

Save Draft

Exit

I-90 Application

⇒ Upload Evidence

Review

Attestation/
Acknowledgement

E-sign

Payment

Evidence Upload

Based on your responses to the questions in this application, you will need to upload supporting evidence. You must submit all required evidence and supporting documentation with your application. Failure to provide required evidence may result in a delay in processing your application. Any document containing a foreign language must be accompanied by a full English translation. The translator must sign a certification that the English language translation is complete and accurate, and that the translator is competent to translate from the foreign language into English. See the application instructions for further details.

Use of Preparers

If you used a preparer to complete your application, you must scan and upload a copy of the signed **Preparer Certification** page with your application.

You do NOT need to complete this step if your attorney or accredited representative prepared your Form I-90 and is submitting a Form G-28 with your application.

Use of Interpreters

If you used an interpreter to complete your application, you (or your attorney or accredited representative) must scan and upload a copy of the signed **Interpreter Certification** page with your application.

Evidence Categories and Sample Documents for Form I-90

You are required to submit supporting evidence for your application. This chart identifies specific evidence categories and examples of types of documents from each category. Please submit all appropriate evidence in support of your application.

Please review the Form I-90 Instructions to determine the specific evidence or documents you must submit with your application.

The chart below is only a guide with examples of the types of documents that may fit in a specific evidence category.

Note: The list is **not exhaustive**, you may submit other types of documents in support of your application, petition, or request.

Category	Sample Types of Acceptable Evidence
Identity/Travel Documents	USCIS requires a government-issued identification document (ID) to establish your identity, verify travel history, or to determine your eligibility for the requested immigration benefit. Examples:

Form I-90 Instructions

Form I-90 Burden
Disclosure Notice
Privacy Statement

APPLICATION FEES:

Filing:	\$365
Biometric Services:	\$85
Total:	\$450

Save Draft

Exit

I-90 Application

⇒ Upload Evidence

Review

Attestation/

Acknowledgement

E-sign

Payment

Examples:

- Permanent Resident Card
- Passport
- Driver's license
- National ID
- Military ID
- State-issued photo ID
- Any other government-issued ID that contains your name, date of birth, photograph, and signature.

If your name has been legally changed, USCIS requires evidence of a name change:

Examples:

- Birth certificate
- Passport
- Driver's license
- National ID
- Military ID
- State-issued photo ID
- Any other government-issued ID that contains your name, date of birth, photograph, and signature.

Employment
(Only required for
Permanent Residents
taking up commuter
status)

USCIS requires evidence of employment in the United States if you are a permanent resident who is taking up commuter status or to determine your eligibility for the requested immigration benefit.

Examples

- Employment pay stubs
- Offers of employment
- Official letters from employers
- W-2 wage and tax statements
- Internal Revenue Service (IRS) tax returns

Proof of Residence

USCIS requires evidence of your foreign residence if you are a permanent resident who is taking up commuter status or to determine your eligibility for the requested immigration benefit.

Examples:

Form I-90 Instructions

Form I-90 Burden
Disclosure Notice
Privacy Statement

APPLICATION FEES:

Filing:	\$365
Biometric Services:	\$85
Total:	\$450

Save Draft

Exit

I-90 Application

⇒ Upload Evidence

Review

Attestation/
Acknowledgement

E-sign

Payment

Examples:

- Lease agreements
- Mortgage papers
- Deeds
- Financial statements (e.g., bank/credit card statements)
- Utility bills
- Internal Revenue Service (IRS) tax returns
- W-2 Wage and Tax statements

USCIS Notices

USCIS requires copies of Notices if you are submitting this application because you have not received your card, or you have been automatically converted to permanent resident status, or to determine your eligibility for the requested immigration benefit.

Examples:

- Notice of Action (Form I-797) for Forms I-698, I-485, I-751, I-829, I-90, I-700 or EOIR-42B
- Other correspondence from USCIS

Other

Any other information you believe is relevant to your filing.

Examples:

- Explanations for exclusion, deportation, or removal proceedings

If you are required to scan and upload a signed **Preparer** or **Interpreter** certification page with your Form I-90, please make sure the file name reflects the type of certification that is being uploaded.

Examples:

- Preparer's Certification - "**Preparer.pdf**"
- Interpreter's Certification - "**Interpreter.pdf**"

Upload Instructions

For each document that you submit, please select the "Category" from the drop down list provided. We recommend that you describe the type of document in the file name. For example, if you are uploading a scanned image of your Permanent Resident Card consider "MyPermanentResidentCard.jpg" as the file name.

[Click to view the File Upload How To Chart](#)

Form I-90 Instructions

Form I-90 Burden
Disclosure Notice
Privacy Statement

APPLICATION FEES:

Filing:	\$365
Biometric Services:	\$85
Total:	\$450

Save Draft

Exit

I-90 Application

⇒ Upload Evidence

Review

Attestation/
Acknowledgement

E-sign

Payment

Upload Instructions

For each document that you submit, please select the "Category" from the drop down list provided. We recommend that you describe the type of document in the file name. For example, if you are uploading a scanned image of your Permanent Resident Card consider "MyPermanentResidentCard.jpg" as the file name.
Click to view the File Upload How To Chart.

LIST OF ALL ACCEPTABLE FILE STANDARDS



ACCEPTABLE FILE STANDARDS:

Before you upload your scanned evidence, please make sure that your file is in a proper format. The file should be saved as an image and the name for your document should end with a period (.) and one of the following three letters (.jpg, .pdf, .tif).

PASSWORD PROTECTION:

Your files should not be password protected. Please remove any password protection before uploading your files into USCIS ELIS.

File Upload

* Indicates Required Field

1 SELECT DOCUMENT TYPE AND BROWSE FOR DOCUMENTS

- Only 5 files may be uploaded at a time.
- Maximum file-size is 6MB per file.
- Please make sure that your file is in a proper format (jpeg, jpg, pdf, tiff, tif).

Type of Document: *

2 SELECTED DOCUMENTS FOR UPLOAD (NOTE: CLICK THE "START UPLOAD" BUTTON TO BEGIN UPLOADING)

No documents selected


Uploaded Files

Show entries

File name	Upload Category	Action
No data available in table		

Showing 0 to 0 of 0 entries

[First](#) [Previous](#) [Next](#) [Last](#)

[I am Ready to Review My Application](#) 

Form I-90 Instructions

Form I-90 Burden

Disclosure Notice

Privacy Statement

APPLICATION FEES:

Filing: \$365

Biometric \$85

Services:

Total: \$450

Save Draft

Exit

I-90 Application

Upload Evidence

⇒ Review

Attestation/

Acknowledgement

E-sign

Payment

Review I-90 Application

Your responses may not appear in their entirety on your copy of this request. USCIS ELIS will still accurately record your entire response.

Application to Replace Permanent Resident Card

1 / 6



Application to Replace Permanent Resident Card

Department of Homeland Security
U.S. Citizenship and Immigration Services

USCIS
Form I-90
OMB No. 1615-0082
Expires 12/31/2015

Part 1. Information About You

1. Alien Registration Number (A-Number)

▶ A- 021345678

2. USCIS ELIS Account Number (if any)

▶

Your Full Name

NOTE: Your card will be issued in this name.

3.a. Family Name

(Last Name)

last

3.b. Given Name

(First Name)

first

3.c. Middle Name

4. Has your name legally changed since the issuance of your Permanent Resident Card?

 Yes (Proceed to Item Numbers 5.a. - 5.c.) No (Proceed to Item Numbers 6.a. - 6.i.) N/A - I never received my previous card.
(Proceed to Item Numbers 6.a. - 6.i.)

NOTE: Attach all evidence of your legal name change with this application.

Provide your name exactly as reflected on your current

Physical Address

7.a. Street Number and Name

234

7.b. Apt., Flr., Lot, Ste., Trlr., Unit

7.c. City or Town

town

7.d. State

HI

7.e. ZIP Code

23456

7.f. Postal Code

7.g. Province

7.h. Country

United States

Additional Information

8. Date of Birth

(mm/dd/yyyy)

▶ 05/10/2005

9. City/Town/Village of Birth

10. Country of Birth

Afghanistan

Mother's Name

11. Given Name

(First Name)

Form I-90 Instructions
Form I-90 Burden
Disclosure Notice
Privacy Statement

APPLICATION FEES:

Filing:	\$365
Biometric Services:	\$85
Total:	\$450

[Save Draft](#) [Exit](#)

I-90 Application
Upload Evidence
⇒ **Review**
Attestation/
Acknowledgement
E-sign
Payment

appearing for a biometrics appointment, he or she will be re-affirming that the contents of this application and all supporting documentation are complete, true, and correct.

USCIS may require that you appear for an interview or provide fingerprints, photograph, and/or signature at any time to verify your identity, obtain additional information, and conduct background and security checks, including a check of criminal history records maintained by the Federal Bureau of Investigation (FBI), before making a decision on your application. After USCIS receives your application and ensures it is complete, we will inform you in writing (or by email notice if you e-file your application), if you need to attend a biometric services appointment. If an appointment is necessary, the notice will provide you the location of your local or designated USCIS Application Support Center (ASC) and the date and time of your appointment. If you fail to attend your biometric services appointment, USCIS may deny your application.

Review the USCIS ASC Acknowledgement that appears below. The purpose of the acknowledgement is to confirm that you have completed your application, reviewed your responses, and verified that the information was provided by you and is complete, true, and correct. If someone helped you fill out your application, that person should review the acknowledgement with you to make sure you understand it.

I, first last, understand that the purpose of a USCIS Application Support Center (ASC) appointment is for me to provide my fingerprints, photograph, and/or signature, and to re-verify that all of the information in my application is complete, true, and correct and was provided by me. I understand that I will sign my name to the following declaration which USCIS will display to me at the time I provide my fingerprints, photograph, and/or signature during my USCIS ASC appointment.

By signing here, I declare under penalty of perjury that I have reviewed and understand my application, petition, or request as identified by the receipt number on my USCIS ASC Notice, and all supporting document(s), application(s), petition(s), or request(s) filed with my application, petition, or request, that I (or my attorney or accredited representative) filed with USCIS, and that all of the information in these materials is complete, true and correct.

I also understand that when I sign my name, provide my fingerprints, and/or am photographed at the USCIS ASC, I will be re-verifying that I willingly submit this application; I have reviewed the contents of this application; all of the information in my application and all supporting documents submitted with my application were provided by me and are complete, true, and correct; and if I was assisted in completing this application, the person assisting me also reviewed this Acknowledgement of Appointment at USCIS Application Support Center with me.

[Proceed to Attestation/Acknowledgement >](#)

Form I-90 Instructions
Form I-90 Burden
Disclosure Notice
Privacy Statement

APPLICATION FEES:

Filing:	\$365
Biometric Services:	\$85
Total:	\$450

Save Draft

Exit

I-90 Application
Upload Evidence
Review
⇒ **Attestation/
Acknowledgement**
E-sign
Payment

Applicants: Please make sure you read and completely understand the contents of the **Acknowledgement of Appointment at USCIS Application Support Center** below. You will be required to certify, under penalty of perjury, that you have read and understand this Acknowledgement when you e-sign your application.

Attorneys and Accredited Representatives: Please review the contents of the **Acknowledgement of Appointment at USCIS Application Support Center** with your client(s) and make sure they understand the purpose for the Acknowledgement. You will be required to certify, under penalty of perjury, that you have read and reviewed the Acknowledgement with your client, that your client understands the Acknowledgement, and your client knows that by appearing for a biometrics appointment, he or she will be re-affirming that the contents of this application and all supporting documentation are complete, true, and correct.

Select Language for Attestation

English ▼

Acknowledgement of Appointment at USCIS Application Support Center

USCIS may require that you appear for an interview or provide fingerprints, photograph, and/or signature at any time to verify your identity, obtain additional information, and conduct background and security checks, including a check of criminal history records maintained by the Federal Bureau of Investigation (FBI), before making a decision on your application. After USCIS receives your application and ensures it is complete, we will inform you in writing (or by email notice if you e-file your application), if you need to attend a biometric services appointment. If an appointment is necessary, the notice will provide you the location of your local or designated USCIS Application Support Center (ASC) and the date and time of your appointment. If you fail to attend your biometric services appointment, USCIS may deny your application.

Review the USCIS ASC Acknowledgement that appears below. The purpose of this acknowledgement is to confirm that you have completed your application, reviewed your responses, and verified that the information was provided by you and is complete, true, and correct. If someone helped you fill out your application, that person must review the acknowledgement with you to make sure you understand it.

I, FIRST LAST, understand that the purpose of a USCIS Application Support Center (ASC) appointment is for me to provide my fingerprints, photograph, and/or signature, and to re-verify that all of the information in my application is complete, true, and correct and was provided by me. I understand that I will sign my name to the following declaration which USCIS will display to me at the time I provide my fingerprints, photograph, and/or signature during my USCIS ASC appointment.

By signing here, I declare under penalty of perjury that I have reviewed and understand my application as identified by the receipt number displayed on the screen above, and all supporting documents, applications, petitions, or requests filed with my application that I (or my attorney or accredited representative) filed with USCIS, and that all of the information in these materials is complete, true, and correct.

I-90 Application

Upload Evidence

Review

⇒ Attestation/
Acknowledgement

E-sign

Payment

I also understand that when I sign my name, provide my fingerprints, and/or am photographed at the USCIS ASC, I will be re-verifying that I willingly submit this application; I have reviewed the contents of this application; all of the information in my application and all supporting documents submitted with my application were provided by me and are complete, true, and correct; and if I was assisted in completing this application, the person assisting me also reviewed this **Acknowledgement of Appointment at USCIS Application Support Center** with me.

I am Ready to E-sign My Application ▶

Form I-90 Instructions

Form I-90 Burden
Disclosure Notice
Privacy Statement

APPLICATION FEES:

Filing:	\$365
Biometric Services:	\$85
Total:	\$450

Save Draft

Exit

I-90 Application
Upload Evidence
Review
Attestation/
Acknowledgement
⇒ E-sign
Payment

* Indicates Required Field

E-SIGN

NOTE: Read the information on penalties in the Form I-90 Instructions, Penalties section before completing this part. You must file Form I-90 while in the United States.

Applicant's Statement

Select the box for either **Item Number 1.a.** or **1.b.** If applicable, select the box for **Item Number 2.**

- 1. a** I can read and understand English, and have read and understand every question and instruction on this application, as well as my answer to every question. I have read and understand the **Acknowledgement of Appointment at USCIS Application Support Center.**
- 1. b** The interpreter named, {Interpreter First Name} {Interpreter Last Name}, has read to me every question and instruction on this application, as well as my answer to every question in {Interpreted Language}, a language in which I am fluent. I understand every question and instruction on this application as translated to me by my interpreter, and have provided complete, true, and correct responses in the language indicated above. The interpreter named, {Interpreter First Name} {Interpreter Last Name}, also has read the **Acknowledgement of Appointment at USCIS Application Support Center** to me, in the language in which I am fluent, and I understand this Application Support Center (ASC) Acknowledgement as read to me by my interpreter.
- 2.** I have requested the services of and consented to {Preparer First Name} {Preparer Last Name}, who is not an attorney or accredited representative, preparing this application for me. This person who assisted me in preparing my application has reviewed the **Acknowledgement of Appointment at USCIS Application Support Center** with me and I understand the ASC Acknowledgement.

Applicant's Certification

Copies of any documents I have submitted are exact photocopies of unaltered, original documents, and I understand that USCIS may require that I submit original documents to USCIS at a later date. Furthermore, I authorize the release of any information from any and all of my records that USCIS may need to determine my eligibility for the immigration benefit that I seek.

I furthermore authorize release of information contained in this application, in supporting documents, and in my USCIS records to other entities and persons where necessary for the administration of U.S. immigration laws.

I certify, under penalty of perjury, that the information in my application and any document submitted with my application were provided by me and are complete, true, and correct.

Filing: \$365
Biometric Services: \$85
Total: \$450

Full Legal Name*
(First Name, Middle Name, Last Name)

first last

Save Draft

Exit

I-90 Application
Upload Evidence
Review
Attestation/
Acknowledgement
⇒ E-sign
Payment

Important Notes

REFUNDS

USCIS will not refund fees if a [an] [application, petition or request] is denied, revoked, or withdrawn. If you accidentally paid twice or otherwise feel you paid a USCIS fee in error, you may contact USCIS at 1-800-375-5283 for information on how to request a refund.

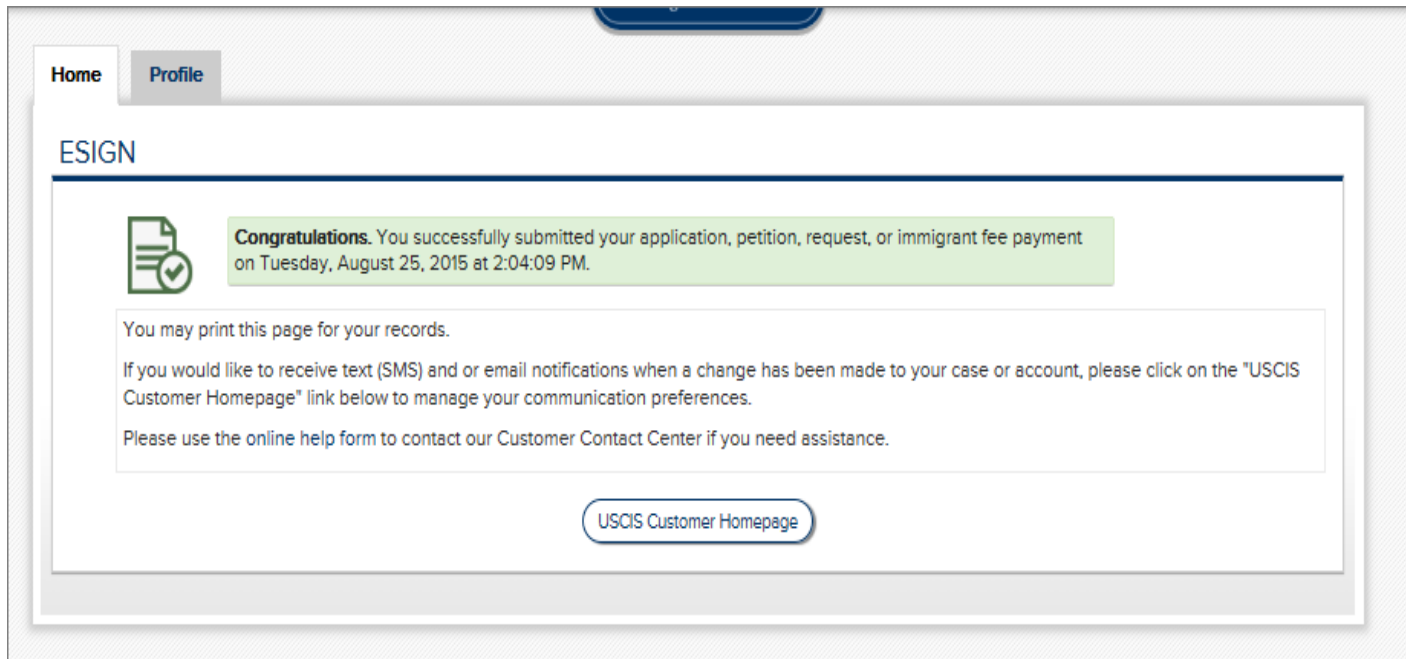
WARNING

When you enter the Pay.gov system to make your payment, you will be asked to pay with a credit or debit card or through your bank account (ACH) via electronic check. Once you have made your payment, **DO NOT** hit the "**Back**" button on your Internet Browser or hit the "**Submit Payment**" button at the bottom of the Pay.gov screen more than one time - You will be charged more than once.

Proceed to Payment

Payment transactions are processed via the Pay.gov website. This process is not represented in these screen shots. Please see the USCIS Electronic Fee Payment IC for the Pay.gov screens.


Once the transaction is complete, the applicant receives a confirmation screen, and can return to the homepage.



The screenshot shows a web interface with a navigation bar at the top containing "Home" and "Profile" tabs. Below the navigation bar, the page title "ESIGN" is displayed. A green notification box contains a document icon with a checkmark and the text: "Congratulations. You successfully submitted your application, petition, request, or immigrant fee payment on Tuesday, August 25, 2015 at 2:04:09 PM." Below the notification, there are three lines of text: "You may print this page for your records.", "If you would like to receive text (SMS) and or email notifications when a change has been made to your case or account, please click on the 'USCIS Customer Homepage' link below to manage your communication preferences.", and "Please use the online help form to contact our Customer Contact Center if you need assistance." At the bottom center, there is a button labeled "USCIS Customer Homepage".

Home Profile

ESIGN

 **Congratulations.** You successfully submitted your application, petition, request, or immigrant fee payment on Tuesday, August 25, 2015 at 2:04:09 PM.

You may print this page for your records.

If you would like to receive text (SMS) and or email notifications when a change has been made to your case or account, please click on the "USCIS Customer Homepage" link below to manage your communication preferences.

Please use the [online help form](#) to contact our Customer Contact Center if you need assistance.

[USCIS Customer Homepage](#)