

2015 Equity in Athletics Disclosure Act Survey

OFFICE OF POSTSECONDARY EDUCATION



Click here for
2015 User's Guide
with step-by-step
Instructions

Log In**Survey is closed.**

User ID

Password

Log In[Forgot your password?](#)**Resources**[Print Survey Forms](#)[Worksheets](#)[Glossary of Terms](#)[Chief Executive Letter](#)[Help Desk E-Mails](#)**2015 Equity in Athletics Disclosure Act (EADA) Survey**

The *Equity in Athletics Disclosure Act* is designed to make prospective students aware of a schools's commitment to providing equitable athletic opportunities for its men and women students. Any co-educational institution of higher education that participates in a federal student aid program must prepare an EADA report by October 15. Institutions must also report data to the U.S. Department of Education via this online survey. This is a mandatory survey.


Data collected in this survey will be published by the Office of Postsecondary Education on the Equity in Athletics Data Analysis Cutting Tool website located at <http://ope.ed.gov/athletics>. Click here to view our [Privacy Statement](#).

Institutional Burden


According to the Paperwork Reduction Act of 1995, no persons are required to respond to a collection of information unless it displays a valid OMB control number. The valid OMB control number for this information collection is 1840-0827. The time required to complete this information collection is estimated to average 5.5 hours, including the time to review instructions, search existing data resources, gather the data needed, and complete and review the information collected.

EADA and Title IX Compliance

The data collected in this survey are provided by institutions in accordance with the EADA and may not be the same as data used for determining compliance with other Federal or state laws, including Title IX of the Education Amendments of 1972.



If you have any
comments
or suggestions for
improving this form,
please write to:
U.S. Department of
Education Office of
Postsecondary
Education Washington,
DC 20202-4651



Download a
free copy of Adobe
Acrobat Reader

2015 Equity in Athletics Disclosure Act Survey

OFFICE OF POSTSECONDARY EDUCATION

Institution: Sample University (900001) (1)

User ID: E9000011

[SURVEY NAVIGATION/STATUS](#)[FORMS FOR PRINTING](#)[HELP](#)[LOGOUT](#)**Important - Please read this before you begin...**

The EADA Survey is not an accounting report. It collects data about revenues and expenses that are similar to data from an income and expense statement. You should not include information about capital assets and related debts. When reporting revenues from institutional support include budgeted dollars that were not spent only if those dollars remained in the athletic department's or team's budget at the end of the year. For example, if a sport is budgeted \$20,000 for the year, and at the end of the year the sport has only spent \$11,000, there is a \$9,000 surplus. If the \$9,000 remained in the athletics department's or team's budget, you should include the \$9,000 in your reported revenues. If, however, the \$9,000 was taken out of the athletics department's or team's budget, do not include the \$9,000 in your reported revenues.

A number of terms used in this survey are EADA-specific. For example, Operating Expenses encompasses specific "game-day" expenses only. We strongly encourage you to use the survey's on-line help features. Links to these features are located on the left side of the Log-In screen and under Help on the horizontal menu bar at the top of your screen after you have logged in. They include: a glossary, a user's guide, and blank survey forms. Each data entry screen also has an Instructions link that accesses screen-specific information from the user's guide.

The survey user's guide takes you step by step through the survey screens. It was developed in part based on questions directed to the help desk. If you still have questions after consulting the user's guide, please call the help desk toll-free at [\(888\) 233-5421](tel:888-233-5421) or e-mail us at eadahelp@westat.com.

[Click Here to Proceed](#)



Institution: **Sample University (900001) (1)**

User ID: **E9000011**

[SURVEY NAVIGATION/STATUS](#)

[FORMS FOR PRINTING](#)

[HELP](#)

[LOGOUT](#)

Registration for primary user: E9000011

[Instructions](#)

- This screen should contain the name and contact information of the primary person who will enter the survey data. Review the screen and make changes, if necessary.
- Required fields are indicated with asterisks (*).
- Click the Update button to complete your registration, whether you have made changes or not.
- Once you have registered you can generate user ids and passwords for additional users.

Sample University (900001)

First Name*	<input type="text" value="First"/>
Last Name*	<input type="text" value="Keyholder"/>
Title*	<input type="text" value="Keyholder"/>
Address 1*	<input type="text" value="Address 1"/>
Address 2	<input type="text"/>
City*	<input type="text" value="City"/>
State*	<input type="text" value="Maryland"/> ▾
ZIP Code*	<input type="text" value="20850"/> - <input type="text"/>
Phone*	<input type="text" value="111"/> - <input type="text" value="222"/> - <input type="text" value="5555"/>
Extension	<input type="text"/>
Fax	<input type="text"/> - <input type="text"/> - <input type="text"/>
E-mail Address*	<input type="text" value="Keyholder@SampleU.edu"/>
Confirm E-mail Address*	<input type="text"/>
Comment	<p>* Please use this box if you would like to provide additional contact information such as a cell phone number or the best time to reach you if there are questions about your survey. Also, if the person listed above is not the person who enters the data, please provide the name and contact information for the person who enters the data. This information is for the survey help desk staff only. It will not be seen by the public.</p> <input type="text"/>

[Click here for Registration Certificate](#)

2015 Equity in Athletics Disclosure Act Survey

OFFICE OF POSTSECONDARY EDUCATION

Institution: Sample University (900001) (1)

User ID: E9000011

[SURVEY NAVIGATION/STATUS](#)[FORMS FOR PRINTING](#)[HELP](#)[LOGOUT](#)**Institution Identification** [Instructions](#)

- Please enter/review all applicable information.
- Required fields are indicated with asterisks (*).
- You cannot change the hard-coded name of your institution on this screen. If the name has changed, it will be changed on subsequent surveys after notification from your institution's accrediting agency.

General Information

Institution Name	Sample University
Address 1*	<input type="text" value="1 Sample St."/>
Address 2	<input type="text"/>
City*	<input type="text" value="City"/>
State*	<input type="text" value="Maryland"/>
ZIP Code*	<input type="text" value="22222"/> - <input type="text"/>
Telephone*	<input type="text" value="111"/> - <input type="text" value="555"/> - <input type="text" value="9999"/> Ext. <input type="text"/>

Athletic Department

Athletic Director Name*	<input type="text" value="AD Name"/>
Address 1*	<input type="text" value="Address 1"/>
Address 2	<input type="text"/>
City*	<input type="text" value="City"/>
State*	<input type="text" value="Maryland"/>
ZIP Code*	<input type="text" value="22222"/> - <input type="text"/>
Telephone*	<input type="text" value="111"/> - <input type="text" value="555"/> - <input type="text" value="8888"/> Ext. <input type="text"/>

Chief Administrative Officer

Name*	<input type="text" value="Admin"/>
Title*	<input type="text" value="President"/>
Telephone*	<input type="text" value="111"/> - <input type="text" value="555"/> - <input type="text" value="7777"/> Ext. <input type="text"/>
Fax	<input type="text"/> - <input type="text"/> - <input type="text"/>
E-mail Address*	<input type="text" value="President@SampleU.edu"/>

EADA General

Designated Reporting Year*

Note: The reporting period must be 12 months. The dates for the reporting year should be consistent from year to year.

Begins: (MM/DD) /2014 **Ends: (MM/DD)** /2015

Number of full-time undergraduates by gender: The numbers below were reported on your institution's 2014-15 IPEDS Survey and should not be changed unless they were reported incorrectly to IPEDS. If the numbers are incorrect, please call the EADA Help Desk to correct them.

	Number	Percent
Male full-time undergraduates	2795	47%
Female full-time undergraduates	3124	53%
Total full-time undergraduates	5919	100 %

Athletic Sanctioning Body for the designated reporting year (select one):*

- NCAA Division I – FBS
- NCAA Division I – FCS
- NCAA Division I without football
- NCAA Division II with football
- NCAA Division II without football
- NCAA Division III with football
- NCAA Division III without football
- Independent
- Other
- CCCAA
- NAIA Division I
- NAIA Division II
- NJCAA Division I
- NJCAA Division II
- NJCAA Division III
- NCCAA Division I
- NCCAA Division II
- USCAA
- NWAC

Other Description:

Update Status

Date Completed **9/16/2015**
Update Status **Updated**

Screening Questions

Please answer these questions carefully as your responses will determine which subsequent data entry screens are appropriate for your institution.

1. How will you report Operating (Game-day) Expenses?

By Team

Per Participant

2. Select the type of varsity sports teams at your institution.

Men's Teams

Women's Teams

Coed Teams

3. Do any of your teams have assistant coaches?

Yes

Men's Teams

Women's Teams

Coed Teams

No

If you save the data on this screen, then return to the screen to make changes, note the following:

- 1) If you select an additional type of team remember to include associated data for that type of team on subsequent screens;
- 2) If you delete a type of team but have already entered associated data on other screens, all associated data for that type of team will be deleted from subsequent screens. However, because the survey system has to recalculate the totals, you must re-save every screen.

Sports Selection - Men's, Women's and Coed Teams

Select the varsity sports teams at your institution.

Sport	Men's	Women's	Coed	Sport	Men's	Women's	Coed
Archery	<input type="checkbox"/>	<input type="checkbox"/>	<input type="checkbox"/>	Badminton	<input type="checkbox"/>	<input type="checkbox"/>	<input type="checkbox"/>
Baseball	<input type="checkbox"/>			Basketball	<input type="checkbox"/>	<input type="checkbox"/>	<input type="checkbox"/>
Beach Volleyball	<input type="checkbox"/>	<input type="checkbox"/>	<input type="checkbox"/>	Bowling	<input type="checkbox"/>	<input type="checkbox"/>	<input type="checkbox"/>
Cross Country	<input type="checkbox"/>	<input type="checkbox"/>	<input type="checkbox"/>	Diving	<input type="checkbox"/>	<input type="checkbox"/>	<input type="checkbox"/>
Equestrian	<input type="checkbox"/>	<input type="checkbox"/>	<input type="checkbox"/>	Fencing	<input type="checkbox"/>	<input type="checkbox"/>	<input type="checkbox"/>
Field Hockey		<input type="checkbox"/>		Football	<input type="checkbox"/>		
Golf	<input type="checkbox"/>	<input type="checkbox"/>	<input type="checkbox"/>	Gymnastics	<input type="checkbox"/>	<input type="checkbox"/>	<input type="checkbox"/>
Ice Hockey	<input type="checkbox"/>	<input type="checkbox"/>	<input type="checkbox"/>	Lacrosse	<input type="checkbox"/>	<input type="checkbox"/>	<input type="checkbox"/>
Rifle	<input type="checkbox"/>	<input type="checkbox"/>	<input type="checkbox"/>	Rodeo	<input type="checkbox"/>	<input type="checkbox"/>	<input type="checkbox"/>
Rowing	<input type="checkbox"/>	<input type="checkbox"/>	<input type="checkbox"/>	Sailing	<input type="checkbox"/>	<input type="checkbox"/>	<input type="checkbox"/>
Skiing	<input type="checkbox"/>	<input type="checkbox"/>	<input type="checkbox"/>	Soccer	<input type="checkbox"/>	<input type="checkbox"/>	<input type="checkbox"/>
Softball		<input type="checkbox"/>		Squash	<input type="checkbox"/>	<input type="checkbox"/>	<input type="checkbox"/>
Swimming	<input type="checkbox"/>	<input type="checkbox"/>	<input type="checkbox"/>	Swimming and Diving (combined)	<input type="checkbox"/>	<input type="checkbox"/>	<input type="checkbox"/>
Synchronized Swimming		<input type="checkbox"/>		Table Tennis	<input type="checkbox"/>	<input type="checkbox"/>	<input type="checkbox"/>
Team Handball	<input type="checkbox"/>	<input type="checkbox"/>	<input type="checkbox"/>	Tennis	<input type="checkbox"/>	<input type="checkbox"/>	<input type="checkbox"/>
Track and Field (Indoor)	<input type="checkbox"/>	<input type="checkbox"/>	<input type="checkbox"/>	Track and Field (Outdoor)	<input type="checkbox"/>	<input type="checkbox"/>	<input type="checkbox"/>
Track and Field and Cross Country (combined)	<input type="checkbox"/>	<input type="checkbox"/>	<input type="checkbox"/>	Volleyball	<input type="checkbox"/>	<input type="checkbox"/>	<input type="checkbox"/>
Water Polo	<input type="checkbox"/>	<input type="checkbox"/>	<input type="checkbox"/>	Weight Lifting	<input type="checkbox"/>	<input type="checkbox"/>	<input type="checkbox"/>
Wrestling	<input type="checkbox"/>	<input type="checkbox"/>	<input type="checkbox"/>	Other Sports (Specify sports in the caveat box.)*	<input type="checkbox"/>	<input type="checkbox"/>	<input type="checkbox"/>

CAVEAT

* If you indicated in the caveat box that your other sports are Dancing and/or Cheerleading, please also specify in the caveat box that your institution has a letter from the Office for Civil Rights confirming that the OCR has determined that Dancing and/or Cheerleading are varsity sports at your institution.

If you save the data on this screen, then return to the screen to make changes, note the following:

- 1) If you select an additional team remember to include associated data for that sport on subsequent screens;
- 2) If you delete a sport but have already entered associated data on other screens, all associated data for that sport will be deleted from subsequent screens. However, because the survey system has to recalculate the totals, you must re-save every screen.

Athletics Participation - Men's, Women's and Coed Teams

Enter the number of participants as of the day of the first scheduled contest.

Varsity Teams

Men's Teams

Women's Teams

Archery	<input type="text"/>	<input type="text"/>
Badminton	<input type="text"/>	<input type="text"/>
Baseball	<input type="text"/>	
Basketball	<input type="text"/>	<input type="text"/>
Beach Volleyball	<input type="text"/>	<input type="text"/>
Bowling	<input type="text"/>	<input type="text"/>
Cross Country	<input type="text"/>	<input type="text"/>
Diving	<input type="text"/>	<input type="text"/>
Equestrian	<input type="text"/>	<input type="text"/>
Fencing	<input type="text"/>	<input type="text"/>
Field Hockey		<input type="text"/>
Football	<input type="text"/>	
Golf	<input type="text"/>	<input type="text"/>
Gymnastics	<input type="text"/>	<input type="text"/>
Ice Hockey	<input type="text"/>	<input type="text"/>
Lacrosse	<input type="text"/>	<input type="text"/>
Rifle	<input type="text"/>	<input type="text"/>
Rodeo	<input type="text"/>	<input type="text"/>
Rowing	<input type="text"/>	<input type="text"/>
Sailing	<input type="text"/>	<input type="text"/>
Skiing	<input type="text"/>	<input type="text"/>
Soccer	<input type="text"/>	<input type="text"/>
Softball		<input type="text"/>
Squash	<input type="text"/>	<input type="text"/>
Swimming and Diving (combined)		
Swimming	<input type="text"/>	<input type="text"/>
Diving	<input type="text"/>	<input type="text"/>
Swimming	<input type="text"/>	<input type="text"/>
Synchronized Swimming		<input type="text"/>
Table Tennis	<input type="text"/>	<input type="text"/>
Team Handball	<input type="text"/>	<input type="text"/>
Tennis	<input type="text"/>	<input type="text"/>
Track and Field (Indoor)	<input type="text"/>	<input type="text"/>
Track and Field (Outdoor)	<input type="text"/>	<input type="text"/>
Track and Field and Cross Country (combined)		

Track and Field (Indoor)	<input type="text"/>	<input type="text"/>
Track and Field (Outdoor)	<input type="text"/>	<input type="text"/>
Cross Country	<input type="text"/>	<input type="text"/>
Volleyball	<input type="text"/>	<input type="text"/>
Water Polo	<input type="text"/>	<input type="text"/>
Weight Lifting	<input type="text"/>	<input type="text"/>
Wrestling	<input type="text"/>	<input type="text"/>
Other Sports	<input type="text"/>	<input type="text"/>

Total Participants Men's and Women's Teams

Coed Teams

Varsity Teams	# Men	# Women
Archery	<input type="text"/>	<input type="text"/>
Badminton	<input type="text"/>	<input type="text"/>
Basketball	<input type="text"/>	<input type="text"/>
Beach Volleyball	<input type="text"/>	<input type="text"/>
Bowling	<input type="text"/>	<input type="text"/>
Cross Country	<input type="text"/>	<input type="text"/>
Diving	<input type="text"/>	<input type="text"/>
Equestrian	<input type="text"/>	<input type="text"/>
Fencing	<input type="text"/>	<input type="text"/>
Golf	<input type="text"/>	<input type="text"/>
Gymnastics	<input type="text"/>	<input type="text"/>
Ice Hockey	<input type="text"/>	<input type="text"/>
Lacrosse	<input type="text"/>	<input type="text"/>
Rifle	<input type="text"/>	<input type="text"/>
Rodeo	<input type="text"/>	<input type="text"/>
Rowing	<input type="text"/>	<input type="text"/>
Sailing	<input type="text"/>	<input type="text"/>
Skiing	<input type="text"/>	<input type="text"/>
Soccer	<input type="text"/>	<input type="text"/>
Squash	<input type="text"/>	<input type="text"/>
Swimming and Diving (combined)		
Swimming	<input type="text"/>	<input type="text"/>
Diving	<input type="text"/>	<input type="text"/>
Swimming	<input type="text"/>	<input type="text"/>
Table Tennis	<input type="text"/>	<input type="text"/>
Team Handball	<input type="text"/>	<input type="text"/>
Tennis	<input type="text"/>	<input type="text"/>
Track and Field (Indoor)	<input type="text"/>	<input type="text"/>

Track and Field (Outdoor)	<input type="text"/>	<input type="text"/>
Track and Field and Cross Country (combined)		
Track and Field (Indoor)	<input type="text"/>	<input type="text"/>
Track and Field (Outdoor)	<input type="text"/>	<input type="text"/>
Cross Country	<input type="text"/>	<input type="text"/>
Volleyball	<input type="text"/>	<input type="text"/>
Water Polo	<input type="text"/>	<input type="text"/>
Weight Lifting	<input type="text"/>	<input type="text"/>
Wrestling	<input type="text"/>	<input type="text"/>
Other Sports	<input type="text"/>	<input type="text"/>
Total Participants Coed Teams		
Grand Total Participants		
Grand Total Participants		
Unduplicated Count of Participants		
(This is a head count. If an individual participates on more than one team, count that individual only once on this line.)	<input type="text"/>	<input type="text"/>

CAVEAT
 (For each men's or women's team that includes opposite sex participants, specify the number of male and the number of female students on that team in this caveat box. This does not apply for coed teams. Additionally, provide any other clarifying information here.)

If you save the data on this screen, then return to the screen to make changes, please note you must re-save every screen because the survey system has to recalculate the totals.

Track and Field (Outdoor)	<input type="text"/>	<input type="text"/>	<input type="text"/>	<input type="text"/>	<input type="text"/>	<input type="text"/>	<input type="text"/>	<input type="text"/>
Track and Field and Cross Country (combined)	<input type="text"/>	<input type="text"/>	<input type="text"/>	<input type="text"/>	<input type="text"/>	<input type="text"/>	<input type="text"/>	<input type="text"/>
Volleyball	<input type="text"/>	<input type="text"/>	<input type="text"/>	<input type="text"/>	<input type="text"/>	<input type="text"/>	<input type="text"/>	<input type="text"/>
Water Polo	<input type="text"/>	<input type="text"/>	<input type="text"/>	<input type="text"/>	<input type="text"/>	<input type="text"/>	<input type="text"/>	<input type="text"/>
Weight Lifting	<input type="text"/>	<input type="text"/>	<input type="text"/>	<input type="text"/>	<input type="text"/>	<input type="text"/>	<input type="text"/>	<input type="text"/>
Wrestling	<input type="text"/>	<input type="text"/>	<input type="text"/>	<input type="text"/>	<input type="text"/>	<input type="text"/>	<input type="text"/>	<input type="text"/>
Other Sports	<input type="text"/>	<input type="text"/>	<input type="text"/>	<input type="text"/>	<input type="text"/>	<input type="text"/>	<input type="text"/>	<input type="text"/>
Coaching Position								
Totals								
CAVEAT								

Track and Field (Indoor)

Track and Field (Outdoor)

Track and Field and Cross Country (combined)

Volleyball

Water Polo

Weight Lifting

Wrestling

Other Sports

Coaching Position Totals

CAVEAT

Track and Field (Outdoor)	<input type="text"/>	<input type="text"/>	<input type="text"/>	<input type="text"/>	<input type="text"/>	<input type="text"/>	<input type="text"/>	<input type="text"/>
Track and Field and Cross Country (combined)	<input type="text"/>	<input type="text"/>	<input type="text"/>	<input type="text"/>	<input type="text"/>	<input type="text"/>	<input type="text"/>	<input type="text"/>
Volleyball	<input type="text"/>	<input type="text"/>	<input type="text"/>	<input type="text"/>	<input type="text"/>	<input type="text"/>	<input type="text"/>	<input type="text"/>
Water Polo	<input type="text"/>	<input type="text"/>	<input type="text"/>	<input type="text"/>	<input type="text"/>	<input type="text"/>	<input type="text"/>	<input type="text"/>
Weight Lifting	<input type="text"/>	<input type="text"/>	<input type="text"/>	<input type="text"/>	<input type="text"/>	<input type="text"/>	<input type="text"/>	<input type="text"/>
Wrestling	<input type="text"/>	<input type="text"/>	<input type="text"/>	<input type="text"/>	<input type="text"/>	<input type="text"/>	<input type="text"/>	<input type="text"/>
Other Sports	<input type="text"/>	<input type="text"/>	<input type="text"/>	<input type="text"/>	<input type="text"/>	<input type="text"/>	<input type="text"/>	<input type="text"/>
Coaching Position								
Totals								
CAVEAT								

Head Coaches' Salaries - Men's, Women's and Coed Teams

Enter only salaries and bonuses that your institution pays head coaches as compensation for coaching. Do not include benefits on this screen.

Do not include volunteer coaches in calculating the average salary and the Full-Time Equivalent (FTE) Total.

For help calculating the FTE total click on the instructions link on this screen.

	Men's Teams	Women's Teams	Coed Teams
Average Annual Institutional Salary per Head Coaching Position (for coaching duties only)	<input type="text"/>	<input type="text"/>	<input type="text"/>
Number of Head Coaching Positions Used to Calculate the Average	<input type="text"/>	<input type="text"/>	<input type="text"/>
Number of Volunteer Head Coaching Positions (Do not include these coaches in your salary or FTE calculations.)	<input type="text"/>	<input type="text"/>	<input type="text"/>
Average Annual Institutional Salary per Full-time equivalent (FTE)			
Sum of Full-Time Equivalent (FTE) Positions Used to Calculate the Average	<input type="text"/>	<input type="text"/>	<input type="text"/>

CAVEAT

Track and
Field and
Cross
Country
(combined)

--	--	--	--	--	--	--	--

Volleyball

--	--	--	--	--	--	--	--

Water Polo

--	--	--	--	--	--	--	--

Weight
Lifting

--	--	--	--	--	--	--	--

Wrestling

--	--	--	--	--	--	--	--

Other
Sports

--	--	--	--	--	--	--	--

Coaching
Position
Totals

CAVEAT

--

Track and
Field
(Outdoor)

Track and
Field and
Cross
Country
(combined)

--	--	--	--	--	--	--	--

Volleyball

--	--	--	--	--	--	--	--

Water Polo

--	--	--	--	--	--	--	--

Weight Lifting

--	--	--	--	--	--	--	--

Wrestling

--	--	--	--	--	--	--	--

Other Sports

--	--	--	--	--	--	--	--

Coaching
Position
Totals

CAVEAT

--

Track and Field and Cross Country (combined)								
Volleyball								
Water Polo								
Weight Lifting								
Wrestling								
Other Sports								
Coaching Position Totals								
CAVEAT								

Assistant Coaches' Salaries - Men's, Women's and Coed Teams

Enter only salaries and bonuses that your institution pays assistant coaches as compensation for coaching. Do not include benefits on this screen.

Do not include volunteer coaches in calculating the average salary and the Full-Time Equivalent (FTE) Total.

For help calculating the FTE total click on the Instructions link on this screen.

	Men's Teams	Women's Teams	Coed Teams
Average Annual Institutional Salary per Assistant Coaching Position (for coaching duties only)	<input type="text"/>	<input type="text"/>	<input type="text"/>
Number of Assistant Coaching Positions Used to Calculate the Average	<input type="text"/>	<input type="text"/>	<input type="text"/>
Number of Volunteer Assistant Coaching Positions (Do not include these coaches in your salary or FTE calculations.)	<input type="text"/>	<input type="text"/>	<input type="text"/>
Average Annual Institutional Salary per Full-time equivalent (FTE)			
Sum of Full-Time Equivalent (FTE) Positions Used to Calculate the Average	<input type="text"/>	<input type="text"/>	<input type="text"/>

CAVEAT

Athletically Related Student Aid - Men's, Women's and Coed Teams

Athletically related student aid is any scholarship, grant, or other form of financial assistance, offered by an institution, the terms of which require the recipient to participate in a program of intercollegiate athletics at the institution. Other student aid, of which a student-athlete simply happens to be the recipient, is not athletically related student aid. If you do not have any aid to report, enter a 0.

	Men's Teams	Women's Teams	Coed Teams	Total
Amount of Aid	<input type="text"/>	<input type="text"/>	<input type="text"/>	
Ratio (percent)				100%
CAVEAT				

Recruiting Expenses - Men's, Women's and Coed Teams

Recruiting expenses are all expenses an institution incurs attributable to recruiting activities. This includes, but is not limited to, expenses for lodging, meals, telephone use, and transportation (including vehicles used for recruiting purposes) for both recruits and personnel engaged in recruiting, and other expenses for official and unofficial visits, and all other expenses related to recruiting. If you do not have any recruiting expenses to report, enter a 0.

	Men's Teams	Women's Teams	Coed Teams	Total
Total	<input type="text"/>	<input type="text"/>	<input type="text"/>	

CAVEAT

Operating (Game-Day) Expenses - Men's, Women's and Coed Teams per Participant

Operating expenses are all expenses an institution incurs attributable to home, away, and neutral-site intercollegiate athletic contests (commonly known as "game-day expenses"), for (A) Lodging, meals, transportation, uniforms, and equipment for coaches, team members, support staff (including, but not limited to team managers and trainers), and others; and (B) Officials.

For a sport with a men's team and a women's team that have a combined budget, click [here](#) for special instructions. Report actual numbers, not budgeted or estimated numbers. Please do not round beyond the next dollar.

Varsity Teams	Men's Teams			Women's Teams			Total Operating Expenses
	Participants	Operating Expenses per Participant	By Team	Participants	Operating Expenses per Participant	By Team	
Basketball		<input type="text"/>			<input type="text"/>		
Football		<input type="text"/>					
Archery		<input type="text"/>			<input type="text"/>		
Badminton		<input type="text"/>			<input type="text"/>		
Baseball		<input type="text"/>					
Beach Volleyball		<input type="text"/>			<input type="text"/>		
Bowling		<input type="text"/>			<input type="text"/>		
Cross Country		<input type="text"/>			<input type="text"/>		
Diving		<input type="text"/>			<input type="text"/>		
Equestrian		<input type="text"/>			<input type="text"/>		
Fencing		<input type="text"/>			<input type="text"/>		
Field Hockey					<input type="text"/>		
Golf		<input type="text"/>			<input type="text"/>		
Gymnastics		<input type="text"/>			<input type="text"/>		
Ice Hockey		<input type="text"/>			<input type="text"/>		
Lacrosse		<input type="text"/>			<input type="text"/>		
Rifle		<input type="text"/>			<input type="text"/>		
Rodeo		<input type="text"/>			<input type="text"/>		
Rowing		<input type="text"/>			<input type="text"/>		
Sailing		<input type="text"/>			<input type="text"/>		
Skiing		<input type="text"/>			<input type="text"/>		
Soccer		<input type="text"/>			<input type="text"/>		
Softball					<input type="text"/>		
Squash		<input type="text"/>			<input type="text"/>		
Swimming and Diving (combined)		<input type="text"/>			<input type="text"/>		
Swimming		<input type="text"/>			<input type="text"/>		
Synchronized Swimming					<input type="text"/>		
Table Tennis		<input type="text"/>			<input type="text"/>		

Team Handball	<input type="text"/>	<input type="text"/>
Tennis	<input type="text"/>	<input type="text"/>
Track and Field (Indoor)	<input type="text"/>	<input type="text"/>
Track and Field (Outdoor)	<input type="text"/>	<input type="text"/>
Track and Field and Cross Country (combined)	<input type="text"/>	<input type="text"/>
Volleyball	<input type="text"/>	<input type="text"/>
Water Polo	<input type="text"/>	<input type="text"/>
Weight Lifting	<input type="text"/>	<input type="text"/>
Wrestling	<input type="text"/>	<input type="text"/>
Other Sports	<input type="text"/>	<input type="text"/>
Total Operating Expenses Men's and Women's Teams		

Coed Teams

Varsity Teams	Participants	Coed Teams			Total Operating Expenses
		Men Operating Expenses per Participant	By Team	Women Operating Expenses per Participant	
Basketball					<input type="text"/>
Archery					<input type="text"/>
Badminton					<input type="text"/>
Beach Volleyball					<input type="text"/>
Bowling					<input type="text"/>
Cross Country					<input type="text"/>
Diving					<input type="text"/>
Equestrian					<input type="text"/>
Fencing					<input type="text"/>
Golf					<input type="text"/>
Gymnastics					<input type="text"/>
Ice Hockey					<input type="text"/>
Lacrosse					<input type="text"/>
Rifle					<input type="text"/>
Rodeo					<input type="text"/>
Rowing					<input type="text"/>
Sailing					<input type="text"/>
Skiing					<input type="text"/>
Soccer					<input type="text"/>

Squash	
Swimming and Diving (combined)	
Swimming	
Table Tennis	
Team Handball	
Tennis	
Track and Field (Indoor)	
Track and Field (Outdoor)	
Track and Field and Cross Country (combined)	
Volleyball	
Water Polo	
Weight Lifting	
Wrestling	
Other Sports	
Total Operating Expenses of Coed Teams	
Grand Total Operating Expenses	
Grand Total Operating Expenses	
CAVEAT	

Note: This screen is for game-day expenses only.

Operating (Game-Day) Expenses - Men's, Women's and Coed Teams by Team

Operating expenses are all expenses an institution incurs attributable to home, away, and neutral-site intercollegiate athletic contests (commonly known as "game-day expenses"), for (A) Lodging, meals, transportation, uniforms, and equipment for coaches, team members, support staff (including, but not limited to team managers and trainers), and others; and (B) Officials.

For a sport with a men's team and a women's team that have a combined budget, click [here](#) for special instructions. Report actual numbers, not budgeted or estimated numbers. Please do not round beyond the next dollar.

Varsity Teams	Participants	Men's Teams		Participants	Women's Teams		Total Operating Expenses
		Operating Expenses per Participant	By Team		Operating Expenses per Participant	By Team	
Basketball		<input type="text"/>			<input type="text"/>		
Football		<input type="text"/>					
Archery		<input type="text"/>			<input type="text"/>		
Badminton		<input type="text"/>			<input type="text"/>		
Baseball		<input type="text"/>					
Beach Volleyball		<input type="text"/>			<input type="text"/>		
Bowling		<input type="text"/>			<input type="text"/>		
Cross Country		<input type="text"/>			<input type="text"/>		
Diving		<input type="text"/>			<input type="text"/>		
Equestrian		<input type="text"/>			<input type="text"/>		
Fencing		<input type="text"/>			<input type="text"/>		
Field Hockey					<input type="text"/>		
Golf		<input type="text"/>			<input type="text"/>		
Gymnastics		<input type="text"/>			<input type="text"/>		
Ice Hockey		<input type="text"/>			<input type="text"/>		
Lacrosse		<input type="text"/>			<input type="text"/>		
Rifle		<input type="text"/>			<input type="text"/>		
Rodeo		<input type="text"/>			<input type="text"/>		
Rowing		<input type="text"/>			<input type="text"/>		
Sailing		<input type="text"/>			<input type="text"/>		
Skiing		<input type="text"/>			<input type="text"/>		
Soccer		<input type="text"/>			<input type="text"/>		
Softball					<input type="text"/>		
Squash		<input type="text"/>			<input type="text"/>		
Swimming and Diving (combined)		<input type="text"/>			<input type="text"/>		
Swimming		<input type="text"/>			<input type="text"/>		
Synchronized Swimming					<input type="text"/>		
Table Tennis		<input type="text"/>			<input type="text"/>		

Team Handball		
Tennis		
Track and Field (Indoor)		
Track and Field (Outdoor)		
Track and Field and Cross Country (combined)		
Volleyball		
Water Polo		
Weight Lifting		
Wrestling		
Other Sports		
Total Operating Expenses Men's and Women's Teams		

Varsity Teams	Participants	Coed Teams			Total Operating Expenses
		Men Operating Expenses per Participant	By Team	Women Operating Expenses per Participant	
Basketball					
Archery					
Badminton					
Beach Volleyball					
Bowling					
Cross Country					
Diving					
Equestrian					
Fencing					
Golf					
Gymnastics					
Ice Hockey					
Lacrosse					
Rifle					
Rodeo					
Rowing					
Sailing					
Skiing					

Soccer	
Squash	
Swimming and Diving (combined)	
Swimming	
Table Tennis	
Team Handball	
Tennis	
Track and Field (Indoor)	
Track and Field (Outdoor)	
Track and Field and Cross Country (combined)	
Volleyball	
Water Polo	
Weight Lifting	
Wrestling	
Other Sports	
Total Operating Expenses of Coed Teams	
Grand Total Operating Expenses	
Grand Total Operating Expenses	
CAVEAT	

Note: This screen is for game-day expenses only.

Total Expenses - Men's, Women's and Coed Teams

Enter all expenses attributable to intercollegiate athletic activities. This includes appearance guarantees and options, athletically related student aid, contract services, equipment, fundraising activities, operating expenses, promotional activities, recruiting expenses, salaries and benefits, supplies, travel, and any other expenses attributable to intercollegiate athletic activities.

Report actual numbers, not budgeted or estimated numbers. Please do not round beyond the next dollar.

Varsity Teams	Men's Teams	Women's Teams	Total
Basketball	<input type="text"/>	<input type="text"/>	
Football	<input type="text"/>		
Archery	<input type="text"/>	<input type="text"/>	
Badminton	<input type="text"/>	<input type="text"/>	
Baseball	<input type="text"/>		
Beach Volleyball	<input type="text"/>	<input type="text"/>	
Bowling	<input type="text"/>	<input type="text"/>	
Cross Country	<input type="text"/>	<input type="text"/>	
Diving	<input type="text"/>	<input type="text"/>	
Equestrian	<input type="text"/>	<input type="text"/>	
Fencing	<input type="text"/>	<input type="text"/>	
Field Hockey		<input type="text"/>	
Golf	<input type="text"/>	<input type="text"/>	
Gymnastics	<input type="text"/>	<input type="text"/>	
Ice Hockey	<input type="text"/>	<input type="text"/>	
Lacrosse	<input type="text"/>	<input type="text"/>	
Rifle	<input type="text"/>	<input type="text"/>	
Rodeo	<input type="text"/>	<input type="text"/>	
Rowing	<input type="text"/>	<input type="text"/>	
Sailing	<input type="text"/>	<input type="text"/>	
Skiing	<input type="text"/>	<input type="text"/>	
Soccer	<input type="text"/>	<input type="text"/>	
Softball		<input type="text"/>	
Squash	<input type="text"/>	<input type="text"/>	
Swimming and Diving (combined)	<input type="text"/>	<input type="text"/>	
Swimming	<input type="text"/>	<input type="text"/>	
Synchronized Swimming		<input type="text"/>	
Table Tennis	<input type="text"/>	<input type="text"/>	
Team Handball	<input type="text"/>	<input type="text"/>	
Tennis	<input type="text"/>	<input type="text"/>	
Track and Field (Indoor)	<input type="text"/>	<input type="text"/>	
Track and Field (Outdoor)	<input type="text"/>	<input type="text"/>	
Track and Field and Cross Country (combined)	<input type="text"/>	<input type="text"/>	

Volleyball		
Water Polo		
Weight Lifting		
Wrestling		
Other Sports		

Total Expenses of all Sports,
Except Football and
Basketball, Combined
(Men's and Women's Teams)
Total Expenses Men's and Women's
Teams

Varsity Teams	Amount Allocated to Men	Coed Teams Amount Allocated to Women	Total
Basketball			
Archery			
Badminton			
Beach Volleyball			
Bowling			
Cross Country			
Diving			
Equestrian			
Fencing			
Golf			
Gymnastics			
Ice Hockey			
Lacrosse			
Rifle			
Rodeo			
Rowing			
Sailing			
Skiing			
Soccer			
Squash			
Swimming and Diving (combined)			
Swimming			
Table Tennis			
Team Handball			
Tennis			
Track and Field (Indoor)			
Track and Field (Outdoor)			
Track and Field and Cross Country (combined)			

Volleyball

Water Polo

Weight Lifting

Wrestling

Other Sports

Total Expenses Coed Teams

Grand Total Expenses

Total Expenses Men's, Women's and
Coed Teams

Not Allocated by Gender/Sport
(Expenses not attributable to a
particular sport or sports)

Grand Total Expenses

CAVEAT

Total Revenues - Men's, Women's and Coed Teams

Your total revenues must cover your total expenses.

Enter all revenues attributable to intercollegiate athletic activities. This includes revenues from appearance guarantees and options, an athletic conference, tournament or bowl games, concessions, contributions from alumni and others, institutional support, program advertising and sales, radio and television, royalties, signage and other sponsorships, sport camps, state or other government support, student activity fees, ticket and luxury box sales, and any other revenues attributable to intercollegiate athletic activities.

Report actual numbers, not budgeted or estimated numbers. Please do not round beyond the next dollar.

Varsity Team	Men's Teams	Women's Teams	Total
Basketball	<input type="text"/>	<input type="text"/>	
Football	<input type="text"/>		
Archery	<input type="text"/>	<input type="text"/>	
Badminton	<input type="text"/>	<input type="text"/>	
Baseball	<input type="text"/>		
Beach Volleyball	<input type="text"/>	<input type="text"/>	
Bowling	<input type="text"/>	<input type="text"/>	
Cross Country	<input type="text"/>	<input type="text"/>	
Diving	<input type="text"/>	<input type="text"/>	
Equestrian	<input type="text"/>	<input type="text"/>	
Fencing	<input type="text"/>	<input type="text"/>	
Field Hockey		<input type="text"/>	
Golf	<input type="text"/>	<input type="text"/>	
Gymnastics	<input type="text"/>	<input type="text"/>	
Ice Hockey	<input type="text"/>	<input type="text"/>	
Lacrosse	<input type="text"/>	<input type="text"/>	
Rifle	<input type="text"/>	<input type="text"/>	
Rodeo	<input type="text"/>	<input type="text"/>	
Rowing	<input type="text"/>	<input type="text"/>	
Sailing	<input type="text"/>	<input type="text"/>	
Skiing	<input type="text"/>	<input type="text"/>	
Soccer	<input type="text"/>	<input type="text"/>	
Softball		<input type="text"/>	
Squash	<input type="text"/>	<input type="text"/>	
Swimming and Diving (combined)	<input type="text"/>	<input type="text"/>	
Swimming	<input type="text"/>	<input type="text"/>	
Synchronized Swimming		<input type="text"/>	
Table Tennis	<input type="text"/>	<input type="text"/>	
Team Handball	<input type="text"/>	<input type="text"/>	
Tennis	<input type="text"/>	<input type="text"/>	
Track and Field (Indoor)	<input type="text"/>	<input type="text"/>	
Track and Field (Outdoor)	<input type="text"/>	<input type="text"/>	

Track and Field and Cross Country
(combined)

Volleyball

Water Polo

Weight Lifting

Wrestling

Other Sports

Total Revenues of all Sports,
Except Football and
Basketball, Combined
(Men's and Women's Teams)

Total Revenues Men's and Women's
Teams

Varsity Team

**Amount Allocated
to Men**

Coed Teams

**Amount Allocated
to Women**

Total

Basketball

Archery

Badminton

Beach Volleyball

Bowling

Cross Country

Diving

Equestrian

Fencing

Golf

Gymnastics

Ice Hockey

Lacrosse

Rifle

Rodeo

Rowing

Sailing

Skiing

Soccer

Squash

Swimming and Diving (combined)

Swimming

Table Tennis

Team Handball

Tennis

Track and Field (Indoor)

Track and Field (Outdoor)

Track and Field and Cross Country
(combined)

Volleyball

Water Polo

Weight Lifting

Wrestling

Other Sports

Total Revenues Coed Teams

Grand Total Revenues

Total Revenues Men's, Women's
and Coed Teams

Not Allocated by Gender/Sport
(Revenues not attributable to a
particular sport or sports)

Grand Total Revenues for all Teams
(includes by team and not allocated
by gender/sport)

CAVEAT

Summary - Men's, Women's and Coed Teams

Your Grand Total Revenues must be equal to or greater than your Grand Total Expenses or you will not be able to lock your survey.

	Men's Teams	Women's Teams	Coed Teams	Total
1	Total of Head Coaches' Salaries			
2	Total of Assistant Coaches' Salaries			
3	Total Salaries (Lines 1+2)			
4	Athletically Related Student Aid			
5	Recruiting Expenses			
6	Operating (Game-Day) Expenses			
7	Summary of Subset Expenses (Lines 3+4+5+6)			
8	Total Expenses for Teams			
9	Total Expenses for Teams Minus Subset Expenses (Line 8 – Line 7)			
10	Not Allocated Expenses			
11	Grand Total Expenses (Lines 8+10)			
12	Total Revenues for Teams			
13	Not Allocated Revenues			
14	Grand Total Revenues (Lines 12+13)			
15	Total Revenues for Teams minus Total Expenses for Teams (Line 12-Line 8)			
16	Grand Total Revenues Minus Grand Total Expenses (Line 14- Line 11)			

To return to a data entry screen, click on the link in the [Navigation Menu](#).


To proceed to the Supplemental Information screen, click on the link in the [Navigation Menu](#) or click on the "Next" button on this screen.

Supplemental Information (optional)

This screen may be used to help the reader better understand the data you have provided, or to help a prospective student-athlete make an informed choice of an athletics program.

This information will be viewable on the EADA public website. Please do not include the names of individuals or write messages to the help desk.

To explain specific data entered on a previous screen, please use the caveat box on that screen.

A large, empty rectangular box with a thin blue border, intended for users to provide supplemental information. The box is currently blank.