

# Screen Shots of Workplace Health in America Survey – Section 1

The screenshot shows a web browser window with the address bar displaying <https://survey.rti.org/SE/default.aspx>. The page features the CDC logo on the left and the Workplace Health in America logo on the right. The main content is enclosed in a blue-bordered box and includes the following text:

Form Approved  
OMB No. 0920-xxxx  
Exp. Date: xx-xx-xxxx

Public reporting of this collection of information is estimated to average 40 minutes per response, including the time for reviewing instructions, searching existing data sources, gathering the data needed, and completing and reviewing the collection of information. An agency may not conduct or sponsor, and a person is not required to respond to a collection of information unless it displays a current valid OMB control number. Send comments regarding this burden estimate or any other aspect of this collection of information, including suggestions for reducing this burden to CDC/ATSDR Reports Clearance Officer, 1600 Clifton Road NE, MS D-74, Atlanta, Georgia 30333; ATTN: PRA (0920-XXXX).

**Introduction**

Thank you for agreeing to participate in the Workplace Health in America survey. This survey asks about employee benefits, programs and practices offered at your worksite. Your responses are important in helping the Centers for Disease Control and Prevention, organizations like the American Heart Association, and other employers understand what is really happening in worksites like yours. The survey results will also be available to you, to help you see how your activities and programs compare with similar employers across the nation.

At the bottom of the box is a blue button labeled "Next" with a right-pointing arrow.

The Windows taskbar at the bottom shows the system tray with the date and time: Wednesday, 1/27/2016, 12:08 PM. The taskbar also displays icons for various applications including Chrome, Internet Explorer, File Explorer, VLC, Word, Excel, PDF Reader, and Outlook.

## Informed Consent

WHPPS x

← → ↻ <https://survey.rti.org/SE/default.aspx> 🔍 ☆ ☰

**CDC**  
CENTERS FOR DISEASE  
CONTROL AND PREVENTION

Workplace  
Health in  
America

**Informed Consent**

Before you get started, we'd like to give you some information about participating.

- This project is funded by the CDC. RTI International is the data collection contractor conducting the survey for CDC. RTI is an independent, nonprofit research institute headquartered in Research Triangle Park, North Carolina.
- We are surveying a nationally representative sample of worksites representing all sizes, industries, and regions. Your worksite was randomly selected as a representative of your size, industry and region.
- Your participation in this survey is voluntary.
- The survey is designed to take about 40 minutes for most worksites.
- All of the answers you provide will be maintained in a secure manner. We will not disclose your responses unless we are compelled by law. Your responses will be combined with responses from other worksites and reported in the aggregate.
- CDC is authorized to collect information for this project under the Public Health Services Act.
- There are no personal risks or personal benefits to you for participating in this survey.
- If you have any questions, you can contact Laurie Cluff at RTI International. Her phone number is 919-541-6514 and her email is [lcluff@rti.org](mailto:lcluff@rti.org).

⏪ Back Next ⏩

12:08 PM  
Wednesday  
1/27/2016

OC1.

WHPPS x  
https://survey.rti.org/SE/default.aspx

**CDC**  
CENTERS FOR DISEASE CONTROL AND PREVENTION

Workplace Health in America

0%

**What department are you most affiliated with in your worksite?**

Worksite: A building, unique location, or business unit within the organization where work occurs, or that serves as the primary work address for field-based or telecommuting employees. A worksite can include a group of buildings as long as all the buildings are in close proximity (walking distance) and defined as part of the organization.

- Human Resources and/or Benefits
- Health Promotion/Fitness/Wellness
- Safety
- Medical
- PR/Marketing
- Finance
- Other
- 
- Don't know
- Refuse

Back Next

12:10 PM  
Wednesday  
1/27/2016

OC2.

https://survey.rti.org/SE/default.aspx

File Edit View Favorites Tools Help

Suggested Sites (2) Suggested Sites

Page Safety Tools

**CDC**  
CENTERS FOR DISEASE  
CONTROL AND PREVENTION

Workplace  
Health in  
America

1%

How many part-time and full-time employees are based at this worksite location? (Please feel free to provide an estimate, even if you are not sure of the exact number.)

Don't know

Refuse

Back Next

100%

9:11 AM  
Friday  
2/5/2016

OC3.

WHPPS x

https://survey.rti.org/SE/default.aspx

**CDC**  
CENTERS FOR DISEASE  
CONTROL AND PREVENTION

Workplace  
Health in  
America

1%

**Is your organization...**

- For profit, public
- For profit, private
- Non-profit
- State or local government
- Federal government
- Other
- Don't know
- Refuse

Back Next

12:11 PM  
Wednesday  
1/27/2016

HI1.

WHPPS x

https://survey.rti.org/SE/default.aspx

**CDC**  
CENTERS FOR DISEASE  
CONTROL AND PREVENTION

Workplace  
Health in  
America

4%

**Does your organization currently offer personal health insurance for your full-time employees?**

- Yes
- No
- Don't know
- Refuse

Back Next

If HI1. is NO, DK, REF,  
skip to HI2.

12:14 PM  
Wednesday  
1/27/2016

HI1.a.

WHPPS

https://survey.rti.org/SE/default.aspx

**CDC**  
CENTERS FOR DISEASE CONTROL AND PREVENTION

Workplace Health in America

4%

**In general, do you offer full, partial or no payment of premiums for personal health insurance for full-time employees?**

- Full
- Partial
- None
- Don't know
- Refuse

Back Next

12:17 PM  
Wednesday  
1/27/2016

HI1.b.

WHPPS x

https://survey.rti.org/SE/default.aspx

**CDC**  
CENTERS FOR DISEASE  
CONTROL AND PREVENTION

Workplace  
Health in  
America

4%

**Over the past 12 months, were full time employees asked to pay a larger proportion, smaller proportion or the same proportion of personal health insurance premiums compared to the previous 12 months (e.g. just premiums and not deductibles or co-pays)?**

- Larger
- Smaller
- The same
- Don't know
- Refuse

Back Next

Next

12:20 PM  
Wednesday  
1/27/2016



H12.

WHPPS x

https://survey.rti.org/SE/default.aspx

**CDC**  
CENTERS FOR DISEASE  
CONTROL AND PREVENTION

Workplace  
Health in  
America

5%

**Does your organization offer personal health insurance for your part-time employees?**

- Yes
- No
- Don't know
- Refuse

Back Next

12:20 PM  
Wednesday  
1/27/2016

H13.

WHPPS x

https://survey.rti.org/SE/default.aspx

**CDC**  
CENTERS FOR DISEASE CONTROL AND PREVENTION

Workplace Health in America

5%

**Does your organization offer family coverage with your health insurance?**

- Yes
- No
- Don't know
- Refuse

Back Next

Next

12:21 PM  
Wednesday  
1/27/2016

HRA1.

WHPPS x

https://survey.rti.org/SE/default.aspx

**CDC**  
CENTERS FOR DISEASE CONTROL AND PREVENTION

Workplace Health in America

7%

**In the past 12 months, were employees at this worksite location offered a health risk assessment or HRA?**

**HRA:** Health Risk Assessment (HRA): An assessment tool used to evaluate an individual's health. An HRA could include a health survey or questionnaire; physical examination; or laboratory tests resulting in a profile of individual health risks often with accompanying advice or strategies to reduce the risks.

Yes

No

Don't know

Refuse

[Back](#) [Next](#)

If HRA1 is NO, DK, or REF, Skip to CP1.

12:22 PM  
Wednesday  
1/27/2016

HRA1.a.

The screenshot shows a web browser window with the address bar displaying <https://survey.rti.org/SE/default.aspx>. The page features the CDC logo (Centers for Disease Control and Prevention) on the left and the Workplace Health in America logo on the right. A progress bar indicates that 8% of the survey has been completed. The main content area is titled "Who offered the HRA?" and contains a list of radio button options: "The employer", "The health insurance plan", "A different third party vendor", "Don't know", and "Refuse". At the bottom of the survey area, there are "Back" and "Next" navigation buttons. The Windows taskbar at the bottom shows various application icons and system tray icons, including the date and time: 12:24 PM, Wednesday, 1/27/2016.

HRA1.b.

The screenshot shows a web browser window with the URL <https://survey.rti.org/SE/default.aspx>. The browser's address bar also displays "Summary - Requisition 70984008" and "WHPPS". The page features the CDC logo on the left and the Workplace Health in America logo on the right. A progress bar indicates that 8% of employees have completed the HRA. The main content area contains a question: "Approximately what percentage of employees completed the HRA? (Please feel free to provide an estimate, even if you are not sure of the true percentage.)" Below the question are six radio button options: "1-25%", "26-50%", "51-75%", "76-100%", "Don't know", and "Refuse". The "26-50%" option is selected. At the bottom of the question box, there are "Back" and "Next" navigation buttons. The Windows taskbar at the bottom shows various application icons and the system clock indicating 12:59 PM on Friday, 2/5/2016.

https://survey.rti.org/SE/default.aspx

Summary - Requisition 70984008 WHPPS

File Edit View Favorites Tools Help

Suggested Sites (2) Suggested Sites

Page Safety Tools

125%

12:59 PM  
Friday  
2/5/2016

**CDC**  
CENTERS FOR DISEASE  
CONTROL AND PREVENTION

Workplace  
Health in  
America

8%

Approximately what percentage of employees completed the HRA? (Please feel free to provide an estimate, even if you are not sure of the true percentage.)

- 1-25%
- 26-50%
- 51-75%
- 76-100%
- Don't know
- Refuse

Back Next

HRA1.c.

WHPPS x

https://survey.rti.org/SE/default.aspx

**CDC**  
CENTERS FOR DISEASE  
CONTROL AND PREVENTION

Workplace  
Health in  
America

8%

**Did employees receive an incentive for completing the HRA?**

- Yes
- No
- Don't know
- Refuse

Back Next

12:26 PM  
Wednesday  
1/27/2016

HRA1.d.

WHPPS x

https://survey.rti.org/SE/default.aspx

**CDC**  
CENTERS FOR DISEASE  
CONTROL AND PREVENTION

Workplace  
Health in  
America

9%

**We will ask about other incentives offered later, but we are asking one specific question about the HRA:  
Did employees receive an incentive if they met certain target health goals specified in the HRA?**

- Yes
- No
- Don't know
- Refuse

[Back](#) [Next](#)

12:27 PM  
Wednesday  
1/27/2016

HRA1.e.1.

WHPPS x

← → ↻ <https://survey.rti.org/SE/default.aspx> 🔍 ☆ ☰

**CDC**  
CENTERS FOR DISEASE  
CONTROL AND PREVENTION

Workplace  
Health in  
America

9%

**Did employees who completed the HRA receive their results?**

- Yes
- No
- Don't know
- Refuse

⏪ Back Next ⏩

12:28 PM  
Wednesday  
1/27/2016



HRA1.e.2.

WHPPS x

https://survey.rti.org/SE/default.aspx

**CDC**  
CENTERS FOR DISEASE  
CONTROL AND PREVENTION

Workplace  
Health in  
America

9%

**Were employees who completed the HRA provided feedback and education for identified health risks or conditions?**

- Yes
- No
- Don't know
- Refuse

[Back](#) [Next](#)

12:28 PM  
Wednesday  
1/27/2016

CP1.-CP5.

https://survey.rti.org/SE/default.aspx

File Edit View Favorites Tools Help

Suggested Sites (2) Suggested Sites

Page Safety Tools

100%

9:15 AM  
Friday  
2/5/2016

**CDC**  
CENTERS FOR DISEASE  
CONTROL AND PREVENTION

Workplace  
Health in  
America

12%

Does your worksite currently offer:

	Yes	No	Don't Know	Refuse
<u>Health education programs</u> which focus on skill development and lifestyle behavior change along with information dissemination and awareness building, preferably tailored to employees' interests and needs?	<input type="radio"/>	<input type="radio"/>	<input type="radio"/>	<input type="radio"/>
Supportive social and physical environment.....which includes an organization's expectations regarding healthy behaviors, and implementation of policies that promote health and reduce risk of disease? For example – signage that promotes using the stairs, policies to restrict smoking, or increasing access to healthy foods at work.	<input type="radio"/>	<input type="radio"/>	<input type="radio"/>	<input type="radio"/>
Integration of the health promotion program into your organization's structure which includes allocating dedicated resources, budget and/or aligning with your business plan?	<input type="radio"/>	<input type="radio"/>	<input type="radio"/>	<input type="radio"/>
Linkage to related programs like employee assistance programs (EAPs) and programs to help employees balance work and family?	<input type="radio"/>	<input type="radio"/>	<input type="radio"/>	<input type="radio"/>
Worksite <u>health screening programs</u> , ideally linked to medical care to ensure follow-up and appropriate treatment as necessary?	<input type="radio"/>	<input type="radio"/>	<input type="radio"/>	<input type="radio"/>

Back Next

CP1.-CP5. With definition for health education programs displayed:

The screenshot shows a web browser window with the URL <https://survey.rti.org/SE/default.aspx>. The page features the CDC logo and the 'Workplace Health in America' logo. A progress bar indicates 12% completion. The survey question is: "Does your worksite currently offer:"

	Yes	No	Don't Know	Refuse
Health education programs which focus on skill development and lifestyle behavior change along with information dissemination to employees' interests and needs?	<input type="radio"/>	<input type="radio"/>	<input type="radio"/>	<input type="radio"/>
Supportive social healthy behaviors example – signage to healthy foods	<input type="radio"/>	<input type="radio"/>	<input type="radio"/>	<input type="radio"/>
Integration of the health promotion program into your organization's structure which includes allocating dedicated resources, budget and/or aligning with your business plan?	<input type="radio"/>	<input type="radio"/>	<input type="radio"/>	<input type="radio"/>
Linkage to related programs like employee assistance programs (EAPs) and programs to help employees balance work and family?	<input type="radio"/>	<input type="radio"/>	<input type="radio"/>	<input type="radio"/>
Worksite health screening programs, ideally linked to medical care to ensure follow-up and appropriate treatment as necessary?	<input type="radio"/>	<input type="radio"/>	<input type="radio"/>	<input type="radio"/>

Buttons: Back, Next

System tray: 9:16 AM, Friday, 2/5/2016

CP1.-CP5. With definition for health screening programs displayed.

12%

Does your worksite currently offer:

	Yes	No	Don't Know	Refuse
Health education programs which focus on skill development and lifestyle behavior change along with information dissemination and awareness building, preferably tailored to employees' interests and needs?	<input type="radio"/>	<input type="radio"/>	<input type="radio"/>	<input type="radio"/>
Supportive social and physical environment.....which includes an organization's expectations regarding healthy behaviors, and implementation of policies that promote health and reduce risk of disease? For example – signage that promotes using the stairs, policies to restrict smoking, or increasing access to healthy foods at work.	<input type="radio"/>	<input type="radio"/>	<input type="radio"/>	<input type="radio"/>
Integration of the health promotion program into your organization's structure which includes allocating dedicated resources, budget and/or aligning with your business plan?	<input type="radio"/>	<input type="radio"/>	<input type="radio"/>	<input type="radio"/>
Linkage to related programs like employee assistance programs (EAPs) and programs to help employees balance work and family?	<input type="radio"/>	<input type="radio"/>	<input type="radio"/>	<input type="radio"/>
Worksite health screening programs, ideally linked to medical care to ensure follow-up and appropriate treatment as necessary?	<input type="radio"/>	<input type="radio"/>	<input type="radio"/>	<input type="radio"/>

Health screenings: Tests or examinations to help detect health problems to get employees referred for proper treatment.

Back Next

9:16 AM  
Friday  
2/5/2016

HP1.

WHPPS x

https://survey.rti.org/SE/default.aspx

**CDC**  
CENTERS FOR DISEASE  
CONTROL AND PREVENTION

Workplace  
Health in  
America

14%

Now we want to ask more detailed information about how **HEALTH PROMOTION/WELLNESS PROGRAMS** are organized at this worksite location. For the purpose of this next question, think **VERY BROADLY** about any educational materials, activities, classes, screenings, services, environmental supports, or policies that encourage employees to be healthy.

Thinking about this worksite location, did your organization offer any type of health promotion/wellness program for employees in the past 12 months?

Yes

No

Don't know

Refuse

Back Next

If HP1. Is NO, skip to Work-Life Section (WL1)

12:38 PM  
Wednesday  
1/27/2016

HP2.

WHPPS

https://survey.rti.org/SE/default.aspx

**CDC**  
CENTERS FOR DISEASE  
CONTROL AND PREVENTION

Workplace  
Health in  
America

14%

**How long has your health promotion/wellness program been in place?**

- Less than 1 year
- 1 to 2 years
- 3 to 5 years
- 6 to 9 years
- 10 years or more
- Don't know
- Refuse

Back Next

12:40 PM  
Wednesday  
1/27/2016

HP3.

https://survey.rti.org/SE/default.aspx

File Edit View Favorites Tools Help

Suggested Sites (2) Suggested Sites

Page Safety Tools

**CDC**  
CENTERS FOR DISEASE  
CONTROL AND PREVENTION

Workplace  
Health in  
America

15%

**Is your health promotion/wellness program primarily managed by.... (please choose one)**

- Staff employed by our organization
- Staff employed by our health insurance provider
- Staff employed by a vendor/some other third party provider (not the health insurance provider)
- Don't know
- Refuse

Back Next

100%

9:17 AM  
Friday  
2/5/2016

HP4.

WHPPS x

https://survey.rti.org/SE/default.aspx

**CDC**  
CENTERS FOR DISEASE  
CONTROL AND PREVENTION

Workplace  
Health in  
America

15%

Is there at least one person who is assigned responsibility for the health promotion/wellness program offered at this worksite location?

- Yes
- No
- Don't know
- Refuse

Back Next

If HP4. Is NO, DK, REF, Skip to HP5.

12:41 PM  
Wednesday  
1/27/2016



HP4.a.

WHPPS x

https://survey.rti.org/SE/default.aspx

**CDC**  
CENTERS FOR DISEASE  
CONTROL AND PREVENTION

Workplace  
Health in  
America

15%

**How is the assigned person compensated for his/her responsibilities related to employee health promotion/wellness? (please choose one)**

- Person works full time and primary job responsibilities are related to employee health promotion/wellness
- Person works full or part time and employee health promotion/wellness is part of his/her job responsibilities
- Person works full or part-time and volunteers to work on employee health promotion/wellness - he/she has no official paid job responsibilities for employee health/wellness.
- Don't know
- Refuse

Back Next

12:44 PM  
Wednesday  
1/27/2016

HP4.b.

WHPPS

https://survey.rti.org/SE/default.aspx

**CDC**  
CENTERS FOR DISEASE  
CONTROL AND PREVENTION

Workplace  
Health in  
America

16%

How many total full and part-time employees have some PAID responsibilities to plan, promote, implement and/or champion employee health promotion/wellness at this worksite location?  
(enter total number full and part-time PAID employees here, include 0)

Don't know

Refuse

Back Next

12:45 PM  
Wednesday  
1/27/2016

HP4.c.

WHPPS x

https://survey.rti.org/SE/default.aspx

**CDC**  
CENTERS FOR DISEASE  
CONTROL AND PREVENTION

Workplace  
Health in  
America

16%

How many total full and part-time employees VOLUNTEER to plan, promote, implement and/or champion employee health promotion/wellness at this location?  
(enter total number full and part-time VOLUNTEER employees here, include 0)

Don't know

Refuse

Back Next

12:45 PM  
Wednesday  
1/27/2016

HP5.

WHPPS x  
https://survey.rti.org/SE/default.aspx

**CDC**  
CENTERS FOR DISEASE  
CONTROL AND PREVENTION

Workplace  
Health in  
America

16%

**Does this worksite currently have a committee that addresses employee health promotion/wellness or safety? (Please choose one):**

- Yes, there is one committee, includes both health promotion/wellness and safety
- Yes, there is one committee, includes health promotion/wellness but NOT safety
- Yes, there is one committee, includes safety but NOT health promotion/wellness
- Yes, there are two separate committees, one for health promotion/wellness and one for safety
- No, we have no committee addressing health promotion or safety
- Don't know
- Refuse

[Back](#) [Next](#)

If HP5. is NO, DK, REF, Skip to HP6.

12:46 PM  
Wednesday  
1/27/2016

HP5.a.

WHPPS x

https://survey.rti.org/SE/default.aspx

**CDC**  
CENTERS FOR DISEASE  
CONTROL AND PREVENTION

Workplace  
Health in  
America

17%

**To what extent does this committee adequately represent a wide variety of workers (e.g. employees from different departments, shifts, and a wide array of health interests?)**

- Not representative at all
- Somewhat representative
- Mostly representative
- Entirely representative
- Don't know
- Refuse

Back Next

12:47 PM  
Wednesday  
1/27/2016

HP5.b.

WHPPS

https://survey.rti.org/SE/default.aspx

**CDC**  
CENTERS FOR DISEASE CONTROL AND PREVENTION

Workplace Health in America

17%

**How effective is the committee in promoting safety and health for employees at this worksite location?**

- Not effective at all
- Somewhat effective
- Effective
- Extremely effective
- Don't know
- Refuse

Back Next

12:48 PM  
Wednesday  
1/27/2016

HP6.

The screenshot shows a web browser window with the address bar displaying <https://survey.rti.org/SE/default.aspx>. The page features the CDC logo (Centers for Disease Control and Prevention) on the left and the Workplace Health in America logo on the right. A progress bar indicates that 17% of the survey is complete. The main content area contains a survey question: "Does this organization include references to improving or maintaining employee health in the business objectives or organizational mission statement?". Below the question are four radio button options: "Yes", "No", "Don't know", and "Refuse". At the bottom of the question box are "Back" and "Next" navigation buttons. The Windows taskbar at the bottom shows various application icons and system tray icons, including the date and time: 12:48 PM, Wednesday, 1/27/2016.

WHPPS x

<https://survey.rti.org/SE/default.aspx>

**CDC**  
CENTERS FOR DISEASE  
CONTROL AND PREVENTION

Workplace  
Health in  
America

17%

**Does this organization include references to improving or maintaining employee health in the business objectives or organizational mission statement?**

- Yes
- No
- Don't know
- Refuse

[Back](#) [Next](#)

12:48 PM  
Wednesday  
1/27/2016

HP7.a. – HP7.d.

WHPPS x

https://survey.rti.org/SE/default.aspx

**CDC**  
CENTERS FOR DISEASE CONTROL AND PREVENTION

Workplace Health in America

18%

Thinking about your health promotion/wellness program at this worksite location overall, would you say it...

	Yes	No	Don't know	Refuse
Has senior leadership visibly committed to employee health and safe work environments?	<input type="radio"/>	<input type="radio"/>	<input type="radio"/>	<input type="radio"/>
Has middle management visibly committed to employee health and safe work environments?	<input type="radio"/>	<input type="radio"/>	<input type="radio"/>	<input type="radio"/>
Has a champion(s) who is a strong advocate for the health promotion program?	<input type="radio"/>	<input type="radio"/>	<input type="radio"/>	<input type="radio"/>
Has an annual employee health promotion plan?	<input type="radio"/>	<input type="radio"/>	<input type="radio"/>	<input type="radio"/>

Back Next

If HP7.d. is NO, DK, REF, skip to HP7.e

12:51 PM  
Wednesday  
1/27/2016



HP7.d.1 – HP7.d.3.

WHPPS

https://survey.rti.org/SE/default.aspx

**CDC**  
CENTERS FOR DISEASE CONTROL AND PREVENTION

Workplace Health in America

18%

Thinking about the annual employee health promotion plan at this worksite location ...

	Yes	No	Don't know	Refuse
Does the plan include specific measurable goals and objectives to reach?	<input type="radio"/>	<input type="radio"/>	<input type="radio"/>	<input type="radio"/>
Does the plan include communication strategies that promote and market the program to employees to ensure high visibility of the program?	<input type="radio"/>	<input type="radio"/>	<input type="radio"/>	<input type="radio"/>
Does the plan include clear responsibility for who will implement each component of the plan?	<input type="radio"/>	<input type="radio"/>	<input type="radio"/>	<input type="radio"/>

Back Next

12:53 PM  
Wednesday  
1/27/2016

HP7.e

WHPPS x

https://survey.rti.org/SE/default.aspx

**CDC**  
CENTERS FOR DISEASE  
CONTROL AND PREVENTION

Workplace  
Health in  
America

18%

Thinking about your health promotion/wellness program at this worksite location overall, would you say it ...

Uses data to help decision-makers decide what to offer?

- Yes
- No
- Don't know
- Refuse

Back Next

If HP7.e. is NO, DK, REF, skip to HP7.f.

12:54 PM  
Wednesday  
1/27/2016

HP7.e.1. – HP7.e.6.

WHPPS x

https://survey.rti.org/SE/default.aspx

**CDC**  
CENTERS FOR DISEASE CONTROL AND PREVENTION

Workplace Health in America

19%

**Thinking about the annual employee health promotion plan at this worksite location ...**

	Yes	No	Don't know	Refuse
Do you use any type of organizational level assessment tool to benchmark changes, plan and/or evaluate health-related organizational level changes that you may make over time? (for example, CDC Worksite Health ScoreCard, HERO, Work Healthy America Tool)	<input type="radio"/>	<input checked="" type="radio"/>	<input type="radio"/>	<input type="radio"/>

**Thinking about the annual employee health promotion plan at this worksite location ...**

**What types of data are used to make plans?**

	Yes	No	Don't know	Refuse
Characteristics of employees (e.g. age or gender)?	<input type="radio"/>	<input checked="" type="radio"/>	<input type="radio"/>	<input type="radio"/>
Employee health interests?	<input type="radio"/>	<input checked="" type="radio"/>	<input type="radio"/>	<input type="radio"/>
Employee health behavior risks (# of smokers, # of overweight, etc.)?	<input type="radio"/>	<input checked="" type="radio"/>	<input type="radio"/>	<input type="radio"/>
Cost of health care or health care claims paid?	<input checked="" type="radio"/>	<input type="radio"/>	<input type="radio"/>	<input type="radio"/>
Some other type of data	<input type="radio"/>	<input checked="" type="radio"/>	<input type="radio"/>	<input type="radio"/>

Back Next

12:56 PM  
Wednesday  
1/27/2016

HP7.f.

WHPPS x

← → ↻ <https://survey.rti.org/SE/default.aspx> 🔍 ☆ ☰

**CDC**  
CENTERS FOR DISEASE  
CONTROL AND PREVENTION

Workplace  
Health in  
America

19%

Thinking about your health promotion/wellness program at this worksite location overall, would you say it uses data to evaluate program success?

- Yes
- No
- Don't know
- Refuse



⏪ Back    Next ⏩

If HP7.f. is NO, DK, REF, skip to HP7.h

12:58 PM  
Wednesday  
1/27/2016

HP7.g.1.-11.

WHPPS x  
https://survey.rti.org/SE/default.aspx



20%

**What types of data are used to evaluate program success?**

	Yes	No	Don't Know	Refused
Employee participation?	<input type="radio"/>	<input type="radio"/>	<input type="radio"/>	<input type="radio"/>
Employee feedback about the program?	<input type="radio"/>	<input type="radio"/>	<input type="radio"/>	<input type="radio"/>
Employee morale or job satisfaction?	<input type="radio"/>	<input type="radio"/>	<input type="radio"/>	<input type="radio"/>
Changes in employee health risk behaviors?	<input type="radio"/>	<input type="radio"/>	<input type="radio"/>	<input type="radio"/>
Changes in employee disease rates or conditions?	<input type="radio"/>	<input type="radio"/>	<input type="radio"/>	<input type="radio"/>
Costs for employee health care claims?	<input type="radio"/>	<input type="radio"/>	<input type="radio"/>	<input type="radio"/>
Number or amount of worker compensation claims?	<input type="radio"/>	<input type="radio"/>	<input type="radio"/>	<input type="radio"/>
Absenteeism?	<input type="radio"/>	<input type="radio"/>	<input type="radio"/>	<input type="radio"/>
Employee productivity or <u>presenteeism</u> ?	<input type="radio"/>	<input type="radio"/>	<input type="radio"/>	<input type="radio"/>
Employee turnover?	<input type="radio"/>	<input type="radio"/>	<input type="radio"/>	<input type="radio"/>
Return on investment?	<input type="radio"/>	<input type="radio"/>	<input type="radio"/>	<input type="radio"/>

Back Next

12:59 PM  
Wednesday  
1/27/2016

HP7.g.1.-11. with definition for presenteeism showing.

WHPPS

https://survey.rti.org/SE/default.aspx

**CDC**  
CENTERS FOR DISEASE CONTROL AND PREVENTION

Workplace Health in America

20%

**What types of data are used to evaluate program success?**

	Yes	No	Don't Know	Refused
Employee participation?	<input type="radio"/>	<input type="radio"/>	<input type="radio"/>	<input type="radio"/>
Employee feedback about the program?	<input type="radio"/>	<input type="radio"/>	<input type="radio"/>	<input type="radio"/>
Employee morale or job satisfaction?	<input type="radio"/>	<input type="radio"/>	<input type="radio"/>	<input type="radio"/>
Changes in employee health risk behaviors?	<input type="radio"/>	<input type="radio"/>	<input type="radio"/>	<input type="radio"/>
Changes in employee disease rates or conditions?	<input type="radio"/>	<input type="radio"/>	<input type="radio"/>	<input type="radio"/>
Costs for employee health care claims?	<input type="radio"/>	<input type="radio"/>	<input type="radio"/>	<input type="radio"/>
Number or amount of worker compensation claims?	<input type="radio"/>	<input type="radio"/>	<input type="radio"/>	<input type="radio"/>
Absenteeism?	<input type="radio"/>	<input type="radio"/>	<input type="radio"/>	<input type="radio"/>
Employee productivity or <u>presenteeism</u>	<input type="radio"/>	<input type="radio"/>	<input type="radio"/>	<input type="radio"/>
Employee turnover?	<input type="radio"/>	<input type="radio"/>	<input type="radio"/>	<input type="radio"/>
Return on investment?	<input type="radio"/>	<input type="radio"/>	<input type="radio"/>	<input type="radio"/>

Presenteeism: The measurable extent to which health symptoms, conditions, and diseases adversely affect the work productivity of individuals who choose to remain at work.

Back Next

1:01 PM  
Wednesday  
1/27/2016

HP7.h.

WHPPS x

https://survey.rti.org/SE/default.aspx

**CDC**  
CENTERS FOR DISEASE  
CONTROL AND PREVENTION

Workplace  
Health in  
America

20%

Thinking about your health promotion/wellness program at this worksite location overall, would you say it has an annual budget to provide employee health/wellness programs independent of the programs/services offered as part of your health insurance plan?

- Yes
- No
- Don't know
- Refuse

Back Next

If HP7.h. is NO, DK, REF, skip to HPR1.

1:02 PM  
Wednesday  
1/27/2016

HP7.h.1.

WHPPS x

https://survey.rti.org/SE/default.aspx

**CDC**  
CENTERS FOR DISEASE  
CONTROL AND PREVENTION

Workplace  
Health in  
America

20%

**How much is available in dollars, annually, to spend on employee health promotion/wellness at this worksite location?**

**(NOTE: it is fine to include salaries of employees who have responsibility for employee health as part of his/her job responsibility)**

- Less than \$1000
- \$1,001 - \$5,000
- \$5,001 - \$10,000
- \$10,001 - \$15,000
- \$15,001 - \$20,000
- \$20,001 - \$50,000
- \$50,001 - \$100,000
- \$100,001 - \$500,000
- over \$500,000
- Don't know
- Refuse

If HP7.h.1. is DK or REF, skip to HP8.

1:04 PM  
Wednesday  
1/27/2016



HP7.h.1.a.

WHPPS

https://survey.rti.org/SE/default.aspx

**CDC**  
CENTERS FOR DISEASE  
CONTROL AND PREVENTION

Workplace  
Health in  
America

21%

Approximately what percentage of this amount covers staff salaries?  
(enter the approximate percentage here, include 0)

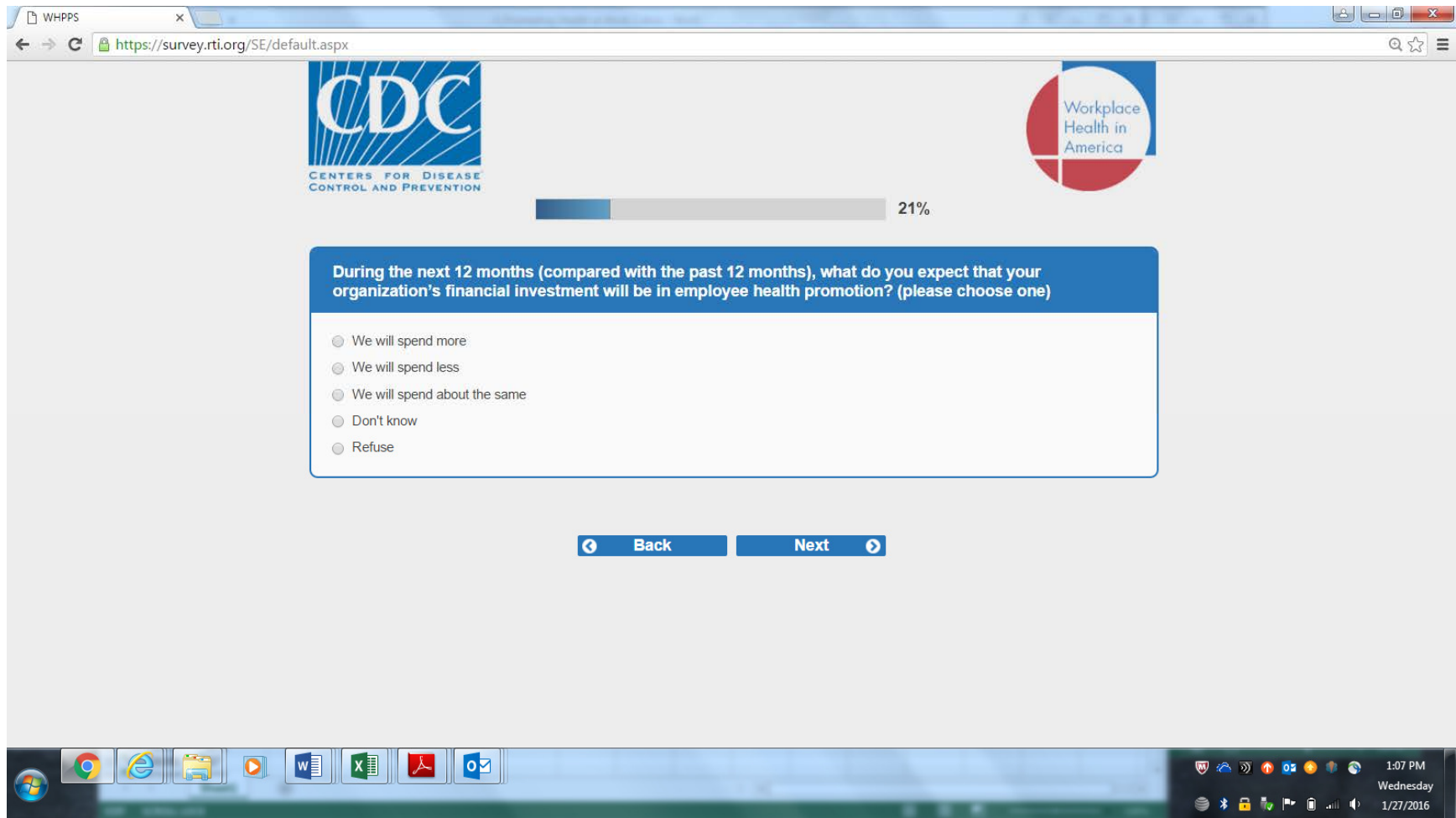
Don't know

Refuse

Back Next

1:06 PM  
Wednesday  
1/27/2016

HP8.



WHPPS

https://survey.rti.org/SE/default.aspx

**CDC**  
CENTERS FOR DISEASE  
CONTROL AND PREVENTION

Workplace  
Health in  
America

21%

**During the next 12 months (compared with the past 12 months), what do you expect that your organization's financial investment will be in employee health promotion? (please choose one)**

- We will spend more
- We will spend less
- We will spend about the same
- Don't know
- Refuse

Back Next

1:07 PM  
Wednesday  
1/27/2016