

20XX Mining Industry and Workforce Survey: (COMMODITY) Mines for

Please enter the ID you received:

Log-In

20XX Mining Industry and Workforce Survey: (COMMODITY) Mines for Mine ID

0%

Form Approved
OMB No. 0920-xxxx
Exp. Date: xx/xx/20xx

ABOUT THE SURVEY

- The data you provide will be used to better understand the accident, injury and illness data that mines currently report.
- The survey data mines provide is used to prepare national estimates of mine practices, use of contractors and employees.
- These estimates will be used to calculate rates of accident and injury by job categories and demographic characteristics.
- The ultimate benefit from the survey is the ability to tailor programs for workers who are especially at risk to achieve a healthier and more productive workforce.

CDC estimates the average public reporting burden for this collection of information as 60 minutes per response, including the time for reviewing instructions, searching existing data/information sources, gathering and maintaining the data/information needed, and completing and reviewing the collection of information. An agency may not conduct or sponsor, and a person is not required to respond to a collection of information unless it displays a currently valid OMB control number. Send comments regarding this burden estimate or any other aspect of this collection of information, including suggestions for reducing this burden to CDC/ATSDR Information Collection Review Office, 1600 Clifton Road NE, MS D-74, Atlanta, Georgia, 30333; ATTN: PRA (0920-xxxx)

◀ Previous Next ▶

For help call 1-800-XXX-XXXX
Powered by DatStat

**20XX Mining Industry and Workforce Survey:
(COMMODITY) Mines for Mine ID 1001001**

0%

INSTRUCTIONS

Respond for the mine identified below:

**Mine Name: ABC Mine
Mine ID: 1001001**

- If you think you received this questionnaire in error, have questions or need assistance in completing the survey, please call (SURVEY CONTRACTOR), the survey contractor toll-free at XXX-XXX-XXXX.
- **You will need two additional sets of information about your mine to complete the survey.**
 1. **A list of all employees** who worked for this mine at any time between April 1 and June 30, 20XX. A good source for this information is the human resources (HR) department or an automated payroll system.
 - We will ask you to report, for a sample of no more than 10 employees from this list, job title, total years of mining experience, years worked for the mine, years worked in the job title, gender, and year of birth.
 - Employee name will **not** be recorded in the questionnaire.
 2. **If you used contractor employees** at any time between April 1 and June 30, 20XX, the number of contractor employees used during that period needs to be estimated. A good source for this information is the business office or accounts payable. You may need to estimate:
 - Total number of contractor employees by mine work location, e.g., strip or open pit, independent shops, culm bank, etc.
 - Total number of contractor hours by mine work location.

◀ Previous Next ▶

20XX Mining Industry and Workforce Survey: (COMMODITY) Mines for Mine ID 1001001

0%

Do you have the two additional sets of information previously described (a list of all employees who worked for this mine at any time between April 1 and June 30, 20XX AND the estimated number of contractor employees used during that period)?

- Yes
- No

[◀ Previous](#) [Next ▶](#)

20XX Mining Industry and Workforce Survey: (COMMODITY) Mines for Mine ID 1001001

1%

We have the following information about the mine. Please confirm or correct the information:

Mine Name: ABC Mine

Is this correct?

- Yes
- No

[◀ Previous](#) [Next ▶](#)

20XX Mining Industry and Workforce Survey: (COMMODITY) Mines for Mine ID 1001001

Progress bar: 0%

PLEASE STOP HERE AND RETRIEVE THE FOLLOWING INFORMATION BEFORE CONTINUING:

- A list of all employees who worked for this mine at any time between April 1 and June 30, 20XX
- The estimated number of contractor employees used during that period

Navigation buttons: Previous, Next

20XX Mining Industry and Workforce Survey: (COMMODITY) Mines for Mine ID 1001001

2%

Mine ID #: 1001001

Is this correct?

- Yes
- No

[◀ Previous](#) [Next ▶](#)

20XX Mining Industry and Workforce Survey: (COMMODITY) Mines for Mine ID 1001001

3%

Mine Owner Name: ABC Owner

Is this correct?

- Yes
- No

[◀ Previous](#) [Next ▶](#)

20XX Mining Industry and Workforce Survey: (COMMODITY) Mines for Mine ID 1001001

4%

Mine Operator Name: ABC Operator

Is this correct?

- Yes
- No

[◀ Previous](#) [Next ▶](#)

20XX Mining Industry and Workforce Survey: (COMMODITY) Mines for Mine ID 1001001

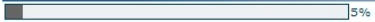
5%

What is the employment status of the mine operator?

- Mine operator is a direct employee of the mine
- Mine operator is an independent contractor and was retained to supervise the mine's employees and operations
- Mine operator is an employee of an outside company which also provides workforce for the mine

[◀ Previous](#) [Next ▶](#)

20XX Mining Industry and Workforce Survey: (COMMODITY) Mines for Mine ID 1001001



From April 1 to June 30, 20XX, did this mine contract out all of its mining operations?

- Yes
- No

[◀ Previous](#) [Next ▶](#)

20XX Mining Industry and Workforce Survey: (COMMODITY) Mines for Mine ID 1001001

6%

At any time between April 1 and June 30, 20XX, was the mine engaged in any of the following activities? **Answer Yes or No for each activity.**

| | Yes | No |
|-------------------------|-----------------------|-----------------------|
| Start-up activities | <input type="radio"/> | <input type="radio"/> |
| Construction activities | <input type="radio"/> | <input type="radio"/> |
| Exploration activities | <input type="radio"/> | <input type="radio"/> |
| Production activities | <input type="radio"/> | <input type="radio"/> |
| Maintenance activities | <input type="radio"/> | <input type="radio"/> |
| Clean-up activities | <input type="radio"/> | <input type="radio"/> |
| Close-down activities | <input type="radio"/> | <input type="radio"/> |
| Office activities | <input type="radio"/> | <input type="radio"/> |

20XX Mining Industry and Workforce Survey: (COMMODITY) Mines for Mine ID 1001001

11%

From April 1 to June 30, 20XX, what was the mine's status? Select the single most accurate mine status.

- New, no men working
- New, under construction
- Active, men not working, not producing
- Active, men working, not producing
- Active, intermittent (including seasonal)
- Active, full-time permanent
- Temporarily closed
- Non-producing
- Mine close by MSHA
- Permanently abandoned

[◀ Previous](#) [Next ▶](#)

20XX Mining Industry and Workforce Survey: (COMMODITY) Mines for Mine ID 1001001

11%

Did one or more employees work at the mine at any time between April 1 and June 30, 20XX?

- Yes
- No

[◀ Previous](#) [Next ▶](#)

20XX Mining Industry and Workforce Survey: (COMMODITY) Mines for Mine ID 1001001

12%

The next questions ask about **production workers**.

Production workers are "face workers" and others who work extracting (COMMODITY).

Between April 1 and June 30, 20XX, did the mine use production workers at any time?

- Yes
- No

[◀ Previous](#) [Next ▶](#)

20XX Mining Industry and Workforce Survey: (COMMODITY) Mines for Mine ID 1001001

12%

From April 1 to June 30, 20XX, how many days per week was the mine usually open for production?

| | | | | | | |
|-----------------------|-----------------------|-----------------------|-----------------------|-----------------------|-----------------------|-----------------------|
| 1 | 2 | 3 | 4 | 5 | 6 | 7 |
| <input type="radio"/> | <input type="radio"/> | <input type="radio"/> | <input type="radio"/> | <input type="radio"/> | <input type="radio"/> | <input type="radio"/> |

[◀ Previous](#) [Next ▶](#)

20XX Mining Industry and Workforce Survey: (COMMODITY) Mines for Mine ID 1001001

13%

From April 1 to June 30, 20XX, how many hours per day was the mine usually open for production?

Hours per day

[◀ Previous](#) [Next ▶](#)

20XX Mining Industry and Workforce Survey: (COMMODITY) Mines for Mine ID 1001001

13%

From April 1 to June 30, 20XX, how many days per week were production workers usually scheduled to work?

| | | | | | | |
|-----------------------|-----------------------|-----------------------|-----------------------|-----------------------|-----------------------|-----------------------|
| 1 | 2 | 3 | 4 | 5 | 6 | 7 |
| <input type="radio"/> | <input type="radio"/> | <input type="radio"/> | <input type="radio"/> | <input type="radio"/> | <input type="radio"/> | <input type="radio"/> |

[◀ Previous](#) [Next ▶](#)

20XX Mining Industry and Workforce Survey: (COMMODITY) Mines for Mine ID 1001001

14%

From April 1 to June 30, 20XX, how many hours per day were production workers usually scheduled to work?

Hours per day

[◀ Previous](#) [Next ▶](#)

20XX Mining Industry and Workforce Survey: (COMMODITY) Mines for Mine ID 1001001

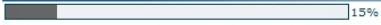
14%

From April 1 to June 30, 20XX, did the mine ever operate more than one shift per day for production workers?

- Yes
- No

[◀ Previous](#) [Next ▶](#)

20XX Mining Industry and Workforce Survey: (COMMODITY) Mines for Mine ID 1001001



From April 1 to June 30, 20XX, how many shifts per day did the mine usually operate for production work?

- 2
- 3
- 4 or more

[◀ Previous](#) [Next ▶](#)

**20XX Mining Industry and Workforce Survey:
(COMMODITY) Mines for Mine ID 1001001**

16%

Did the production workers' shifts rotate?

- Yes
- No

[◀ Previous](#) [Next ▶](#)

20XX Mining Industry and Workforce Survey: (COMMODITY) Mines for Mine ID 1001001

16%

How frequently did the production workers' assigned shift change?

- Weekly
- Twice monthly
- Monthly
- Other. Please specify:

[◀ Previous](#) [Next ▶](#)

20XX Mining Industry and Workforce Survey: (COMMODITY) Mines for Mine ID 1001001

17%

Did the shifts for production workers rotate clockwise or counterclockwise?

- Clockwise (day → afternoon → night)
- Counterclockwise (day ← afternoon ← night)
- Other. Please specify:

20XX Mining Industry and Workforce Survey: (COMMODITY) Mines for Mine ID 1001001

17%

The next questions ask about **production support workers**.

Production support workers are those who aid and maintain production. This includes office workers and those workers who may, for example, clean or remove belts, maintain ventilation, deliver supplies, repair equipment, etc.

Between April 1 and June 30, 20XX, did the mine use production support workers at any time?

- Yes
- No

[◀ Previous](#) [Next ▶](#)

20XX Mining Industry and Workforce Survey:
(COMMODITY) Mines for Mine ID 1001001

10%

From April 1 to June 30, 20XX, how many days per week was the mine usually open for production support?

| | | | | | | |
|-----------------------|-----------------------|-----------------------|-----------------------|-----------------------|-----------------------|-----------------------|
| 1 | 2 | 3 | 4 | 5 | 6 | 7 |
| <input type="radio"/> | <input type="radio"/> | <input type="radio"/> | <input type="radio"/> | <input type="radio"/> | <input type="radio"/> | <input type="radio"/> |

[◀ Previous](#) [Next ▶](#)

20XX Mining Industry and Workforce Survey: (COMMODITY) Mines for Mine ID 1001001

10%

From April 1 to June 30, 20XX, how many hours per day was the mine usually open for production support?

Hours per day

[◀ Previous](#) [Next ▶](#)

20XX Mining Industry and Workforce Survey: (COMMODITY) Mines for Mine ID 1001001

19%

From April 1 to June 30, 20XX, how many days per week were production support workers usually scheduled to work?

| | | | | | | |
|-----------------------|-----------------------|-----------------------|-----------------------|-----------------------|-----------------------|-----------------------|
| 1 | 2 | 3 | 4 | 5 | 6 | 7 |
| <input type="radio"/> | <input type="radio"/> | <input type="radio"/> | <input type="radio"/> | <input type="radio"/> | <input type="radio"/> | <input type="radio"/> |

[◀ Previous](#) [Next ▶](#)

20XX Mining Industry and Workforce Survey: (COMMODITY) Mines for Mine ID 1001001

19%

From April 1 to June 30, 20XX, how many hours per day were production support workers usually scheduled to work?

Hours per day

[◀ Previous](#) [Next ▶](#)

20XX Mining Industry and Workforce Survey: (COMMODITY) Mines for Mine ID 1001001

20%

From April 1 to June 30, 20XX, did the mine ever operate more than one shift per day for production support workers?

- Yes
- No

[◀ Previous](#) [Next ▶](#)

20XX Mining Industry and Workforce Survey: (COMMODITY) Mines for Mine ID 1001001

20%

From April 1 to June 30, 20XX, how many shifts per day did the mine usually operate for production support work?

- 2
- 3
- 4 or more

[◀ Previous](#) [Next ▶](#)

20XX Mining Industry and Workforce Survey: (COMMODITY) Mines for Mine ID 1001001

21%

Did the production support workers' shifts rotate?

- Yes
- No

[◀ Previous](#) [Next ▶](#)

20XX Mining Industry and Workforce Survey:
(COMMODITY) Mines for Mine ID 1001001

22%

How frequently did the production support workers' assigned shift change?

- Weekly
- Twice monthly
- Monthly
- Other. Please specify:

[◀ Previous](#) [Next ▶](#)

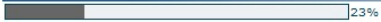
20XX Mining Industry and Workforce Survey: (COMMODITY) Mines for Mine ID 1001001

22%

Did the shifts for production support workers rotate clockwise or counterclockwise?

- Clockwise (day → afternoon → night)
- Counterclockwise (day ← afternoon ← night)
- Other. Please specify:

20XX Mining Industry and Workforce Survey: (COMMODITY) Mines for Mine ID 1001001



The next questions ask about **preparation plant/mill workers**.

Preparation plant/mill workers are those who operate or perform support activities in a preparation plant or mill.

Between April 1 and June 30, 20XX, did the mine use preparation plant/mill workers at any time?

- Yes
- No

[◀ Previous](#) [Next ▶](#)

20XX Mining Industry and Workforce Survey: (COMMODITY) Mines for Mine ID 1001001

23%

From April 1 to June 30, 20XX, how many days per week was the mine usually open for preparation plant/mill work?

| | | | | | | |
|-----------------------|-----------------------|-----------------------|-----------------------|-----------------------|-----------------------|-----------------------|
| 1 | 2 | 3 | 4 | 5 | 6 | 7 |
| <input type="radio"/> | <input type="radio"/> | <input type="radio"/> | <input type="radio"/> | <input type="radio"/> | <input type="radio"/> | <input type="radio"/> |

[◀ Previous](#) [Next ▶](#)

20XX Mining Industry and Workforce Survey: (COMMODITY) Mines for Mine ID 1001001

24%

From April 1 to June 30, 20XX, how many hours per day was the mine usually open for preparation plant/mill work?

Hours per day

[◀ Previous](#) [Next ▶](#)

20XX Mining Industry and Workforce Survey: (COMMODITY) Mines for Mine ID 1001001

24%

From April 1 to June 30, 20XX, how many days per week were preparation plant/mill workers usually scheduled to work?

| | | | | | | |
|-----------------------|-----------------------|-----------------------|-----------------------|-----------------------|-----------------------|-----------------------|
| 1 | 2 | 3 | 4 | 5 | 6 | 7 |
| <input type="radio"/> | <input type="radio"/> | <input type="radio"/> | <input type="radio"/> | <input type="radio"/> | <input type="radio"/> | <input type="radio"/> |

[◀ Previous](#) [Next ▶](#)

20XX Mining Industry and Workforce Survey: (COMMODITY) Mines for Mine ID 1001001

25%

From April 1 to June 30, 20XX, how many hours per day was a preparation plant/mill worker usually scheduled to work?

Hours per day

◀ Previous Next ▶

20XX Mining Industry and Workforce Survey: (COMMODITY) Mines for Mine ID 1001001

25%

From April 1 to June 30, 20XX, did the mine ever operate more than one shift per day for preparation plant/mill workers?

- Yes
- No

[◀ Previous](#) [Next ▶](#)

20XX Mining Industry and Workforce Survey: (COMMODITY) Mines for Mine ID 1001001

28%

This set of questions asks about the mine's use of **contractor employees** at various mine locations.

A **contractor employee** is any person that performs services or construction for a mine, not as an employee of the mine, but as an employee of another person, partnership, corporation, firm, association, subsidiary or other organization under contract with the mine.

Between April 1 and June 30, 20XX, did the mine use **any contractor employees** (see above definition) for *any* locations at this mine?

- Yes
- No

[◀ Previous](#) [Next ▶](#)

20XX Mining Industry and Workforce Survey: (COMMODITY) Mines for Mine ID 1001001

28%

Between **April 1 and June 30, 20XX**, did this mine have an **underground work location**?

- Yes
- No

[◀ Previous](#) [Next ▶](#)

20XX Mining Industry and Workforce Survey: (COMMODITY) Mines for Mine ID 1001001

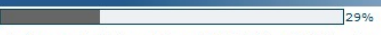
29%

Between April 1 and June 30, 20XX, did this mine have **underground work locations** in operation?

- Yes
- No

[◀ Previous](#) [Next ▶](#)

20XX Mining Industry and Workforce Survey: (COMMODITY) Mines for Mine ID 1001001



Between April 1 and June 30, 20XX, did this mine ever use contractor employees in its **underground location**?

- Yes
- No

[◀ Previous](#) [Next ▶](#)

20XX Mining Industry and Workforce Survey: (COMMODITY) Mines for Mine ID 1001001

30%

Between April 1 and June 30, 20XX, about how many total contractor employees did this mine use in its **underground location**?

of total contractor employees

Between April 1 and June 30, 20XX, about how many total hours did those contractor employees work?

of total hours

[◀ Previous](#) [Next ▶](#)

20XX Mining Industry and Workforce Survey: (COMMODITY) Mines for Mine ID 1001001

31%

Between April 1 and June 30, 20XX, did this mine have **surface shops, yards, etc. associated with an underground work location?**

- Yes
- No

[◀ Previous](#) [Next ▶](#)

20XX Mining Industry and Workforce Survey: (COMMODITY) Mines for Mine ID 1001001

31%

Between April 1 and June 30, 20XX, did this mine have **underground-related surface shops, yards, etc. locations** in operation?

- Yes
- No

[◀ Previous](#) [Next ▶](#)

20XX Mining Industry and Workforce Survey: (COMMODITY) Mines for Mine ID 1001001

32%

Between April 1 and June 30, 20XX, did this mine ever use contractor employees in its **underground-related surface shops, yards, etc. locations**?

- Yes
- No

◀ Previous Next ▶

20XX Mining Industry and Workforce Survey: (COMMODITY) Mines for Mine ID 1001001

32%

Between April 1 and June 30, 20XX, about how many total contractor employees did this mine use in its **underground-related surface shops, yards, etc. locations?**

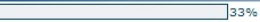
of total contractor employees

Between April 1 and June 30, 20XX, about how many total hours did those contractor employees work?

of total hours

[◀ Previous](#) [Next ▶](#)

20XX Mining Industry and Workforce Survey: (COMMODITY) Mines for Mine ID 1001001



Between April 1 and June 30, 20XX, did this mine have **surface strip, open pit, or quarry work locations**?

- Yes
- No

[◀ Previous](#) [Next ▶](#)

20XX Mining Industry and Workforce Survey: (COMMODITY) Mines for Mine ID 1001001

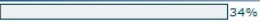


Between April 1 and June 30, 20XX, did this mine have surface **strip, open pit, or quarry work locations** in operation?

- Yes
- No

[◀ Previous](#) [Next ▶](#)

20XX Mining Industry and Workforce Survey: (COMMODITY) Mines for Mine ID 1001001



Between April 1 and June 30, 20XX did this mine ever use contractor employees in its surface **strip, open pit or quarry work locations**?

- Yes
- No

[◀ Previous](#) [Next ▶](#)

20XX Mining Industry and Workforce Survey: (COMMODITY) Mines for Mine ID 1001001

35%

Between April 1 and June 30, 20XX about how many total contractor employees did this mine use in its **surface strip, open pit or quarry work locations**?

of total contractor employees

Between April 1 and June 30, 20XX, about how many total hours did those contractor employees work?

of total hours

[◀ Previous](#) [Next ▶](#)

**20XX Mining Industry and Workforce Survey:
(COMMODITY) Mines for Mine ID 1001001**

36%

Between April 1 and June 30, 20XX, did this mine have a **surface auger location**? (Coal Mine Only)

- Yes
- No

[◀ Previous](#) [Next ▶](#)

**20XX Mining Industry and Workforce Survey:
(COMMODITY) Mines for Mine ID 1001001**



Between April 1 and June 30, 20XX, did this mine have this **surface auger location** in operation?

- Yes
- No

[◀ Previous](#) [Next ▶](#)

20XX Mining Industry and Workforce Survey: (COMMODITY) Mines for Mine ID 1001001

38%

Between April 1 and June 30, 20XX did this mine have a **surface culm bank or refuse pile location?** (Coal Mine Only)

- Yes
- No

[◀ Previous](#) [Next ▶](#)

20XX Mining Industry and Workforce Survey: (COMMODITY) Mines for Mine ID 1001001

37%

Between April 1 and June 30, 20XX, did this mine ever use contractor employees in its **surface auger location**?

- Yes
- No

[◀ Previous](#) [Next ▶](#)

20XX Mining Industry and Workforce Survey: (COMMODITY) Mines for Mine ID 1001001

37%

Between April 1 and June 30, 20XX about how many total contractor employees did this mine use in its **surface auger location**?

of total contractor employees

Between April 1 and June 30, 20XX, about how many total hours did those contractor employees work?

of total hours

[◀ Previous](#) [Next ▶](#)

20XX Mining Industry and Workforce Survey: (COMMODITY) Mines for Mine ID 1001001

38%

Between April 1 and June 30, 20XX did this mine have a **surface culm bank or refuse pile location?** (Coal Mine Only)

- Yes
- No

[◀ Previous](#) [Next ▶](#)

20XX Mining Industry and Workforce Survey: (COMMODITY) Mines for Mine ID 1001001

39%

Between April 1 and June 30, 20XX did this mine have this **surface culm bank or refuse pile location** in operation?

- Yes
- No

[◀ Previous](#) [Next ▶](#)

20XX Mining Industry and Workforce Survey:
(COMMODITY) Mines for Mine ID 1001001



Between April 1 and June 30, 20XX did this mine ever use contractor employees in its surface **culm bank or refuse pile location**?

- Yes
- No

[◀ Previous](#) [Next ▶](#)

20XX Mining Industry and Workforce Survey: (COMMODITY) Mines for Mine ID 1001001

40%

Between April 1 and June 30, 20XX about how many total contractor employees did this mine use in its **surface culm bank or refuse pile location**?

of total contractor employees

Between April 1 and June 30, 20XX, about how many total hours did those contractor employees work?

of total hours

[◀ Previous](#) [Next ▶](#)

20XX Mining Industry and Workforce Survey: (COMMODITY) Mines for Mine ID 1001001

41%

Between April 1 and June 30, 20XX, did this mine have a **surface dredge location**?

- Yes
- No

◀ Previous Next ▶

20XX Mining Industry and Workforce Survey:
(COMMODITY) Mines for Mine ID 1001001



Between April 1 and June 30, 20XX did this mine have **other surface mining locations?** (Metal/Nonmetal Only)

- Yes
- No

[◀ Previous](#) [Next ▶](#)

20XX Mining Industry and Workforce Survey: (COMMODITY) Mines for Mine ID 1001001

45%

Between April 1 and June 30, 20XX, did this mine have **independent shops or yards locations**?

- Yes
- No

[◀ Previous](#) [Next ▶](#)

20XX Mining Industry and Workforce Survey:
(COMMODITY) Mines for Mine ID 1001001

46%

Between April 1 and June 30, 20XX, did this mine have **independent shops or yards locations** in operation?

- Yes
- No

[◀ Previous](#) [Next ▶](#)

20XX Mining Industry and Workforce Survey: (COMMODITY) Mines for Mine ID 1001001

48%

Between April 1 and June 30, 20XX, did this mine have **mill operations, preparation plants, or breakers (including associated shops and yards) locations?**

- Yes
- No

[◀ Previous](#) [Next ▶](#)

20XX Mining Industry and Workforce Survey: (COMMODITY) Mines for Mine ID 1001001



Between April 1 and June 30, 20XX did this mine have **mill operations, preparation plants or breakers (including associated shops and yards) locations** in operation?

- Yes
- No

[◀ Previous](#) [Next ▶](#)

20XX Mining Industry and Workforce Survey: (COMMODITY) Mines for Mine ID 1001001

49%

Between April 1 and June 30, 20XX did this mine ever use contractor employees in its mill **operations, preparation plants or breakers (including associated shops and yards) locations?**

- Yes
- No

[◀ Previous](#) [Next ▶](#)

20XX Mining Industry and Workforce Survey: (COMMODITY) Mines for Mine ID 1001001

50%

Between April 1 and June 30, 20XX, did this mine have an **office (professional and clerical employees at the mine or plant working in an office) location?**

- Yes
- No

[◀ Previous](#) [Next ▶](#)

20XX Mining Industry and Workforce Survey: (COMMODITY) Mines for Mine ID 1001001

49%

Between April 1 and June 30, 20XX did this mine ever use contractor employees in its mill **operations, preparation plants or breakers (including associated shops and yards) locations?**

- Yes
- No

[◀ Previous](#) [Next ▶](#)

20XX Mining Industry and Workforce Survey: (COMMODITY) Mines for Mine ID 1001001

49%

Between April 1 and June 30, 20XX did this mine ever use contractor employees in its mill **operations, preparation plants or breakers (including associated shops and yards) locations?**

- Yes
- No

◀ Previous Next ▶

20XX Mining Industry and Workforce Survey: (COMMODITY) Mines for Mine ID 1001001

50%

Between April 1 and June 30, 20XX about how many total contractor employees did this mine use in its **mill operations, preparation plants or breakers (including associated shops and yards) locations?**

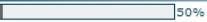
of total contractor employees

Between April 1 and June 30, 20XX, about how many total hours did those contractor employees work?

of total hours

[◀ Previous](#) [Next ▶](#)

20XX Mining Industry and Workforce Survey: (COMMODITY) Mines for Mine ID 1001001



Between April 1 and June 30, 20XX, did this mine have an **office (professional and clerical employees at the mine or plant working in an office) location?**

- Yes
- No

[◀ Previous](#) [Next ▶](#)

20XX Mining Industry and Workforce Survey: (COMMODITY) Mines for Mine ID 1001001

51%

Between April 1 and June 30, 20XX, did this mine have an **office (professional and clerical employees at the mine or plant working in an office) location** in operation?

- Yes
- No

[Previous](#) [Next](#)

20XX Mining Industry and Workforce Survey: (COMMODITY) Mines for Mine ID 1001001

51%

Between April 1 and June 30, 20XX, did this mine ever use contractor employees at an **office (professional and clerical employees at the mine or plant working in an office) location?**

- Yes
- No

[◀ Previous](#) [Next ▶](#)

20XX Mining Industry and Workforce Survey: (COMMODITY) Mines for Mine ID 1001001

52%

Between April 1 and June 30, 20XX, about how many total contractor employees did this mine use at an **office (professional and clerical employees at the mine or plant working in an office) location?**

of total contractor employees

Between April 1 and June 30, 20XX, about how many total hours did those contractor employees work?

of total hours

[Previous](#) [Next](#)

20XX Mining Industry and Workforce Survey: (COMMODITY) Mines for Mine ID 1001001

53%

SAFETY TRAINING

How are the mine's employees trained to recognize hazards in their work environment?
(Select all that apply.)

- Through required safety training sessions (e.g., new miner, refresher, etc.)
- Through safety talks or other sessions held outside of required training
- Through on-the-job training with an assigned mentor/trainer
- Through on-the-job training by their co-workers
- Other. Please specify:

20XX Mining Industry and Workforce Survey: (COMMODITY) Mines for Mine ID 1001001

53%

What training materials are being used with the mine's employees for hazard recognition?
(Select all that apply.)

- General hazard recognition materials
- Hazard recognition materials specific to another industry (e.g., construction or agriculture)
- Hazard recognition materials specific to another mining sector (e.g., OTHER COMMODITY)
- Hazard recognition materials specific to (COMMODITY)
- Hazard recognition materials specific to your mining company
- Hazard recognition materials specific to your mine site
- Other. Please specify:

20XX Mining Industry and Workforce Survey: (COMMODITY) Mines for Mine ID 1001001

54%

When conducting employee safety training and retraining, which of the following training materials and methods are used as part of your training program?
(Select all that apply.)

- Lectures
- Written materials
- Videos
- Self-guided interactive computer programs
- Demonstrations
- Hands-on training exercises
- Group exercises (role-playing, games, problem solving, etc.)
- Classroom simulations (e.g., virtual reality)
- Worksite simulations
- Narrative story-telling
- Other. Please specify:

◀ Previous Next ▶

20XX Mining Industry and Workforce Survey: (COMMODITY) Mines for Mine ID 1001001

54%

What additional training materials are needed to help miners better identify worksite hazards? (Select all that apply.)

- General hazard recognition materials.
- Hazard recognition materials specific to mining.
- Hazard recognition materials specific to (SPECIFIC COMMODITY).
- Hazard recognition materials that can be tailored to your mining company.
- Hazard recognition materials that can be tailored to your mine site.
- Other. Please specify:
- None, there are sufficient hazard recognition training materials available.

◀ Previous Next ▶

20XX Mining Industry and Workforce Survey: (COMMODITY) Mines for Mine ID 1001001

55%

MINE EMPLOYEE QUESTIONS

MINE NAME: ABC Mine
MINE ID # : 1001001

Employee Selection Instructions

The Employee Questions on the next few screens ask you to report the job and demographic characteristics for a sample of the mine's employees. This page contains instructions for selecting the sample of employees to report. You will report data for no more than 10 employees. You will not be asked to report employee names.

If you need assistance with any part of this process, please call the survey contractor at XXX-XXX-XXXX.

Step 1:

Print or copy a list from the mine's files of all employees of the ABC Mine who were ever on the payroll at any time between April 1 and June 30, 20XX.

- Include both hourly and salaried employees of this mine.
- Include office workers and other non-production staff.
- Include employees who were on paid sick leave or vacation.
- DO NOT include contractor employees.

Step 2:

Starting with the first name on the list, sequentially number each employee on the list, e.g. 1, 2, 3... We call this number the Employee Sequence Number.

Step 3:

How many employees did this mine have in total at any time between April 1 and June 30, 20XX?

of employees

[◀ Previous](#) [Next ▶](#)

20XX Mining Industry and Workforce Survey: (COMMODITY) Mines for Mine ID 1001001

Progress bar: 55%

Here are the Employee Sequence Numbers for the employees that are selected for the Employee Questions. Please circle these numbers on your Employee List:

Navigation buttons: ◀ Previous, Next ▶

20XX Mining Industry and Workforce Survey: (COMMODITY) Mines for Mine ID 1001001

56%

The next questions are about the employee with the Employee Sequence Number of

What is the employee's regular job title? Please enter the regular job title for the employee's current position in the mine. This information may be in the human resources (HR) system, the employee's personnel file or in the payroll system.

[◀ Previous](#) [Next ▶](#)

20XX Mining Industry and Workforce Survey: (COMMODITY) Mines for Mine ID 1001001

56%

The next questions are about the employee with the Employee Sequence Number of

Years of Experience.

Enter the total number of years of experience this employee has working in the mining industry. If necessary, estimate the number.

- ROUNDING RULES:
- 0-6 months of experience: Enter 0 years.
 - 7-12 months of experience: Enter 1 year.
 - 13 months or more of experience: Enter the number of years, rounding to the nearest whole year.

Total Years of Mining Experience:

[◀ Previous](#) [Next ▶](#)

20XX Mining Industry and Workforce Survey: (COMMODITY) Mines for Mine ID 1001001

57%

The next questions are about the employee with the Employee Sequence Number of

Enter the number of years that this employee has worked at this mine, from the time that the mine hired him or her.

- ROUNDING RULES:
- 0-6 months of experience: Enter 0 years.
 - 7-12 months of experience: Enter 1 year.
 - 13 months or more of experience: Enter the number of years, rounding to the nearest whole year.

Years of Experience at this Mine:

◀ Previous Next ▶

20XX Mining Industry and Workforce Survey: (COMMODITY) Mines for Mine ID 1001001

57%

The next questions are about the employee with the Employee Sequence Number of

Enter the number of years that this employee has worked at this mine, from the time that the mine hired him or her.

ROUNDING RULES:

- 0-6 months of experience: Enter 0 years.
- 7-12 months of experience: Enter 1 year.
- 13 months or more of experience: Enter the number of years, rounding to the nearest whole year.

Years of Experience at this Mine:

[◀ Previous](#) [Next ▶](#)

20XX Mining Industry and Workforce Survey: (COMMODITY) Mines for Mine ID 1001001



The next questions are about the employee with the Employee Sequence Number of

Indicate the location where this employee worked the most hours between April 1 and June 30, 20XX.

- **Select only one location.**

Note: These location categories are adapted from MSHA's Quarterly Mine Employment and Coal Production Report (MSHA Form 7000-2).

Underground Mine

- Underground
- Surface shops, yards, etc

Surface Mine (Including associated shops and yards)

- Strip, open pit or quarry
- Auger (coal mine only)
- Culm bank or refuse pile (coal mine only)
- Dredge
- Other surface mining (metal/non-metal only)

Other Locations

- Independent shops or yards
- Mill operations, preparation plants, or breakers (include associated shops and yards)
- Office (professional and clerical employees at the mine or plant working in an office)

◀ Previous Next ▶

20XX Mining Industry and Workforce Survey: (COMMODITY) Mines for Mine ID 1001001

58%

The next questions are about the employee with the Employee Sequence Number of

Indicate if the employee is male or female.

Gender:

- Male
- Female

Record the employee's year of birth, using four digits (e.g., 1980).

Year of Birth:

◀ Previous Next ▶

20XX Mining Industry and Workforce Survey: (COMMODITY) Mines for Mine ID 1001001

60%

The next questions are about the employee with the Employee Sequence Number of

What is the employee's regular job title? Please enter the regular job title for the employee's current position in the mine. This information may be in the human resources (HR) system, the employee's personnel file or in the payroll system.

◀ Previous Next ▶

20XX Mining Industry and Workforce Survey: (COMMODITY) Mines for Mine ID 1001001

60%

The next questions are about the employee with the Employee Sequence Number of

Years of Experience.

Enter the total number of years of experience this employee has working in the mining industry. If necessary, estimate the number.

- ROUNDING RULES:
- 0-6 months of experience: Enter 0 years.
 - 7-12 months of experience: Enter 1 year.
 - 13 months or more of experience: Enter the number of years, rounding to the nearest whole year.

Total Years of Mining Experience:

◀ Previous Next ▶

20XX Mining Industry and Workforce Survey: (COMMODITY) Mines for Mine ID 1001001

61%

The next questions are about the employee with the Employee Sequence Number of

Enter the number of years that this employee has worked at this mine, from the time that the mine hired him or her.

- ROUNDING RULES:
- 0-6 months of experience: Enter 0 years.
 - 7-12 months of experience: Enter 1 year.
 - 13 months or more of experience: Enter the number of years, rounding to the nearest whole year.

Years of Experience at this Mine:

◀ Previous Next ▶

20XX Mining Industry and Workforce Survey: (COMMODITY) Mines for Mine ID 1001001

61%

The next questions are about the employee with the Employee Sequence Number of

Enter the number of years that this employee has worked in his or her current job title.

- ROUNDING RULES:
- 0-6 months of experience: Enter 0 years.
 - 7-12 months of experience: Enter 1 year.
 - 13 months or more of experience: Enter the number of years, rounding to the nearest whole year.

Years in this Job Title:

[◀ Previous](#) [Next ▶](#)

20XX Mining Industry and Workforce Survey: (COMMODITY) Mines for Mine ID 1001001



The next questions are about the employee with the Employee Sequence Number of

Indicate the location where this employee worked the most hours between April 1 and June 30, 20XX.

- **Select only one location.**

Note: These location categories are adapted from MSHA's Quarterly Mine Employment and Coal Production Report (MSHA Form 7000-2).

Underground Mine

- Underground
- Surface shops, yards, etc

Surface Mine (Including associated shops and yards)

- Strip, open pit or quarry
- Auger (coal mine only)
- Culm bank or refuse pile (coal mine only)
- Dredge
- Other surface mining (metal/non-metal only)

Other Locations

- Independent shops or yards
- Mill operations, preparation plants, or breakers (include associated shops and yards)
- Office (professional and clerical employees at the mine or plant working in an office)

◀ Previous Next ▶

20XX Mining Industry and Workforce Survey: (COMMODITY) Mines for Mine ID 1001001

63%

The next questions are about the employee with the Employee Sequence Number of

Indicate if the employee is male or female.

Gender:

- Male
- Female

Record the employee's year of birth, using four digits (e.g., 1980).

Year of Birth:

◀ Previous Next ▶

20XX Mining Industry and Workforce Survey: (COMMODITY) Mines for Mine ID 1001001

97%

Between April 1 and June 30, 20XX, were there any events or circumstances that would make what you have reported unusual, for example severe weather conditions, trouble in production, a labor strike, etc.?

- Yes. Please specify the unusual events:
- No

[◀ Previous](#) [Next ▶](#)

**20XX Mining Industry and Workforce Survey:
(COMMODITY) Mines for Mine ID 1001001**

97%

What is today's date?

Month Day Year

[◀ Previous](#) [Next ▶](#)

20XX Mining Industry and Workforce Survey: (COMMODITY) Mines for Mine ID 1001001

98%

Please keep the list of sampled employees on file for the next 60 days in case we have any questions and need to contact you.

Please provide the company representative to be contacted if we have questions about your responses.

NAME:

TITLE:

TELEPHONE:

EMAIL:

[◀ Previous](#) [Next ▶](#)

20XX Mining Industry and Workforce Survey: (COMMODITY) Mines for Mine ID 1001001

99%

Do you have any comments for NIOSH or information we might need to understand your responses? Please include question numbers when your comments relate to specific questions.

