

# UNITED STATES 2017 CENSUS OF AGRICULTURE

Form Number: 17-A200  
(10/03/2016)



National Agricultural  
Statistics Service

Return your  
completed report to:  
Census of Agriculture  
1201 East 10th Street  
Jeffersonville, IN 47132

17-A200

**OFFICE USE ONLY**

0013		
0011	0012	
0014	0015	0016
0021	0022	0023

*Make corrections to name, address, and ZIP code if necessary.*

Complete your report by mail or via the internet at **www.agcounts.usda.gov**.

- **Your report is due by February 5, 2018.**
- To fill out the paper form, use a black or blue ballpoint pen.
- **Duplicate forms?** If you received extra Census report forms for the SAME farming operation, return all report forms in the same envelope with this completed report.

Print the information below for the person completing this form:

Name  
1092

Area Code and Phone Number  
1093  -  -

Date Completed (MM-DD-YYYY)  
1094  -  -

E-mail  
1095

**THANK YOU FOR YOUR COOPERATION.**  
**Questions? Call us toll free at 1-888-424-7828.**

¿Preguntas? Llámenos libre de cargos al 1-888-424-7828.

The information you provide will be used for statistical purposes only. In accordance with the Confidential Information Protection provisions of Title V, Subtitle A, Public Law 107-347 and other applicable Federal laws, your responses will be kept confidential and will not be disclosed in identifiable form to anyone other than employees or agents. By law, every employee and agent has taken an oath and is subject to a jail term, a fine, or both if he or she willfully discloses ANY identifiable information about you or your operation. Response to this survey is required by law under Title 7 USC 2204(g) Public Law 105-113.

According to the Paperwork Reduction Act of 1995, an agency may not conduct or sponsor, and a person is not required to respond to, a collection of information unless it displays a valid OMB control number. The valid OMB number is 0535-0226. The time required to complete this information collection is estimated to average 40 minutes per response, including the time for reviewing instructions, searching existing data sources, gathering and maintaining the data needed, and completing and reviewing the collection of information.

## SECTION 1 ACREAGE IN 2017

Report land owned, rented, or used by you, your spouse, or by the partnership, corporation, or organization named on the front of this form. Include ALL LAND, REGARDLESS OF LOCATION OR USE - cropland, Conservation Reserve Program (CRP) and Wetlands Reserve Program (WRP) land, pastureland, rangeland, woodland, idle land, farmsteads, etc.

1. Number of acres OWNED. . . . . 0043  Mark "X" if None

BOX A

2. Total number of acres RENTED or LEASED FROM OTHERS

<p><u>INCLUDE</u></p> <ul style="list-style-type: none"> <li>• all land rented from others, including individuals</li> <li>• Federal, State, and railroad land leased on a per acre basis</li> </ul>	<p><u>EXCLUDE</u></p> <ul style="list-style-type: none"> <li>• land used on a fee per-head or animal unit month (AUM) basis. . . . . 0044</li> </ul>
--	--

BOX B

3. Number of acres RENTED or LEASED TO OTHERS

<p><u>INCLUDE LAND</u></p> <ul style="list-style-type: none"> <li>• worked on shares by others</li> <li>• subleased</li> <li>• rented or leased to others for cash</li> <li>• used rent free in exchange for services, payment of taxes, etc.</li> </ul>	<p><u>EXCLUDE acres enrolled in:</u></p> <ul style="list-style-type: none"> <li>• Conservation Reserve Program (CRP)</li> <li>• Wetlands Reserve Program (WRP)</li> <li>• Farmable Wetlands Program (FWP)</li> <li>• Conservation Reserve Enhancement Program (CREP)</li> <li>• acres rented or leased to others part of the year. . . . . 0045</li> </ul>
--	--

BOX C

a. How many acres rented or leased to others (Box C above) did this operation own? . . . . . 0053  Mark "X" if None

Number of Acres

4. Enter the figures from the boxes above to determine your total acres operated:

BOX A	+	BOX B	-	BOX C	=	0046	BOX D

5. Does the figure in **Box D** = 0?

**Yes** - Refer to the instruction sheet to complete this form

**No** - Continue

6. Did this operation pay on a fee per-head or animal unit month (AUM) basis to use any land? 0040

1  **Yes** - Continue                      3  **No** - Go to item 7

Don't Know

a. If yes, how many acres? . . . . . 1160  0041

Number of Acres

b. DO NOT include these acres in the boxes above. If you did, **GO BACK** and **EXCLUDE** them from the boxes above and recalculate BOX D.

7. Considering the total acres in Box D above, in what county was the largest value of this operation's agricultural products raised or produced?

Principal County Name	State	Number of Acres

a. If this operation had agricultural activity in any **other** county, enter the county name(s), etc.

Other County Name(s)	State	Number of Acres

## SECTION 2 LAND USE IN 2017

Report how the acres in Box D on the previous page were used.

- For acres used for more than one purpose, report them in the first item that applies.
- Report each acre only once on this page.
- Report acres in CRP, WRP, FWP, and CREP in the most appropriate land use below.

### 1. Cropland

a. Cropland harvested

INCLUDE

- land from which field crops were harvested or hay was cut
- land used for vegetables
- land used for nursery and greenhouses (rounded to the nearest acre)
- land used for orchards, vineyards, citrus groves, Christmas trees, short rotation woody crops, fruits, nuts, and berries (bearing and nonbearing) . . . . . 0787

Mark "X" if None

Number of Acres

b. Cropland on which all crops failed or were abandoned – Exclude land in orchards and vineyards . . . . . 0790

c. Cropland in summer fallow (cultivated cropland on which no crops or hay were harvested during the 2017 growing season). . . . . 0791

d. Cropland idle or used for cover crops or soil-improvement but not harvested and not pastured or grazed. . . . . 1062

### 2. Pasture

a. Permanent pasture and rangeland . . . . . 0796

b. Woodland pastured. . . . . 0794

c. Other pasture and grazing land (including rotational pasture) that could have been used for crops without additional improvements. . . . . 0788

### 3. Woodland not pastured

INCLUDE

- woodlots
- timber tracts
- sugarbush . . . . . 0795

### 4. All other land

INCLUDE

- farmsteads, home, and buildings
- livestock facilities
- ponds
- roads
- wasteland, etc. . . . . 0797

<b>BOX E</b>

5. **TOTAL ACRES** - Add items 1-4 to determine your total acres operated . . . . . 0798

6. Does **Box E** above = **Box D** on the previous page?

- Yes** - Continue
- No** - Go back and correct your figures. These figures should be the same.

The acres in Box E will be referred to as “this operation” for the remainder of this form.

### SECTION 3 LAND RENTED OR LEASED FROM OTHERS FOR CASH

1. In 2017, did this operation **rent or lease** any cropland or pasture acres from others **for cash**? Exclude land rented or leased on a share basis, per-head or AUM basis, free of charge, and rent that includes buildings, such as barns.

3420 1  **Yes** - Complete this section      3  **No** - Go to SECTION 4

	Mark "X" if None	Number of Acres
2. How many acres of <b>non-irrigated cropland</b> were rented or leased for cash? Include fruit, nut, berry, vineyard, nursery, and hay land . . . . . 3421	<input type="checkbox"/>	
3. How many acres of <b>irrigated cropland</b> were rented or leased for cash? Include fruit, nut, berry, vineyard, nursery, and hay land . . . . . 3424	<input type="checkbox"/>	
4. How many acres of <b>permanent pasture, grazing, or grassland</b> were rented or leased for cash? Exclude Federal, State, and other types of land rented or leased on an animal unit month (AUM) basis . . . . . 3427	<input type="checkbox"/>	

### SECTION 4 LAND USE PRACTICES

1. During 2017, considering the **total acres** on this operation, how many acres –

- a. Were drained by tile? . . . . . 3450
- b. Were artificially drained by ditches? . . . . . 3451
- c. Were under a conservation easement? . . . . . 3452

2. During 2017, considering the **cropland acres** on this operation, [on] how many acres –

- a. Were no-till practices used? . . . . . 3455
- b. Were **reduced** (conservation) tillage, excluding no-till, practices used? . . . . 3454
- c. Were **intensive** (conventional) tillage practices used? . . . . . 3453
- d. Were planted to a cover crop? (Cover crops are planted primarily for managing soil fertility, soil quality, and controlling weeds, pests, and diseases.) Exclude CRP acres. . . . . 3456

3. During 2017, considering the **acres irrigated** by sprinklers, flooding, ditches or furrows, drip or trickle irrigation, etc. on this operation –

- a. How many acres of harvested cropland were irrigated? . . . . . 0680
- b. How many acres of pastureland, rangeland, abandoned cropland, and other land were irrigated? . . . . . 0681
- 4. How many acres on this operation were irrigated at least once in the past five years (2013-2017)? . . . . . 5680

	Mark "X" if None	Number of Acres
a. Were drained by tile? . . . . . 3450	<input type="checkbox"/>	
b. Were artificially drained by ditches? . . . . . 3451	<input type="checkbox"/>	
c. Were under a conservation easement? . . . . . 3452	<input type="checkbox"/>	
a. Were no-till practices used? . . . . . 3455	<input type="checkbox"/>	
b. Were <b>reduced</b> (conservation) tillage, excluding no-till, practices used? . . . . 3454	<input type="checkbox"/>	
c. Were <b>intensive</b> (conventional) tillage practices used? . . . . . 3453	<input type="checkbox"/>	
d. Were planted to a cover crop? (Cover crops are planted primarily for managing soil fertility, soil quality, and controlling weeds, pests, and diseases.) Exclude CRP acres. . . . . 3456	<input type="checkbox"/>	
a. How many acres of harvested cropland were irrigated? . . . . . 0680	<input type="checkbox"/>	Irrigated Acres
b. How many acres of pastureland, rangeland, abandoned cropland, and other land were irrigated? . . . . . 0681	<input type="checkbox"/>	
4. How many acres on this operation were irrigated at least once in the past five years (2013-2017)? . . . . . 5680	<input type="checkbox"/>	

### SECTION 5 FARM LABOR

1. What was the number of HIRED farm or ranch workers, including paid family members and office workers who –

- a. Worked less than 150 days on this operation in 2017? Exclude contract labor . . . . . 0941
- b. Worked 150 days or more on this operation in 2017? Exclude contract labor . . . . . 0942

2. What was the number of UNPAID farm or ranch workers, including family members and office workers, who worked on this farm or ranch? . . . . . 3401

3. What was the number of foreign and domestic MIGRANT workers on this operation in 2017? A migrant worker is a farm worker whose employment required travel that prevented the migrant worker from returning to his/her permanent place of residence the same day. Include hired and contract workers . . . . . 3402

Mark "X" if None	Number of Workers
<input type="checkbox"/>	
<input type="checkbox"/>	
<input type="checkbox"/>	
<input type="checkbox"/>	

**SECTION 6 CROP INSURANCE AND GOVERNMENT PROGRAMS**




		Mark "X" if None	Number of Acres
1.	How many acres in this operation were covered under any crop insurance policy in 2017? . . . . .	1067 <input type="checkbox"/>	
2.	How many acres in this operation were enrolled in the Conservation Reserve Program (CRP), Wetlands Reserve Program (WRP), Farmable Wetlands Program (FWP), or Conservation Reserve Enhancement Program (CREP) on September 30, 2017? . . . . .	0683 <input type="checkbox"/>	
			Dollars
a.	What was the amount received in 2017 for participation in these programs? . . . . .	0685 <input type="checkbox"/>	\$ .00
3.	What was the amount received in 2017 for all other Federal agricultural program payments? Exclude any type of insurance payments received. . . . .	1422 <input type="checkbox"/>	\$ .00
4.	What was the amount received in 2017 from state and local government agricultural program payments? . . . . .	1423 <input type="checkbox"/>	\$ .00
5.	What was the total amount received in 2017 from Commodity Credit Corporation (CCC) loans for all commodities? . . . . .	1411 <input type="checkbox"/>	\$ .00
6.	What was the total amount spent in 2017 to repay CCC loans? . . . . .	1414 <input type="checkbox"/>	\$ .00
7.	Do you know that you have the right to appeal an adverse program decision to USDA's National Appeals Division? . . . . .	1416 1 <input type="checkbox"/> Yes 3 <input type="checkbox"/> No	

**SECTION 7 TYPE OF ORGANIZATION**

1. In 2017, was more than 50 percent of this operation owned by an operator's household and/or extended family?  
 Mark "yes" if more than 50 percent of the assets of this operation are owned by one of the operators, members of their household, and/or other persons related to them by blood, marriage, or adoption, including relatives not residing in his/her household. Consider only farm and ranch assets owned – not rented or leased – by this operation, and exclude the assets held by non-family landlords and contractors . . . . . 1672 1  Yes 3  No

2. Was this operation organized as a Limited Liability Company (LLC) under State law? . . . 1673 1  Yes 3  No

3. In 2017, what was this operation's legal status for tax purposes? Mark one answer only:  
 1671

1 <input type="checkbox"/>	Family or individual operation – Exclude partnerships and corporations.
2 <input type="checkbox"/>	Partnership operation – Include family partnerships.  • Is this partnership registered under state law? . . . 1567 1 <input type="checkbox"/> Yes 3 <input type="checkbox"/> No
3 <input type="checkbox"/>	Incorporated under state law –  • Is this a family-held corporation? . . . . . 1681 1 <input type="checkbox"/> Yes 3 <input type="checkbox"/> No  • Are there more than 10 stockholders? . . . . . 1683 1 <input type="checkbox"/> Yes 3 <input type="checkbox"/> No
4 <input type="checkbox"/>	Other, such as estate or trust, prison farm, grazing association, American Indian Reservation, etc. Specify type. . . . . 1685

4. In 2017, how many households shared in the net farm income of this operation? . . . . . 1608

Number

## SECTION 8 PERSONAL CHARACTERISTICS

1. In 2017, how many men and women were involved in decisions for this operation (include family members and hired managers)? Exclude hired workers unless they were a hired manager or family member. . . . . 1571

Men	Women

2. Answer the following questions for up to four individuals who were involved in the decisions for this operation as of **December 31, 2017**.

	Person 1	Person 2	Person 3	Person 4
	1836	1852	1872	1873
a. Full name . . . . .				
b. Is this person completing this form?	1610 1 <input type="checkbox"/> Yes 3 <input type="checkbox"/> No	1611 1 <input type="checkbox"/> Yes 3 <input type="checkbox"/> No	1612 1 <input type="checkbox"/> Yes 3 <input type="checkbox"/> No	1613 1 <input type="checkbox"/> Yes 3 <input type="checkbox"/> No
c. Sex . . . . .	1926 1 <input type="checkbox"/> Male 2 <input type="checkbox"/> Female	1586 1 <input type="checkbox"/> Male 2 <input type="checkbox"/> Female	1597 1 <input type="checkbox"/> Male 2 <input type="checkbox"/> Female	1614 1 <input type="checkbox"/> Male 2 <input type="checkbox"/> Female
d. What was this person's age on December 31, 2017?	1925 <input style="width: 50px; height: 20px;" type="text"/> age	1585 <input style="width: 50px; height: 20px;" type="text"/> age	1596 <input style="width: 50px; height: 20px;" type="text"/> age	1615 <input style="width: 50px; height: 20px;" type="text"/> age
e. Is this person of Hispanic, Latino, or Spanish origin? . . . . .	1927 Hispanic, Latino, or Spanish origin 1 <input type="checkbox"/> Yes 3 <input type="checkbox"/> No	1587 Hispanic, Latino, or Spanish origin 1 <input type="checkbox"/> Yes 3 <input type="checkbox"/> No	1598 Hispanic, Latino, or Spanish origin 1 <input type="checkbox"/> Yes 3 <input type="checkbox"/> No	1622 Hispanic, Latino, or Spanish origin 1 <input type="checkbox"/> Yes 3 <input type="checkbox"/> No
f. Race . . . . .	<p><b>Mark one or more.</b></p> 2701 <input type="checkbox"/> White 2702 <input type="checkbox"/> Black or African American 2703 <input type="checkbox"/> American Indian or Alaska Native. Specify tribe ↴ <input style="width: 100px; height: 20px;" type="text"/> 2705 <input type="checkbox"/> Asian 2704 <input type="checkbox"/> Native Hawaiian or Other Pacific Islander	<p><b>Mark one or more.</b></p> 1801 <input type="checkbox"/> White 1802 <input type="checkbox"/> Black or African American 1803 <input type="checkbox"/> American Indian or Alaska Native. Specify tribe ↴ <input style="width: 100px; height: 20px;" type="text"/> 1805 <input type="checkbox"/> Asian 1804 <input type="checkbox"/> Native Hawaiian or Other Pacific Islander	<p><b>Mark one or more.</b></p> 1901 <input type="checkbox"/> White 1902 <input type="checkbox"/> Black or African American 1903 <input type="checkbox"/> American Indian or Alaska Native. Specify tribe ↴ <input style="width: 100px; height: 20px;" type="text"/> 1905 <input type="checkbox"/> Asian 1904 <input type="checkbox"/> Native Hawaiian or Other Pacific Islander	<p><b>Mark one or more.</b></p> 1616 <input type="checkbox"/> White 1617 <input type="checkbox"/> Black or African American 1618 <input type="checkbox"/> American Indian or Alaska Native. Specify tribe ↴ <input style="width: 100px; height: 20px;" type="text"/> 1620 <input type="checkbox"/> Asian 1621 <input type="checkbox"/> Native Hawaiian or Other Pacific Islander
g. At which occupation did this person spend the majority (50 percent or more) of his/her worktime in 2017? . . . . .	1928 <b>Mark one.</b> 1 <input type="checkbox"/> Farm or ranch work 2 <input type="checkbox"/> Work other than farming or ranching	1580 <b>Mark one.</b> 1 <input type="checkbox"/> Farm or ranch work 2 <input type="checkbox"/> Work other than farming or ranching	1591 <b>Mark one.</b> 1 <input type="checkbox"/> Farm or ranch work 2 <input type="checkbox"/> Work other than farming or ranching	1623 <b>Mark one.</b> 1 <input type="checkbox"/> Farm or ranch work 2 <input type="checkbox"/> Work other than farming or ranching
h. Is this person retired from farming or ranching? . . . . .	1924 1 <input type="checkbox"/> Yes 3 <input type="checkbox"/> No	1582 1 <input type="checkbox"/> Yes 3 <input type="checkbox"/> No	1593 1 <input type="checkbox"/> Yes 3 <input type="checkbox"/> No	1624 1 <input type="checkbox"/> Yes 3 <input type="checkbox"/> No
i. How many days did this person work off the farm in 2017? Include days in which the person worked at least four hours per day in an off-farm job. Include work on someone else's farm for pay . . . . .	1929 <b>Mark one.</b> 1 <input type="checkbox"/> None 2 <input type="checkbox"/> 1 - 49 days 3 <input type="checkbox"/> 50 - 99 days 4 <input type="checkbox"/> 100 - 199 days 5 <input type="checkbox"/> 200 days or more	1831 <b>Mark one.</b> 1 <input type="checkbox"/> None 2 <input type="checkbox"/> 1 - 49 days 3 <input type="checkbox"/> 50 - 99 days 4 <input type="checkbox"/> 100 - 199 days 5 <input type="checkbox"/> 200 days or more	1931 <b>Mark one.</b> 1 <input type="checkbox"/> None 2 <input type="checkbox"/> 1 - 49 days 3 <input type="checkbox"/> 50 - 99 days 4 <input type="checkbox"/> 100 - 199 days 5 <input type="checkbox"/> 200 days or more	1625 <b>Mark one.</b> 1 <input type="checkbox"/> None 2 <input type="checkbox"/> 1 - 49 days 3 <input type="checkbox"/> 50 - 99 days 4 <input type="checkbox"/> 100 - 199 days 5 <input type="checkbox"/> 200 days or more



**SECTION 8 CONTINUED –**

	Person 1, continued	Person 2, continued	Person 3, continued	Person 4, continued	
j. Did this person live on this operation at any time in 2017? . . . . .	1923 1 <input type="checkbox"/> Yes 3 <input type="checkbox"/> No	1581 1 <input type="checkbox"/> Yes 3 <input type="checkbox"/> No	1592 1 <input type="checkbox"/> Yes 3 <input type="checkbox"/> No	1626 1 <input type="checkbox"/> Yes 3 <input type="checkbox"/> No	
k. In what year did this person begin to operate any part of <b>THIS</b> operation? . . . . .	1930 <input type="text"/>	1584 <input type="text"/>	1595 <input type="text"/>	1627 <input type="text"/>	
l. In what year did this person begin to operate <b>ANY</b> farm operation? . . . . .	2834 <input type="text"/>	1851 <input type="text"/>	1871 <input type="text"/>	1628 <input type="text"/>	
m. Has this person ever served on active duty in the U.S. Armed Forces, Reserves, or National Guard? . . . . .	1633 <b>Mark one.</b> 1 <input type="checkbox"/> Never served in the military 2 <input type="checkbox"/> Only on active duty for training in the Reserves or National Guard 3 <input type="checkbox"/> Now on active duty 4 <input type="checkbox"/> On active duty in the past, but not now	1634 <b>Mark one.</b> 1 <input type="checkbox"/> Never served in the military 2 <input type="checkbox"/> Only on active duty for training in the Reserves or National Guard 3 <input type="checkbox"/> Now on active duty 4 <input type="checkbox"/> On active duty in the past, but not now	1635 <b>Mark one.</b> 1 <input type="checkbox"/> Never served in the military 2 <input type="checkbox"/> Only on active duty for training in the Reserves or National Guard 3 <input type="checkbox"/> Now on active duty 4 <input type="checkbox"/> On active duty in the past, but not now	1636 <b>Mark one.</b> 1 <input type="checkbox"/> Never served in the military 2 <input type="checkbox"/> Only on active duty for training in the Reserves or National Guard 3 <input type="checkbox"/> Now on active duty 4 <input type="checkbox"/> On active duty in the past, but not now	
	n. How many people lived in this person's household in 2017? . . . . .	2577 <input type="text"/> number	1589 <input type="text"/> number	1600 <input type="text"/> number	1637 <input type="text"/> number
	o. Was this person hired and paid a salary or wages to manage this operation? . . . . .	2576 1 <input type="checkbox"/> Yes 3 <input type="checkbox"/> No	1588 1 <input type="checkbox"/> Yes 3 <input type="checkbox"/> No	1599 1 <input type="checkbox"/> Yes 3 <input type="checkbox"/> No	1641 1 <input type="checkbox"/> Yes 3 <input type="checkbox"/> No

3. Was this person involved in these specific decisions as of **December 31, 2017**? For each person and for each item, **mark all that apply.**

	Person 1	Person 2	Person 3	Person 4
a. Day-to-day decisions	1642 1 <input type="checkbox"/>	1643 1 <input type="checkbox"/>	1644 1 <input type="checkbox"/>	1645 1 <input type="checkbox"/>
b. Land use and/or crop decisions, including planting, crop spraying, or other, e.g., grazing . . . . .	1650 1 <input type="checkbox"/>	1651 1 <input type="checkbox"/>	1652 1 <input type="checkbox"/>	1653 1 <input type="checkbox"/>
c. Livestock decisions, including purchases, sales, breeding, and pasturing. . . . .	1654 1 <input type="checkbox"/>	1655 1 <input type="checkbox"/>	1656 1 <input type="checkbox"/>	1657 1 <input type="checkbox"/>
d. Record keeping and/or financial management. . . . .	1776 1 <input type="checkbox"/>	1777 1 <input type="checkbox"/>	1778 1 <input type="checkbox"/>	1779 1 <input type="checkbox"/>
e. Estate planning or succession planning . . . . .	1757 1 <input type="checkbox"/>	1758 1 <input type="checkbox"/>	1759 1 <input type="checkbox"/>	1760 1 <input type="checkbox"/>

	Person 1	Person 2	Person 3	Person 4
4. Is this person a Principal Operator or Senior Partner?	1765 1 <input type="checkbox"/> Yes 3 <input type="checkbox"/> No	1766 1 <input type="checkbox"/> Yes 3 <input type="checkbox"/> No	1767 1 <input type="checkbox"/> Yes 3 <input type="checkbox"/> No	1768 1 <input type="checkbox"/> Yes 3 <input type="checkbox"/> No
5. Is this person the spouse of a Principal Operator or Senior Partner?	1769 1 <input type="checkbox"/> Yes 3 <input type="checkbox"/> No	1590 1 <input type="checkbox"/> Yes 3 <input type="checkbox"/> No	1601 1 <input type="checkbox"/> Yes 3 <input type="checkbox"/> No	1773 1 <input type="checkbox"/> Yes 3 <input type="checkbox"/> No

## SECTION 9 FIELD CROPS

1. Were any field crops, such as corn, soybeans, wheat, etc., harvested from this operation in 2017?

INCLUDE

- your landlord's share and crops grown under contract

EXCLUDE

- crops grown on land rented to others

1011 1  **Yes** - Complete this section      3  **No** - Go to SECTION 10

2. Acres from which field crops were harvested in 2017.

Report multiple cropped acreage only once . . . . . 1780

Acres Harvested	Acres Irrigated

3. Fill in the columns below for all field crops harvested from this operation in 2017. Enter the crop name and code from the table below.

- Report production in the units specified next to the crop.
- Include the value of your landlord's share, marketing charges, taxes, hauling, etc.
- Exclude from sales dollars for items produced under production contracts.

Enter Field Crop Name	Enter Code	Acres Harvested	Total Production Harvested	Acres Irrigated	Gross Value of Sales (Dollars)
					\$ .00
					\$ .00
					\$ .00
					\$ .00
					\$ .00
					\$ .00
					\$ .00
					\$ .00

If more space is needed, use a separate sheet of paper.

FIELD CROPS	CODE	FIELD CROPS	CODE	FIELD CROPS	CODE
Alfalfa seed (pounds) . . . . .	542	Hops (pounds) . . . . .	623	Sorghum for grain or seed -	
Bahia grass seed (pounds) . . . . .	551	Indian corn (pounds) . . . . .	695	include milo (bushels) . . . . .	082
Barley for grain or seed (bushels) . . . . .	079	Jojoba (pounds) . . . . .	626	Sorghum for silage or greenchop -	
Beans, dry edible - exclude chickpeas		Kentucky bluegrass seed (pounds) . . . . .	629	exclude sorghum-sudan crosses (tons) . . . . .	085
and limas (hundredweight) . . . . .	554	Lentils (hundredweight) . . . . .	635	Sorghum for syrup (gallons) . . . . .	704
Bentgrass seed (pounds) . . . . .	560	Lespedeza seed (pounds) . . . . .	638	Soybeans for beans (bushels) . . . . .	088
Bermuda grass seed (pounds) . . . . .	563	Lima beans, dry (hundredweight) . . . . .	557	Sudangrass seed (pounds) . . . . .	713
Birdsfoot trefoil seed (pounds) . . . . .	566	Mint, peppermint (pounds of oil) . . . . .	047	Sugarbeets for seed (pounds) . . . . .	716
Bromegrass seed (pounds) . . . . .	569	Mint, spearmint (pounds of oil) . . . . .	050	Sugarbeets for sugar (tons) . . . . .	719
Buckwheat (bushels) . . . . .	575	Mint, tea leaves (pounds) . . . . .	767	Sugarcane for seed (tons) . . . . .	725
Camelina (pounds) . . . . .	608	Miscanthus (tons) . . . . .	641	Sugarcane for sugar (tons) . . . . .	722
Canola, edible (pounds) . . . . .	614	Mustard seed (pounds) . . . . .	650	Sunflower seed, non-oil variety (pounds) . . . . .	776
Chickpeas, all (garbanzos)		Oats for grain or seed (bushels) . . . . .	076	Sunflower seed, oil variety (pounds) . . . . .	773
(hundredweight) . . . . .	2816	Orchardgrass seed (pounds) . . . . .	653	Sweet corn for seed (pounds) . . . . .	740
Clover, crimson clover seed (pounds) . . . . .	593	Peanuts for nuts (pounds) . . . . .	656	Switchgrass (tons) . . . . .	647
Clover, red clover seed (pounds) . . . . .	671	Peas, Austrian winter peas		Timothy seed (pounds) . . . . .	746
Clover, white clover seed (pounds) . . . . .	761	(hundredweight) . . . . .	548	Tobacco (pounds) - Report to	
Corn for grain or seed (bushels) . . . . .	067	Peas, dry edible (hundredweight) . . . . .	659	the nearest tenth acre . . . . .	094
Corn for silage or greenchop (tons) . . . . .	070	Peas, dry southern/cowpeas (bushels) . . . . .	584	Triticale for grain (bushels) . . . . .	749
Cotton, Pima (bales) - include		Popcorn (pounds shelled) . . . . .	662	Vetch seed (pounds) . . . . .	755
cottonseed in value of sales only . . . . .	644	Potatoes - report in SECTION 12		Wheat, durum for grain or seed	
Cotton, Upland (bales) - include		Proso millet for grain or seed (bushels) . . . . .	665	(bushels) . . . . .	578
cottonseed in value of sales only . . . . .	581	Rapeseed (pounds) . . . . .	668	Wheat, other spring for grain or seed	
Dill for oil (pounds) . . . . .	596	Rice (hundredweight) . . . . .	677	(bushels) . . . . .	728
Emmer and spelt (bushels) . . . . .	599	Rye for grain or seed -		Wheat, winter for grain or seed (bushels) . . . . .	572
Fescue seed (pounds) . . . . .	602	exclude ryegrass (bushels) . . . . .	686	Wheatgrass seed (pounds) . . . . .	758
Flaxseed (bushels) . . . . .	605	Ryegrass seed (pounds) . . . . .	689	Wild rice (hundredweight) . . . . .	764
Guar (pounds) . . . . .	617	Safflower (pounds) . . . . .	692	Other seeds, specify above (pounds) . . . . .	770
Herbs, dried (pounds) . . . . .	620	Sesame (pounds) . . . . .	701	Other field crop, specify above (pounds) . . . . .	752



## SECTION 10 HAY AND FORAGE CROPS

1. Were any hay or forage crops cut or harvested from this operation in 2017?

**INCLUDE**

• your landlord's share and crops grown under contract

**EXCLUDE**

• crops grown on land rented to others

1152 1  **Yes** - Complete this section      3  **No** - Go to SECTION 11

2. All land from which dry hay, haylage, grass silage, or greenchop was cut or forage was harvested in 2017. Exclude straw, corn silage, and sorghum silage. . . . . 1021

Mark "X" if None

Acres Harvested	Acres Irrigated

3. Report gross value of hay and forage sold from this operation in 2017. Include the value of your landlord's share, marketing charges, taxes, hauling, etc. Exclude dollars for items produced under production contracts . . . . 1328

Mark "X" if None

Gross Value of Sales (Dollars)	
\$	.00

For items 4 through 7, when both dry hay and haylage were cut from the same acres, report acres for each type. If two or more cuttings were made from the same acres, report acres for that item only once, but report total quantity harvested from all cuttings.

	Mark "X" if None	Acres Harvested	Acres Irrigated	Total Tons Harvested		OR	Total Number of Bales	Average Weight per Bale	
					Tons, dry				Lbs., dry
4. Alfalfa and alfalfa mixtures for dry hay. . . 0103	<input type="checkbox"/>				Tons, dry	OR			Lbs., dry
5. Haylage or greenchop from alfalfa or alfalfa mixtures . . . . . 1070	<input type="checkbox"/>				Tons, green				
6. Other dry hay from barley, clover, fescue, lespedeza, oats, rye, timothy, wheat, wild, Bermuda grass, Sudangrass, etc. . . . . 4111	<input type="checkbox"/>				Tons, dry	OR			Lbs., dry
7. All other haylage, grass silage, and greenchop. . . . . 1073	<input type="checkbox"/>				Tons, green				

## SECTION 11 HORSES, PONIES, MULES, BURROS, AND DONKEYS

1. Did you or anyone else have any horses, ponies, mules, burros, or donkeys on this operation in 2017?

1247 1  **Yes** - Complete this section      3  **No** - Go to SECTION 12

Report inventory and sales for this operation in 2017

• Include the value of your landlord's share, marketing charges, taxes, hauling, etc.

	Mark "X" if None	Number on this operation December 31, 2017	Total Number Sold in 2017	Gross Value of Sales in 2017 (Dollars)
2. Horses and ponies OWNED by this operation. . . . . 0872	<input type="checkbox"/>			\$ .00
3. Horses and ponies NOT owned by this operation. . . . . 0822	<input type="checkbox"/>			\$ .00
4. Mules, burros, and donkeys . . . . . 0833	<input type="checkbox"/>			\$ .00

5. Horse breeding or stud fees, semen, and other equine products (Exclude income from boarding, training, or riding facilities which should be reported in SECTION 20, item 7). . . . . 1406

Mark "X" if None

Gross Value of Sales in 2017 (Dollars)	
\$	.00



## SECTION 12 CATTLE AND CALVES

1. Did you or anyone else have any cattle or calves, including dairy cattle, on this operation in 2017?

INCLUDE

- cattle on this operation
- cattle on public or industrial property under a grazing permit
- cattle on land used rent free by this operation
- cattle grown or fed on this operation for others on a custom or contract basis

EXCLUDE

- cattle grown or fed by someone else on a custom or contract basis

1201 1  **Yes** - Complete this section      3  **No** - Go to SECTION 13

2. Of the total number of cattle and calves on hand December 31, 2017, how many were –

	Mark "X" if None	Number on this operation December 31, 2017
a. Beef cows? Include beef heifers that had calved. Exclude heifers that had not calved, steers, calves, and bulls. . . . .	0804 <input type="checkbox"/>	
b. Milk cows kept for production of milk? Include dry milk cows and milk heifers that had calved. . . . .	0805 <input type="checkbox"/>	
c. Other cattle and calves? Include heifers that had not calved, steers, calves, and bulls . . . . .	1206 <input type="checkbox"/>	
d. <b>TOTAL</b> cattle and calves on hand December 31, 2017. Add items 2a, 2b, and 2c . . . . .	0803 <input type="checkbox"/>	

3. Of the cattle and calves sold or moved from this operation during 2017, how many were –

		Total number sold or moved in 2017
a. Calves sold or moved from this operation in 2017 weighing less than 500 pounds? . . . . .	0808 <input type="checkbox"/>	
b. Cattle sold or moved from this operation in 2017, including calves weighing 500 pounds or more? . . . . .	0810 <input type="checkbox"/>	

4. Report gross value of sales of cattle and calves in 2017. Include the value of your landlord's share, marketing charges, taxes, hauling, etc. Exclude dollars for items produced under production contracts.

INCLUDE

- beef and dairy cattle for breeding stock, and beef and dairy cull animals
- fed cattle, stockers, and feeders
- veal calves, etc.. . . . .

		Gross Value of Sales (Dollars)
. . . . .	1339 <input type="checkbox"/>	\$ .00
5. Sales of milk from cows . . . . .	1380 <input type="checkbox"/>	\$ .00

6. **CATTLE IN FEEDLOTS FOR SLAUGHTER MARKET**

INCLUDE

- steers and heifers for slaughter market fed a ration of grain or other concentrates that are expected to produce a carcass that will grade select or better

EXCLUDE

- cows and bulls
- cattle being backgrounded, pastured only, fed for home use, or veal

		Number on this operation December 31, 2017
a. How many steers and heifers reported in item 2c above were on feed December 31, 2017, and were or will be shipped directly from your feedlot to slaughter market? Exclude cattle being backgrounded. . . . .	1207 <input type="checkbox"/>	
b. How many of the steers and heifers sold during 2017 reported in item 3b above were shipped directly from your feedlot to a slaughter market? Exclude any of your cattle custom fed in feedlots operated by others. Exclude cattle sold as feeders. . . . .	0812 <input type="checkbox"/>	

## SECTION 13 OTHER CROP AND LIVESTOCK COMMODITIES

1. In 2017, how many acres of the following crops were grown or harvested on this operation? Exclude home garden, personal or home use crops.	Mark "X" if None	Acres	Tenths
a. Vegetables, potatoes, sweet corn, or melons? . . . . . 0375	<input type="checkbox"/>		
b. Fruit or nut trees, including grapevines?. . . . . 0121	<input type="checkbox"/>		
c. Strawberries or other berries?. . . . . 1045	<input type="checkbox"/>		
d. Nursery, floriculture, or greenhouse crops, including ornamental plants, flowers, mushrooms, aquatic plants, sod, food and other crops grown under protection, and vegetable seeds? . . . . . 1441	<input type="checkbox"/>		
		Acres	
e. Cultivated Christmas trees or short rotation woody crops?. . . . . 1442	<input type="checkbox"/>		
		Gallons	
2. In 2017, how many gallons of maple syrup were produced?. . . . . 0801	<input type="checkbox"/>		
		Number of colonies owned on December 31, 2017	
3. In 2017, how many honey bee colonies did this operation own, regardless of location? . . . . . 0839	<input type="checkbox"/>		
		Number owned or custom fed on December 31, 2017	
4. In 2017, how many sheep, lambs, goats or kids did this operation own or custom feed for others, regardless of location? . . . . . 4135	<input type="checkbox"/>		
		Number on this operation December 31, 2017	
5. In 2017, how many hogs and pigs, aquaculture, poultry, or other livestock or livestock products not already reported were produced on this operation?			
a. Hogs and pigs? . . . . . 0815	<input type="checkbox"/>		
b. Aquaculture? Specify: <input type="text"/> . . . . . 1158	<input type="checkbox"/>		
c. Poultry? . . . . . 4136	<input type="checkbox"/>		
d. Any other livestock or livestock products not previously reported? . . . . . 0867	<input type="checkbox"/>		

## SECTION 14 FOOD MARKETING PRACTICES

1. During 2017, did this operation produce and sell any crops, livestock, poultry or agricultural products that were food for humans to eat or drink?

**INCLUDE**

- edible agricultural products for human consumption

**EXCLUDE**

- non-edible products such as hay, cut flowers, Christmas trees, nursery products, etc.
- commodities produced under production contracts
- products purchased and resold

2750 1  **Yes** - Complete this section      3  **No** - Go to SECTION 15

2. How much was received in 2017 for the food produced and sold directly to:

a. <b>Consumers:</b> Farmers markets, on-farm stores or farm stands, roadside stands or stores, u-pick, CSA (Community Supported Agriculture), online marketplaces, etc.? . . . . . 4160	Mark "X" if None	Gross Value of Sales (Dollars)
		\$ <input type="text"/> .00

(i) Specify the food(s) that was produced and sold directly to consumers in 2017 . . . . . 4161

b. <b>Retail Markets, Institutions, or Food Hubs for Local or Regionally Branded Products:</b> Supermarkets, supercenters, restaurants, caterers, independently owned grocery stores, food cooperatives, K-12 schools, colleges or universities, hospitals, workplace cafeterias, prisons, foodbanks, etc.? . . . . . 2752	Mark "X" if None	Gross Value of Sales (Dollars)
		\$ <input type="text"/> .00

(i) Specify the food(s) that was produced and sold directly to retail markets, institutions, or food hubs in 2017 . . . . . 2751

## SECTION 15 FERTILIZERS, CHEMICALS, AND SOIL CONDITIONERS APPLIED

1. Were any fertilizers, manure, herbicides, insecticides, fungicides, nematicides, other pesticides, growth regulators, or other chemicals used on this operation during 2017?

INCLUDE

- rock phosphate, lime, and gypsum as fertilizer

EXCLUDE

- pretreated seeds

1568 1  **Yes** - Complete this section      3  **No** - Go to SECTION 16

		Mark "X" if None	Number of Acres
2.	Acres to which commercial fertilizer and soil conditioners were applied –		
a.	Cropland in 2017 – Exclude cropland used only for pasture. . . . . 0932	<input type="checkbox"/>	
b.	Pastureland and rangeland acres in 2017 – Include cropland used only for pasture or grazing . . . . . 0933	<input type="checkbox"/>	
3.	Acres of cropland and pastureland on which animal manure was applied . . . 1569	<input type="checkbox"/>	
4.	Acres of cropland and/or pastureland treated with organic fertilizer according to USDA's National Organic Program (NOP) standards. . . . . 1570	<input type="checkbox"/>	
5.	Acres on which chemicals were applied to control the items listed below. The same acres can be reported in more than one item below. However, report acres only once for each item, regardless of the number of applications.		Number of Acres
a.	Insects. . . . . 0936	<input type="checkbox"/>	
b.	Weeds, grass, or brush - Include both pre-emergence and post emergence. . . . . 0939	<input type="checkbox"/>	
c.	Nematodes. . . . . 0937	<input type="checkbox"/>	
d.	Diseases in crops and orchards such as blight, smut, rust, etc. . . . . 0938	<input type="checkbox"/>	
6.	Acres of crops treated to control growth, thin fruit, ripen, or defoliate. . . . . 0940	<input type="checkbox"/>	

## SECTION 16 MACHINERY AND EQUIPMENT

1. For the items listed below, report the number on this operation on **December 31, 2017**. Include machinery, equipment, and implements used for the farm or ranch business in 2016 or 2017 and usually kept on the operation.

	Mark "X" if None	Number on this operation December 31, 2017	Mark "X" if None	Of these, the number manufactured in the last 5 years (2013-2017)
a. Trucks, including pickups . . . . . 0944	<input type="checkbox"/>		<input type="checkbox"/>	
b. Tractors less than 40 horsepower (PTO) – Exclude garden tractors . . . . . 0946	<input type="checkbox"/>		<input type="checkbox"/>	
c. Tractors 40 - 99 horsepower (PTO) . . . . . 0948	<input type="checkbox"/>		<input type="checkbox"/>	
d. Tractors 100 horsepower (PTO) or more. . . . . 0962	<input type="checkbox"/>		<input type="checkbox"/>	
e. Grain and bean combines, self-propelled. . . . . 0950	<input type="checkbox"/>		<input type="checkbox"/>	
f. Cotton pickers and strippers, self-propelled. . . . . 0956	<input type="checkbox"/>		<input type="checkbox"/>	
g. Forage harvesters, self-propelled. . . . . 0953	<input type="checkbox"/>		<input type="checkbox"/>	
h. Hay balers. . . . . 0960	<input type="checkbox"/>		<input type="checkbox"/>	

**SECTION 17 PRACTICES**

1. At any time during 2017, did this operation –
  - a. Have any renewable energy producing systems (solar panels, geothermal/geoexchange systems, wind turbines, etc.), regardless of ownership, on this operation? . . . . . 3601 1  Yes 3  No
  - b. Lease to others any wind rights that were owned by this operation? . . . . . 3607 1  Yes 3  No
  - c. Harvest any biomass (crop residue, grasses, woody biomass, etc.) for use in the production of renewable energy? Exclude grains, oilseeds, and firewood . . . . . 1750 1  Yes 3  No
  - d. Receive irrigation water supplied by a U.S. Bureau of Reclamation project or facility? Include reclamation water delivered by a local district. . . . . 1722 1  Yes 3  No
  - e. Practice rotational or management-intensive grazing? . . . . . 1725 1  Yes 3  No
  - f. Practice alley cropping, silvopasture, or forest farming, or have riparian forest buffers or windbreaks? . . . . . 1731 1  Yes 3  No
  - g. Have an on-farm packing facility for distributing vegetables, potatoes, fruit, nuts, berries, or other crops? . . . . . 1752 1  Yes 3  No
  - h. Raise or sell veal calves? . . . . . 1728 1  Yes 3  No
  - i. Have a barn that was built prior to 1960? . . . . . 1730 1  Yes 3  No

2. During 2017, did this operation produce organic products according to the USDA's National Organic Program (NOP) standards or have acres transitioning into USDA NOP production?

3501 1  **Yes - Continue** 3  **No - Go to item 3**

Specify Certifying Agency
1252

a. Which agency or organization certified the organic production? . . .

3. During 2017, were you a production contract grower for a processor or contractor for whom you grew a crop, raised livestock or poultry, or custom fed any livestock that you did not own? A production contract is an agreement setting terms, conditions, and fees to be paid by the contractor to this operation for the production of crops, livestock, or poultry. . . . . 1301 1  Yes 3  No

4. During 2017, did this operation produce and sell any processed or value-added products from its own agricultural production?

- |   |   |
|---|---|
| <p><u>INCLUDE</u></p> <ul style="list-style-type: none"> <li>• jam, wine, cheese, meat, floral arrangements, cider, etc.</li> </ul> | <p><u>EXCLUDE</u></p> <ul style="list-style-type: none"> <li>• products purchased and resold</li> <li>• live animals</li> </ul> |
|---|---|

1726 1  **Yes - Continue** 3  **No - Go to item 5**

Gross Value of Sales (Dollars)
\$ .00

a. How much was received in 2017 for the sales of the processed or value-added product(s)? . . . . . 2727

2726

b. Please specify the processed or value added product(s) . . . .

5. At any time during 2017, did this operation have internet access, either on the operation or at an operator's residence?

1260 1  **Yes – Report the type of service that was used to access the internet. Mark all that apply:**

- |                                       |   |   |  |
|---------------------------------------|---|---|--|
| 1261 <input type="checkbox"/> Dial-up | 1263 <input type="checkbox"/> Cable modem | 1265 <input type="checkbox"/> Mobile internet service for a cell phone or other device (tablet, iPad, etc.) | 1775 <input type="checkbox"/> Don't know             |
| 1262 <input type="checkbox"/> DSL     | 1264 <input type="checkbox"/> Fiber-optic | 1266 <input type="checkbox"/> Satellite   | 1268 <input type="checkbox"/> Other, specify below ↴ |

3  **No – Go to SECTION 18**

1269

## SECTION 18 PRODUCTION EXPENSES

Report total production expenses paid by this operation in 2017.

**INCLUDE**

- expenses paid by you and your landlords
- expenses connected with performing customwork for others

**EXCLUDE**

- expenses not related to the farm business
- any expenses paid by the contractor

EXPENSES PAID BY THIS OPERATION AND ITS LANDLORD(S)

	Mark "X" if None	Dollars				
1. Fertilizer, lime, and soil conditioners purchased. Include rock phosphate, gypsum, manure purchased, potting soil, growing media, and other organic materials. Include the cost of any custom application . . . . 1501	<input type="checkbox"/>	\$ .00				
2. Chemicals purchased such as insecticides, herbicides, fungicides, other pesticides, etc. Include the cost of custom application. . . . . 1502	<input type="checkbox"/>	\$ .00				
3. Seeds, plants, vines, trees, etc. purchased. Include technology or other fees, seed treatments, and seed cleaning cost. Exclude items purchased for resale without additional growth . . . . . 1503	<input type="checkbox"/>	\$ .00				
a. Of the total in item 3, how much was for cover crop seed? . . . . . 2753		<table border="1"> <thead> <tr> <th>Mark "X" if None</th> <th>Dollars</th> </tr> </thead> <tbody> <tr> <td><input type="checkbox"/></td> <td>\$ .00</td> </tr> </tbody> </table>	Mark "X" if None	Dollars	<input type="checkbox"/>	\$ .00
Mark "X" if None	Dollars					
<input type="checkbox"/>	\$ .00					
4. Breeding livestock purchased or leased, regardless of age. Include dairy cattle . . . . . 1504	<input type="checkbox"/>	\$ .00				
5. All other livestock and poultry purchased or leased. Include stocker and feeder cattle, calves, sheep, lambs, feeder pigs, chicks, pullets, poult, horses, fish, goats, bee colonies, etc. Include livestock leasing expense . . . . 1505	<input type="checkbox"/>	\$ .00				
6. Feed purchased for livestock and poultry. Include grain, hay, silage, mixed feeds, concentrates, supplements, premixes, etc. . . . . 1506	<input type="checkbox"/>	\$ .00				
7. Gasoline, fuels, and oils purchased for the farm business. Include diesel, natural gas, LP gas, motor oil, grease, etc. . . . . 1507	<input type="checkbox"/>	\$ .00				
8. Utilities purchased for the farm business. Include electricity, farm share of telephone, water purchased, etc. . . . . 1508	<input type="checkbox"/>	\$ .00				
9. Repairs, supplies, and maintenance cost for the farm business. . . . . 1509	<input type="checkbox"/>	\$ .00				
10. Labor –						
a. Hired farm and ranch labor. Include employer's cost for social security, worker's compensation, health and life insurance premiums, pension plans, etc. . . . . 1510	<input type="checkbox"/>	\$ .00				
b. Contract labor. Include expenses for labor, such as harvesting of fruit, vegetables, berries, etc. performed on a contract basis by a contractor, crew leader, etc. . . . . 1511	<input type="checkbox"/>	\$ .00				
11. Customwork and custom hauling, such as custom planting, harvesting, etc. and custom hauling of grain, livestock, milk, manure, etc. . . . . 1512	<input type="checkbox"/>	\$ .00				
12. Rent –						
a. Cash rent paid in 2017 for land and buildings. Include grazing fees . . . . 1513	<input type="checkbox"/>	\$ .00				
b. Rent and lease expenses for machinery, equipment, and farm share of vehicles. Exclude custom hire . . . . . 1514	<input type="checkbox"/>	\$ .00				
13. Interest paid on debts –						
a. Secured by real estate. . . . . 1515	<input type="checkbox"/>	\$ .00				
b. Not secured by real estate. . . . . 1516	<input type="checkbox"/>	\$ .00				
14. Property taxes paid in 2017. Include farm real estate, machinery, livestock, etc. for the farm business. Exclude taxes paid by this operation's landlords. . . . . 1517	<input type="checkbox"/>	\$ .00				
15. Medical supplies, veterinary, and custom services for livestock. Include artificial insemination (AI), branding, breeding fees, caaponizing, castrating, custom feed processing, hormone injections, performance testing, pregnancy testing, seining, sheep shearing, etc. Exclude manure disposal. . . 1935	<input type="checkbox"/>	\$ .00				
16. Other production expenses. Include storage and warehousing, marketing expenses, insurance, etc. Exclude health insurance premiums and payroll taxes . . . . . 1518	<input type="checkbox"/>	\$ .00				
17. Total production expenses (add items 1-16) . . . . . 1936	<input type="checkbox"/>	\$ .00				



**SECTION 18 CONTINUED –**

	Mark "X" if None	Dollars
18. How much did your landlord(s) pay for the production expenses for this operation in 2017? . . . . . 1519	<input type="checkbox"/>	\$ .00
19. What was the value of your landlord's share of the total sales produced by this operation? Exclude cash rent . . . . . 1349	<input type="checkbox"/>	\$ .00
20. What was the total depreciation expense claimed by this operation in 2017 for all capital assets? Estimate 2017 from 2016 if necessary. . . . . 1520	<input type="checkbox"/>	\$ .00

**SECTION 19 MARKET VALUE OF LAND, BUILDINGS, MACHINERY, AND EQUIPMENT**

	Mark "X" if None	Estimated Market Value (Dollars)
1. Report your estimate of the <b>current market value</b> of land and buildings reported in SECTION 1.		
a. All land and buildings owned . . . . . 0996	<input type="checkbox"/>	\$ .00
b. All land and buildings rented or leased from others. . . . . 0997	<input type="checkbox"/>	\$ .00
c. All land and buildings rented or leased to others. . . . . 0998	<input type="checkbox"/>	\$ .00
2. What is your estimate of the <b>current value of all machinery, equipment, and implements</b> used for farm-related activities on this operation, regardless of ownership, on <b>December 31, 2017</b> ? . . . . . 0943	<input type="checkbox"/>	\$ .00

*INCLUDE - the following if kept on this operation and used for this farm or ranch business in 2017.*

- cars           • trucks       • tractors   • tools       • dairy equipment
- combines   • plows       • disks      • harrows   • irrigation equipment
- pumps      • motors     • tanks     • feeders   • grinding and mixing equipment, etc.
- dryers      • computers

**SECTION 20 INCOME FROM FARM-RELATED SOURCES**

Report the gross dollar amount received before taxes and expenses in 2017 for –

	Mark "X" if None	Gross Dollars
1. Customwork and other agricultural services provided for farmers and others, such as plowing, planting, spraying, harvesting, preparation of products for market, etc. Exclude if customwork was an entirely separate business from your agricultural operation . . . . . 0992	<input type="checkbox"/>	\$ .00
2. Payments received from cash rent or share payments from renting out farmland or payments from lease of allotments. Include payments for livestock pastured on a per-head basis, per-month basis, AUM basis, etc. . . . . 0993	<input type="checkbox"/>	\$ .00
3. Sales of forest products. Include timber, firewood, etc. Exclude sales of Christmas trees, short rotation woody crops, and maple products . . . . . 0994	<input type="checkbox"/>	\$ .00
4. Agri-tourism and recreational services, such as farm tours, hay rides, hunting, fishing, etc. . . . . 1401	<input type="checkbox"/>	\$ .00
5. Patronage dividends and refunds from cooperatives . . . . . 1402	<input type="checkbox"/>	\$ .00
6. Crop and livestock insurance payments received. Exclude payments received from casualty insurance, vehicle liability, blanket policies, and operator dwelling insurance . . . . . 1404	<input type="checkbox"/>	\$ .00
7. Other income which is closely related to the agricultural operation. Include renting and leasing farm machinery and trucks, renting and leasing of livestock, bee colony rental, animal boarding, state fuel tax refunds, farm-generated energy, etc. Specify ↴		
1433 <input style="width: 400px; height: 20px;" type="text"/> . . . 1403	<input type="checkbox"/>	\$ .00



**SECTION 21 AGRICULTURAL ACTIVITY WITHIN THE BORDERS OF AMERICAN INDIAN RESERVATIONS, PUEBLOS, AND SERVICE AREAS**

1. Did this operation use any land for livestock or cropland within the borders of an American Indian Reservation, Pueblo, or Service Area at any time during 2017? Include owned, deeded, tribal, or allotted land.

1050 1  **Yes** - Complete this section      3  **No** - Go to SECTION 22

2. Enter the name and state of the American Indian Reservation, Pueblo, or Service Area where the agricultural activity occurred.

1051	Reservation, Pueblo, or Service Area Name		1052	State
	<input style="width: 95%;" type="text"/>			<input style="width: 95%;" type="text"/>

3. How many total acres did this operation use for livestock or cropland within this Reservation, Pueblo, or Service Area in 2017? Exclude land used on a per-head or animal unit month (AUM) basis . . . . . 1053

Number of Acres
<input style="width: 95%;" type="text"/>
<input style="width: 95%;" type="text"/>

a. How many of these acres were harvested cropland? . . . . . 1054

4. In 2017, did this operation have any livestock within the borders of an American Indian Reservation, Pueblo, or Service Area? Include livestock on land used on a per-head or animal unit month (AUM) basis.

1056 1  **Yes** - Continue      3  **No** - Go to SECTION 22

a. On **December 31, 2017**, what percent of this operation's livestock was on this Reservation, Pueblo, or Service Area?

1057 1  None      3  26 - 50 percent      5  76 - 99 percent  
 2  1 - 25 percent      4  51 - 75 percent      6  100 percent (all livestock)

**SECTION 22 CONCLUSION**

1. Is it possible that the agricultural activity information reported for this operation could also be reported by another operation?

1080 1  **Yes** - Provide the other name and address below      3  **No** - Go to item 2

	Possible Duplicate Name		Address
1081	<input style="width: 95%;" type="text"/>	1082	<input style="width: 95%;" type="text"/>
	City	State	Zip
1083	<input style="width: 95%;" type="text"/>	1084	1085 <input style="width: 15%;" type="text"/>

2. Do you (the individual named on the label) make any day-to-day decisions for **another** farm or ranch? It is important that the Census of Agriculture accurately accounts for all of your farm or ranch operations.

1086 1  **Yes** - Enter the information of the additional farm or ranch below      3  **No** - Go to item 3

Additional Farm or Ranch	Area Code and Phone Number
1088 <input style="width: 95%;" type="text"/>	1089 <input style="width: 15%;" type="text"/> - <input style="width: 15%;" type="text"/> - <input style="width: 20%;" type="text"/>

a. Did you receive a 2017 Census of Agriculture report form for this additional farm or ranch?

1087 1  **Yes**      3  **No**

b. Did you include all data from this additional farm or ranch on THIS REPORT? Do not make changes to the data in this report, regardless of your answer.

1091 1  **Yes**      3  **No**

3. Return your form in the envelope provided. **Thank you** for your participation.