

UNITED STATES 2017 CENSUS OF AGRICULTURE

Form Number: 17-A101
(09/22/2016)



National Agricultural
Statistics Service

Return your
completed report to:
Census of Agriculture
1201 East 10th Street
Jeffersonville, IN 47132

17-A101

OFFICE USE ONLY

0013		
0011	0012	
0014	0015	0016
0021	0022	0023

Make corrections to name, address, and ZIP code if necessary.

Complete your report by mail or via the internet at www.agcounts.usda.gov.

- **Your report is due by February 5, 2018.**
- To fill out the paper form, use a black or blue ballpoint pen.
- **Duplicate forms?** If you received extra Census report forms for the SAME farming operation, return all report forms in the same envelope with this completed report.

Print the information below for the person completing this form:

Name
1092

Area Code and Phone Number
1093 - -

Date Completed (MM-DD-YYYY)
1094 - -

E-mail
1095

THANK YOU FOR YOUR COOPERATION.
Questions? Call us toll free at 1-888-424-7828.

¿Preguntas? Llámenos libre de cargos al 1-888-424-7828.

The information you provide will be used for statistical purposes only. In accordance with the Confidential Information Protection provisions of Title V, Subtitle A, Public Law 107-347 and other applicable Federal laws, your responses will be kept confidential and will not be disclosed in identifiable form to anyone other than employees or agents. By law, every employee and agent has taken an oath and is subject to a jail term, a fine, or both if he or she willfully discloses ANY identifiable information about you or your operation. Response to this survey is required by law under Title 7 USC 2204(g) Public Law 105-113.

According to the Paperwork Reduction Act of 1995, an agency may not conduct or sponsor, and a person is not required to respond to, a collection of information unless it displays a valid OMB control number. The valid OMB number is 0535-0226. The time required to complete this information collection is estimated to average 50 minutes per response, including the time for reviewing instructions, searching existing data sources, gathering and maintaining the data needed, and completing and reviewing the collection of information.

SECTION 1 ACREAGE IN 2017

Report land owned, rented, or used by you, your spouse, or by the partnership, corporation, or organization named on the front of this form. Include ALL LAND, REGARDLESS OF LOCATION OR USE - cropland, Conservation Reserve Program (CRP) and Wetlands Reserve Program (WRP) land, pastureland, rangeland, woodland, idle land, farmsteads, etc.

1. Number of acres OWNED. 0043 Mark "X" if None

BOX A

2. Total number of acres RENTED or LEASED FROM OTHERS

<p><u>INCLUDE</u></p> <ul style="list-style-type: none"> • all land rented from others, including individuals • Federal, State, and railroad land leased on a per acre basis 	<p><u>EXCLUDE</u></p> <ul style="list-style-type: none"> • land used on a fee per-head or animal unit month (AUM) basis. 0044
------------------------------------------------------------------------------------------------------------------------------------------------------------------------------------------------------	------------------------------------------------------------------------------------------------------------------------------------------------------

0044

BOX B

3. Number of acres RENTED or LEASED TO OTHERS

<p><u>INCLUDE LAND</u></p> <ul style="list-style-type: none"> • worked on shares by others • subleased • rented or leased to others for cash • used rent free in exchange for services, payment of taxes, etc. 	<p><u>EXCLUDE acres enrolled in:</u></p> <ul style="list-style-type: none"> • Conservation Reserve Program (CRP) • Wetlands Reserve Program (WRP) • Farmable Wetlands Program (FWP) • Conservation Reserve Enhancement Program (CREP) • acres rented or leased to others part of the year. 0045
----------------------------------------------------------------------------------------------------------------------------------------------------------------------------------------------------------------------------------------------------------	------------------------------------------------------------------------------------------------------------------------------------------------------------------------------------------------------------------------------------------------------------------------------------------------------------------------------------------------------------

0045

BOX C

a. How many acres rented or leased to others (Box C above) did this operation own? 0053 Mark "X" if None

Number of Acres

4. Enter the figures from the boxes above to determine your total acres operated:

BOX A	+	BOX B	-	BOX C	=	0046	BOX D

5. Does the figure in **Box D** = 0?

Yes - Refer to the instruction sheet to complete this form

No - Continue

6. Did this operation pay on a fee per-head or animal unit month (AUM) basis to use any land? 0040

1 **Yes** - Continue 3 **No** - Go to item 7

Don't Know 0041

Number of Acres

b. DO NOT include these acres in the boxes above. If you did, **GO BACK** and **EXCLUDE** them from the boxes above and recalculate BOX D.

7. Considering the total acres in Box D above, in what county was the largest value of this operation's agricultural products raised or produced?

Principal County Name	State	Number of Acres

a. If this operation had agricultural activity in any **other** county, enter the county name(s), etc.

Other County Name(s)	State	Number of Acres

SECTION 2 LAND USE IN 2017

Report how the acres in Box D on the previous page were used.

- For acres used for more than one purpose, report them in the first item that applies.
- Report each acre only once on this page.
- Report acres in CRP, WRP, FWP, and CREP in the most appropriate land use below.

1. Cropland

a. Cropland harvested

INCLUDE

- land from which field crops were harvested or hay was cut
- land used for vegetables
- land used for nursery and greenhouses (rounded to the nearest acre)
- land used for orchards, vineyards, citrus groves, Christmas trees, short rotation woody crops, fruits, nuts, and berries (bearing and nonbearing) 0787

Mark "X" if None

Number of Acres

--

b. Cropland on which all crops failed or were abandoned – Exclude land in orchards and vineyards 0790

--

c. Cropland in summer fallow (cultivated cropland on which no crops or hay were harvested during the 2017 growing season). 0791

--

d. Cropland in pineapples or sugarcane not harvested in 2017 0792

--

e. Cropland idle or used for cover crops or soil-improvement but not harvested and not pastured or grazed. 1062

--

2. Pasture

a. Permanent pasture and rangeland 0796

--

b. Woodland pastured. 0794

--

c. Other pasture and grazing land (including rotational pasture) that could have been used for crops without additional improvements. 0788

--

3. Woodland not pastured

INCLUDE

- woodlots
- timber tracts
- sugarbush 0795

--

4. All other land

INCLUDE

- farmsteads, home, and buildings
- livestock facilities
- ponds
- roads
- wasteland, etc. 0797

--

BOX E

5. **TOTAL ACRES** - Add items 1-4 to determine your total acres operated 0798

--

6. Does **Box E** above = **Box D** on the previous page?

Yes - Continue

No - Go back and correct your figures. These figures should be the same.

The acres in Box E will be referred to as “this operation” for the remainder of this form.

SECTION 3 LAND RENTED OR LEASED FROM OTHERS FOR CASH

1. In 2017, did this operation **rent or lease** any cropland or pasture acres from others **for cash**? Exclude land rented or leased on a share basis, per-head or AUM basis, free of charge, and rent that includes buildings, such as barns.

3420 1 **Yes** - Complete this section 3 **No** - Go to SECTION 4

Mark "X" if None

		Number of Acres
2.	How many acres of non-irrigated cropland were rented or leased for cash? Include fruit, nut, berry, vineyard, nursery, and hay land 3421	<input type="checkbox"/>
3.	How many acres of irrigated cropland were rented or leased for cash? Include fruit, nut, berry, vineyard, nursery, and hay land 3424	<input type="checkbox"/>
4.	How many acres of permanent pasture, grazing, or grassland were rented or leased for cash? Exclude Federal, State, and other types of land rented or leased on an animal unit month (AUM) basis 3427	<input type="checkbox"/>

SECTION 4 LAND USE PRACTICES

1. During 2017, considering the **total acres** on this operation, how many acres –

Mark "X" if None

		Number of Acres
a.	Were drained by tile? 3450	<input type="checkbox"/>
b.	Were artificially drained by ditches? 3451	<input type="checkbox"/>
c.	Were under a conservation easement? 3452	<input type="checkbox"/>
2.	During 2017, considering the cropland acres on this operation, [on] how many acres –	
a.	Were no-till practices used? 3455	<input type="checkbox"/>
b.	Were reduced (conservation) tillage, excluding no-till, practices used? 3454	<input type="checkbox"/>
c.	Were intensive (conventional) tillage practices used? 3453	<input type="checkbox"/>
d.	Were planted to a cover crop? (Cover crops are planted primarily for managing soil fertility, soil quality, and controlling weeds, pests, and diseases.) Exclude CRP acres. 3456	<input type="checkbox"/>

3. During 2017, considering the **acres irrigated** by sprinklers, flooding, ditches or furrows, drip or trickle irrigation, etc. on this operation –

		Irrigated Acres
a.	How many acres of harvested cropland were irrigated? 0680	<input type="checkbox"/>
b.	How many acres of pastureland, rangeland, abandoned cropland, and other land were irrigated? 0681	<input type="checkbox"/>
4.	How many acres on this operation were irrigated at least once in the past five years (2013-2017)? 5680	<input type="checkbox"/>



SECTION 5 CROP INSURANCE AND GOVERNMENT PROGRAMS




		Mark "X" if None	Number of Acres
1. How many acres in this operation were covered under any crop insurance policy in 2017?	1067	<input type="checkbox"/>	
2. How many acres in this operation were enrolled in the Conservation Reserve Program (CRP), Wetlands Reserve Program (WRP), Farmable Wetlands Program (FWP), or Conservation Reserve Enhancement Program (CREP) on September 30, 2017?	0683	<input type="checkbox"/>	
			Dollars
a. What was the amount received in 2017 for participation in these programs?	0685	<input type="checkbox"/>	\$.00
3. What was the amount received in 2017 for all other Federal agricultural program payments? Exclude any type of insurance payments received.	1422	<input type="checkbox"/>	\$.00
4. What was the amount received in 2017 from state and local government agricultural program payments?	1423	<input type="checkbox"/>	\$.00
5. What was the total amount received in 2017 from Commodity Credit Corporation (CCC) loans for all commodities?	1411	<input type="checkbox"/>	\$.00
6. What was the total amount spent in 2017 to repay CCC loans?	1414	<input type="checkbox"/>	\$.00
7. Do you know that you have the right to appeal an adverse program decision to USDA's National Appeals Division?	1416	1 <input type="checkbox"/> Yes 3 <input type="checkbox"/> No	

SECTION 6 TYPE OF ORGANIZATION

1. In 2017, was more than 50 percent of this operation owned by an operator's household and/or extended family?
 Mark "yes" if more than 50 percent of the assets of this operation are owned by one of the operators, members of their household, and/or other persons related to them by blood, marriage, or adoption, including relatives not residing in his/her household. Consider only farm and ranch assets owned – not rented or leased – by this operation, and exclude the assets held by non-family landlords and contractors 1672 1 Yes 3 No

2. Was this operation organized as a Limited Liability Company (LLC) under State law? . . . 1673 1 Yes 3 No

3. In 2017, what was this operation's legal status for tax purposes? Mark one answer only:
 1671

1 <input type="checkbox"/> Family or individual operation – Exclude partnerships and corporations.
2 <input type="checkbox"/> Partnership operation – Include family partnerships.  • Is this partnership registered under state law? . . . 1567 1 <input type="checkbox"/> Yes 3 <input type="checkbox"/> No
3 <input type="checkbox"/> Incorporated under state law –  • Is this a family-held corporation? 1681 1 <input type="checkbox"/> Yes 3 <input type="checkbox"/> No  • Are there more than 10 stockholders? 1683 1 <input type="checkbox"/> Yes 3 <input type="checkbox"/> No
4 <input type="checkbox"/> Other, such as estate or trust, prison farm, grazing association, American Indian Reservation, etc. Specify type. 1685 <input type="text"/>

4. In 2017, how many households shared in the net farm income of this operation? 1608

SECTION 7 PERSONAL CHARACTERISTICS

1. In 2017, how many men and women were involved in decisions for this operation (include family members and hired managers)? Exclude hired workers unless they were a hired manager or family member. 1571

Men	Women

2. Answer the following questions for up to four individuals who were involved in the decisions for this operation as of **December 31, 2017**.

	Person 1	Person 2	Person 3	Person 4
	1836	1852	1872	1873
a. Full name				
b. Is this person completing this form?	1610 1 <input type="checkbox"/> Yes 3 <input type="checkbox"/> No	1611 1 <input type="checkbox"/> Yes 3 <input type="checkbox"/> No	1612 1 <input type="checkbox"/> Yes 3 <input type="checkbox"/> No	1613 1 <input type="checkbox"/> Yes 3 <input type="checkbox"/> No
c. Sex	1926 1 <input type="checkbox"/> Male 2 <input type="checkbox"/> Female	1586 1 <input type="checkbox"/> Male 2 <input type="checkbox"/> Female	1597 1 <input type="checkbox"/> Male 2 <input type="checkbox"/> Female	1614 1 <input type="checkbox"/> Male 2 <input type="checkbox"/> Female
d. What was this person's age on December 31, 2017?	1925 <input style="width: 50px; height: 20px;" type="text"/> age	1585 <input style="width: 50px; height: 20px;" type="text"/> age	1596 <input style="width: 50px; height: 20px;" type="text"/> age	1615 <input style="width: 50px; height: 20px;" type="text"/> age
e. Is this person of Hispanic, Latino, or Spanish origin?	1927 Hispanic, Latino, or Spanish origin 1 <input type="checkbox"/> Yes 3 <input type="checkbox"/> No	1587 Hispanic, Latino, or Spanish origin 1 <input type="checkbox"/> Yes 3 <input type="checkbox"/> No	1598 Hispanic, Latino, or Spanish origin 1 <input type="checkbox"/> Yes 3 <input type="checkbox"/> No	1622 Hispanic, Latino, or Spanish origin 1 <input type="checkbox"/> Yes 3 <input type="checkbox"/> No
f. Race	<p>Mark one or more.</p> 2703 <input type="checkbox"/> American Indian or Alaska Native. Specify tribe <input style="width: 20px;" type="text"/>	<p>Mark one or more.</p> 1803 <input type="checkbox"/> American Indian or Alaska Native. Specify tribe <input style="width: 20px;" type="text"/>	<p>Mark one or more.</p> 1903 <input type="checkbox"/> American Indian or Alaska Native. Specify tribe <input style="width: 20px;" type="text"/>	<p>Mark one or more.</p> 1618 <input type="checkbox"/> American Indian or Alaska Native. Specify tribe <input style="width: 20px;" type="text"/>
	2733 <input style="width: 50px; height: 20px;" type="text"/>	1833 <input style="width: 50px; height: 20px;" type="text"/>	1933 <input style="width: 50px; height: 20px;" type="text"/>	1619 <input style="width: 50px; height: 20px;" type="text"/>
	2806 <input type="checkbox"/> Chinese	1808 <input type="checkbox"/> Chinese	1908 <input type="checkbox"/> Chinese	2906 <input type="checkbox"/> Chinese
	2807 <input type="checkbox"/> Filipino	1810 <input type="checkbox"/> Filipino	1910 <input type="checkbox"/> Filipino	2907 <input type="checkbox"/> Filipino
	2808 <input type="checkbox"/> Japanese	1807 <input type="checkbox"/> Japanese	1907 <input type="checkbox"/> Japanese	2908 <input type="checkbox"/> Japanese
	2809 <input type="checkbox"/> Korean	1809 <input type="checkbox"/> Korean	1909 <input type="checkbox"/> Korean	2909 <input type="checkbox"/> Korean
	2810 <input type="checkbox"/> Other Asian	1812 <input type="checkbox"/> Other Asian	1912 <input type="checkbox"/> Other Asian	2910 <input type="checkbox"/> Other Asian
	2702 <input type="checkbox"/> Black or African American	1802 <input type="checkbox"/> Black or African American	1902 <input type="checkbox"/> Black or African American	1617 <input type="checkbox"/> Black or African American
	2811 <input type="checkbox"/> Native Hawaiian	1806 <input type="checkbox"/> Native Hawaiian	1906 <input type="checkbox"/> Native Hawaiian	2911 <input type="checkbox"/> Native Hawaiian
	2812 <input type="checkbox"/> Other Pacific Islander	1811 <input type="checkbox"/> Other Pacific Islander	1911 <input type="checkbox"/> Other Pacific Islander	2912 <input type="checkbox"/> Other Pacific Islander
	2701 <input type="checkbox"/> White	1801 <input type="checkbox"/> White	1901 <input type="checkbox"/> White	1616 <input type="checkbox"/> White
g. At which occupation did this person spend the majority (50 percent or more) of his/her worktime in 2017?	1928 Mark one. 1 <input type="checkbox"/> Farm or ranch work 2 <input type="checkbox"/> Work other than farming or ranching	1580 Mark one. 1 <input type="checkbox"/> Farm or ranch work 2 <input type="checkbox"/> Work other than farming or ranching	1591 Mark one. 1 <input type="checkbox"/> Farm or ranch work 2 <input type="checkbox"/> Work other than farming or ranching	1623 Mark one. 1 <input type="checkbox"/> Farm or ranch work 2 <input type="checkbox"/> Work other than farming or ranching
h. Is this person retired from farming or ranching?	1924 1 <input type="checkbox"/> Yes 3 <input type="checkbox"/> No	1582 1 <input type="checkbox"/> Yes 3 <input type="checkbox"/> No	1593 1 <input type="checkbox"/> Yes 3 <input type="checkbox"/> No	1624 1 <input type="checkbox"/> Yes 3 <input type="checkbox"/> No

SECTION 7 CONTINUED –

	Person 1, continued	Person 2, continued	Person 3, continued	Person 4, continued	
i. How many days did this person work off the farm in 2017? Include days in which the person worked at least four hours per day in an off-farm job. Include work on someone else's farm for pay	1929 Mark one. 1 <input type="checkbox"/> None 2 <input type="checkbox"/> 1 - 49 days 3 <input type="checkbox"/> 50 - 99 days 4 <input type="checkbox"/> 100 - 199 days 5 <input type="checkbox"/> 200 days or more	1831 Mark one. 1 <input type="checkbox"/> None 2 <input type="checkbox"/> 1 - 49 days 3 <input type="checkbox"/> 50 - 99 days 4 <input type="checkbox"/> 100 - 199 days 5 <input type="checkbox"/> 200 days or more	1931 Mark one. 1 <input type="checkbox"/> None 2 <input type="checkbox"/> 1 - 49 days 3 <input type="checkbox"/> 50 - 99 days 4 <input type="checkbox"/> 100 - 199 days 5 <input type="checkbox"/> 200 days or more	1625 Mark one. 1 <input type="checkbox"/> None 2 <input type="checkbox"/> 1 - 49 days 3 <input type="checkbox"/> 50 - 99 days 4 <input type="checkbox"/> 100 - 199 days 5 <input type="checkbox"/> 200 days or more	
	j. Did this person live on this operation at any time in 2017?	1923 1 <input type="checkbox"/> Yes 3 <input type="checkbox"/> No	1581 1 <input type="checkbox"/> Yes 3 <input type="checkbox"/> No	1592 1 <input type="checkbox"/> Yes 3 <input type="checkbox"/> No	1626 1 <input type="checkbox"/> Yes 3 <input type="checkbox"/> No
	k. In what year did this person begin to operate any part of THIS operation?	1930 <input type="text"/>	1584 <input type="text"/>	1595 <input type="text"/>	1627 <input type="text"/>
	l. In what year did this person begin to operate ANY farm operation?	2834 <input type="text"/>	1851 <input type="text"/>	1871 <input type="text"/>	1628 <input type="text"/>
	m. Has this person ever served on active duty in the U.S. Armed Forces, Reserves, or National Guard?	1633 Mark one. 1 <input type="checkbox"/> Never served in the military 2 <input type="checkbox"/> Only on active duty for training in the Reserves or National Guard 3 <input type="checkbox"/> Now on active duty 4 <input type="checkbox"/> On active duty in the past, but not now	1634 Mark one. 1 <input type="checkbox"/> Never served in the military 2 <input type="checkbox"/> Only on active duty for training in the Reserves or National Guard 3 <input type="checkbox"/> Now on active duty 4 <input type="checkbox"/> On active duty in the past, but not now	1635 Mark one. 1 <input type="checkbox"/> Never served in the military 2 <input type="checkbox"/> Only on active duty for training in the Reserves or National Guard 3 <input type="checkbox"/> Now on active duty 4 <input type="checkbox"/> On active duty in the past, but not now	1636 Mark one. 1 <input type="checkbox"/> Never served in the military 2 <input type="checkbox"/> Only on active duty for training in the Reserves or National Guard 3 <input type="checkbox"/> Now on active duty 4 <input type="checkbox"/> On active duty in the past, but not now
n. How many people lived in this person's household in 2017?		2577 <input type="text"/> number	1589 <input type="text"/> number	1600 <input type="text"/> number	1637 <input type="text"/> number
o. Was this person hired and paid a salary or wages to manage this operation?		2576 1 <input type="checkbox"/> Yes 3 <input type="checkbox"/> No	1588 1 <input type="checkbox"/> Yes 3 <input type="checkbox"/> No	1599 1 <input type="checkbox"/> Yes 3 <input type="checkbox"/> No	1641 1 <input type="checkbox"/> Yes 3 <input type="checkbox"/> No
		3. Was this person involved in these specific decisions as of December 31, 2017 ? For each person and for each item, mark all that apply.			

	Person 1	Person 2	Person 3	Person 4
a. Day-to-day decisions	1642 1 <input type="checkbox"/>	1643 1 <input type="checkbox"/>	1644 1 <input type="checkbox"/>	1645 1 <input type="checkbox"/>
b. Land use and/or crop decisions, including planting, crop spraying, or other, e.g., grazing	1650 1 <input type="checkbox"/>	1651 1 <input type="checkbox"/>	1652 1 <input type="checkbox"/>	1653 1 <input type="checkbox"/>
c. Livestock decisions, including purchases, sales, breeding, and pasturing.	1654 1 <input type="checkbox"/>	1655 1 <input type="checkbox"/>	1656 1 <input type="checkbox"/>	1657 1 <input type="checkbox"/>
d. Record keeping and/or financial management.	1776 1 <input type="checkbox"/>	1777 1 <input type="checkbox"/>	1778 1 <input type="checkbox"/>	1779 1 <input type="checkbox"/>
e. Estate planning or succession planning	1757 1 <input type="checkbox"/>	1758 1 <input type="checkbox"/>	1759 1 <input type="checkbox"/>	1760 1 <input type="checkbox"/>

SECTION 7 CONTINUED -

4. Is this person a Principal Operator or Senior Partner?

Person 1	Person 2	Person 3	Person 4
1765 1 <input type="checkbox"/> Yes 3 <input type="checkbox"/> No	1766 1 <input type="checkbox"/> Yes 3 <input type="checkbox"/> No	1767 1 <input type="checkbox"/> Yes 3 <input type="checkbox"/> No	1768 1 <input type="checkbox"/> Yes 3 <input type="checkbox"/> No

5. Is this person the spouse of a Principal Operator or Senior Partner?

1769 1 <input type="checkbox"/> Yes 3 <input type="checkbox"/> No	1590 1 <input type="checkbox"/> Yes 3 <input type="checkbox"/> No	1601 1 <input type="checkbox"/> Yes 3 <input type="checkbox"/> No	1773 1 <input type="checkbox"/> Yes 3 <input type="checkbox"/> No
----------------------------------------------------------------------	----------------------------------------------------------------------	----------------------------------------------------------------------	----------------------------------------------------------------------

SECTION 8 CULTIVATED CHRISTMAS TREES AND SHORT ROTATION WOODY CROPS

1. Were any Christmas trees or woodland crops grown or harvested on this operation in 2017?

INCLUDE

• your landlord's share and crops grown under contract

EXCLUDE

• crops grown on land rented to others

1153 1 **Yes** - Complete this section 3 **No** - Go to SECTION 9

Report gross value of sales for products below sold from this operation in 2017. Include the value of your landlord's share, marketing charges, taxes, hauling, etc. Exclude dollars for items produced under production contracts.

2. Cultivated Christmas trees - cut or to be cut. Exclude wild harvested trees. Report live trees sold in SECTION 10 . . . 1023 <input type="checkbox"/>	Mark "X" if None	Acres in Production	Number of Trees Cut	Acres Irrigated	Gross Value of Sales (Dollars)
					\$.00
3. Short rotation woody crops - trees with growth cycles of 10 years or less. Exclude timber. Report nursery stock in SECTION 10 1025 <input type="checkbox"/>	Mark "X" if None	Acres in Production	Acres Harvested	Acres Irrigated	Gross Value of Sales (Dollars)
					\$.00

SECTION 9 HAY AND FORAGE CROPS

1. Were any hay or forage crops cut or harvested from this operation in 2017?

INCLUDE

• your landlord's share and crops grown under contract

EXCLUDE

• crops grown on land rented to others

1152 1 **Yes** - Complete this section 3 **No** - Go to SECTION 10

2. All land from which dry hay, haylage, grass silage, or greenchop was cut or forage was harvested in 2017. Exclude straw, corn silage, and sorghum silage. 1021 <input type="checkbox"/>	Mark "X" if None	Acres Harvested	Acres Irrigated
3. Report gross value of hay and forage sold from this operation in 2017. Include the value of your landlord's share, marketing charges, taxes, hauling, etc. Exclude dollars for items produced under production contracts 1328 <input type="checkbox"/>	Mark "X" if None	Gross Value of Sales (Dollars)	
		\$.00	

For items 4 through 7, when both dry hay and haylage were cut from the same acres, report acres for each type. If two or more cuttings were made from the same acres, report acres for that item only once, but report total quantity harvested from all cuttings.

	Mark "X" if None	Acres Harvested	Acres Irrigated	Total Tons Harvested	OR	Total Number of Bales	Average Weight per Bale
				Tons, dry	OR	Lbs., dry	
4. Alfalfa and alfalfa mixtures for dry hay. . . 0103 <input type="checkbox"/>				Tons, dry	OR		Lbs., dry
5. Haylage or greenchop from alfalfa or alfalfa mixtures 1070 <input type="checkbox"/>				Tons, green			
6. Other dry hay from barley, clover, fescue, lespedeza, oats, rye, timothy, wheat, wild, Bermuda grass, Sudangrass, etc. 4111 <input type="checkbox"/>				Tons, dry	OR		Lbs., dry
7. All other haylage, grass silage, and greenchop. 1073 <input type="checkbox"/>				Tons, green			



SECTION 10 NURSERY, GREENHOUSE, FLORICULTURE, SOD, MUSHROOMS, VEGETABLE SEEDS, AND PROPAGATIVE MATERIALS

1. Were any nursery, floriculture, or greenhouse crops, including ornamental plants, flowers, mushrooms, aquatic plants, sod, food and other crops grown under protection, vegetable seeds, flower seeds, or other propagative materials grown for sale on this operation in 2017? Report food crops temporarily covered for early germination in SECTION 11 or 12.

INCLUDE

- crops produced, including under contract
- food crops grown in greenhouses, caves, and high tunnels where crops were always covered

EXCLUDE

- home garden, personal or home use crops
- finished plants purchased from others and resold

1032 1 **Yes** - Complete this section 3 **No** - Go to SECTION 11

2. Report total area and irrigated area on which nursery, greenhouse, floriculture, sod, mushrooms, and propagative materials were grown under glass or other protection in 2017 0474

Square Feet Under Glass or Other Protection	
Total Area	Irrigated Area

Mark "X" if None

3. Report total acres and irrigated acres on which nursery, greenhouse, floriculture, sod, mushrooms, and propagative materials were grown in the open in 2017 0476

Acres in the Open			
Total Acres	Tenths	Irrigated Acres	Tenths

4. Fill in the columns below for all nursery, greenhouse, floriculture, sod, mushrooms, vegetable seeds, and propagative materials grown for sale on this operation in 2017. Enter the crop name and code from the table below.

- Include the value of your landlord's share, marketing charges, taxes, hauling, etc.
- Exclude from sales dollars for items produced under production contracts.

Enter Nursery, Greenhouse, Floriculture, Sod, Mushroom, Vegetable Seed, or Propagative Material Name	Enter Code	Square Feet Under Glass or Other Protection	Acres in the Open		Gross Value of Sales (Dollars)
			Acres	Tenths	
					\$.00
					\$.00
					\$.00
					\$.00
					\$.00
					\$.00

If more space is needed, use a separate sheet of paper.

- | | |
|-----------------------------------------------------------------------------------------------------------------------------------------------------------------------------------------------------------------------------------------------------------------------------------------------------------------------------------------------------------------------------------------------------------------------------------------------------------------------------------------------------------------------------------------------------------------------------------------------------------------------------------------------------------------------------------------------------------------------------------------------------------------------------|-----------------------------------------------------------------------------------------------------------------------------------------------------------------------------------------------------------------------------------------------------------------------------------------------------------------------------------------------------------------------------------------------------------------------------------------------------------------------------------------------------------------------------------------------------------------------------------------------------------------------------------------------------------------------------------------------------------------------------|
| <p>FLORICULTURE AND BEDDING CROPS</p> <p>Bedding/Garden plants - annuals, herbaceous perennials, vegetable plants - Include hanging baskets 0479</p> <p>Cut flowers and cut florist greens 0485</p> <p>Foliage plants, indoor - Include hanging baskets 0707</p> <p>Potted flowering plants 0710</p> <p>Other floriculture and bedding, specify above. 1015</p> <p>NURSERY CROPS</p> <p>Nursery stock – ornamentals, shrubs, shade trees, flowering trees, evergreens, live Christmas trees, fruit and nut trees and plants, vines, palms, ornamental grasses, and bareroot herbaceous perennials 0488</p> <p>Aquatic plants. 0880</p> <p>SOD</p> <p>Sod harvested. 0497</p> | <p>PROPAGATIVE MATERIALS SOLD</p> <p>Bulbs, corms, rhizomes, and tubers, dry. 0482</p> <p>Cuttings, seedlings, liners, plugs 1002</p> <p>Flower seeds. 0882</p> <p>Tobacco plants sold for transplant to farm fields 1004</p> <p>Vegetable seeds 0884</p> <p>Vegetable transplants to farm fields. 1006</p> <p>FOOD CROPS GROWN UNDER GLASS OR OTHER PROTECTION</p> <p>Tomatoes. 1019</p> <p>Other vegetables and fresh cut herbs. 0503</p> <p>Fruits and berries. 1008</p> <p>MUSHROOM CROPS</p> <p>Mushrooms - Report growing area and sales. 0494</p> <p>Mushroom spawn - Report sales only. 2495</p> |
|-----------------------------------------------------------------------------------------------------------------------------------------------------------------------------------------------------------------------------------------------------------------------------------------------------------------------------------------------------------------------------------------------------------------------------------------------------------------------------------------------------------------------------------------------------------------------------------------------------------------------------------------------------------------------------------------------------------------------------------------------------------------------------|-----------------------------------------------------------------------------------------------------------------------------------------------------------------------------------------------------------------------------------------------------------------------------------------------------------------------------------------------------------------------------------------------------------------------------------------------------------------------------------------------------------------------------------------------------------------------------------------------------------------------------------------------------------------------------------------------------------------------------|

SECTION 11 VEGETABLES, POTATOES, AND MELONS

1. Were any vegetables, potatoes, sweet corn, or melons harvested from this operation in 2017? Report crops grown under glass or other protection in SECTION 10.

INCLUDE

- crops grown under contract

EXCLUDE

- home garden, personal or home use crops

1101 1 **Yes** - Complete this section 3 **No** - Go to SECTION 12

2. Acres from which vegetables, potatoes, and melons were harvested in 2017. Report multiple cropped acreage only once 0375

Acres Harvested		Acres Irrigated	
Acres	Tenths	Acres	Tenths

3. Report gross value of vegetables, potatoes, and melons sold from this operation in 2017. Include the value of your landlord's share, marketing charges, taxes, hauling, etc. Exclude dollars for items produced under production contracts. 1388

Mark "X" if None

Gross Value of Sales (Dollars)	
\$	
	.00

4. Fill in the columns below for all vegetables, potatoes, and melons harvested from this operation in 2017. Enter the crop name and code from the table below.

- If more than one vegetable crop was harvested from the same acres, report acres for each crop.
- For two or more pickings of the same crop, report the area harvested only once.
- Processing refers to vegetables that have been altered by heat, pressure, or freezing.

Enter Vegetable, Potato, or Melon Name	Enter Code	Total Acres Harvested		Acres Harvested for Fresh Market		Acres Harvested for Processing	
		Acres	Tenths	Acres	Tenths	Acres	Tenths
Ginger root	0611						
Taro	0743						

If more space is needed, use a separate sheet of paper.

CROP NAME	CODE	CROP NAME	CODE	CROP NAME	CODE
Artichokes - exclude Jerusalem	0377	Garlic	0421	Potatoes	0097
Asparagus, bearing age	0418	Ginseng	0446	Pumpkins	0449
Beans, lima	0429	Herbs, fresh cut	0455	Radishes	0451
Beans, snap (bush and pole)	0381	Honeydew melons	0423	Rhubarb	0453
Beets	0383	Horseradish	0424	Spinach	0457
Broccoli	0385	Kale	0425	Squash, summer	0468
Brussels sprouts	0387	Lettuce, head	0428	Squash, winter	0470
Cabbage, Chinese (nappa, bok choy, etc.)	0389	Lettuce, leaf	0430	Sweet corn	0461
Cabbage, head	0391	Lettuce, Romaine	0432	Sweet potatoes	0100
Cabbage, mustard	0393	Mustard greens	0431	Tomatoes in the open	0463
Cantaloupes and muskmelons	0395	Okra	0437	Turnip greens	0467
Carrots	0397	Onions, dry	0433	Turnips	0465
Cauliflower	0399	Onions, green	0435	Watercress	0471
Celery	0401	Parsley	0439	Watermelons	0473
Chicory	0403	Peas, Chinese (sugar, snow)	0405	Other vegetables, specify above	0475
Collards	0407	Peas, green	0441		
Cucumbers and pickles	0411	Peas, southern (cowpeas) - blackeyed, crowder, etc	0409		
Daikon	0413	Peppers, bell - exclude pimientos	0443		
Eggplant	0415	Peppers, other than bell - include chile	0445		
Escarole and endive	0417				

SECTION 12 FRUIT, NUTS, COFFEE, AND PINEAPPLES

1. Were any banana plants, coffee, pineapples, nut, or fruit trees, including citrus, on this operation in 2017?

INCLUDE

- crops grown under contract

EXCLUDE

- abandoned acres
- home garden, personal or home use crops

1039 1 **Yes** - Complete this section

3 **No** - Go to SECTION 13

Total Acres		Acres Irrigated	
Acres	Tenths	Acres	Tenths

2. Acres in bearing and nonbearing fruit orchards, coffee trees, nut trees, and banana plants 0121

3. Report gross value of fruits, nuts, and coffee sold from this operation in 2017. Include the value of your landlord's share, marketing charges, taxes, hauling, etc. Exclude dollars for items produced under production contracts. 1329

Mark "X" if None

Gross Value of Sales (Dollars)	
\$.00

4. For those crops not printed in the following table, enter the crop name and code from the list below for any other fruit and nuts on this operation in 2017. Include acres even if not harvested because of low prices, damage from weather, etc.

Crop Name	Code	Total Acres		Bearing Age Acres		Nonbearing Age Acres	
		Acres	Tenths	Acres	Tenths	Acres	Tenths
Avocados	0135						
Bananas	0141						
Coffee (2016 – 2017 crop)	0153						
Macadamia nuts	0333						
Papayas	0213						
Pineapples	1297						

If more space is needed, use a separate sheet of paper.

NON-CITRUS FRUIT	CODE	CITRUS FRUIT	CODE	NUTS	CODE
Apples	0123	Grapefruit.	0267	Almonds.	0321
Apricots	0129	Kumquats.	0273	Chestnuts.	0324
Cherimoyas	0293	Lemons	0279	English walnuts.	0357
Cherries, sweet	0345	Limes.	0285	Hazelnuts (Filberts).	0327
Cherries, tart	0587	Oranges, Valencia.	0150	Pecans, improved.	0336
Dates.	0159	Oranges, other than Valencia	0174	Pecans, native and seedling	0342
Guavas	0183	Tangelos	0303	Other nuts, specify above	0363
Grapes.	0366	Tangerines (Mandarins).	0309		
Mangos	0195	Temples.	0144		
Passion fruit.	0219	Other citrus fruit, specify above	0315		
Peaches.	0228				
Pears.	0246				
Persimmons.	0237				
Plums and prunes.	0252				
Pomegranates	0255				
Other non-citrus fruits, specify above.	0261				

SECTION 13 FIELD CROPS

1. Were any field crops, such as corn, sorghum, etc., harvested from this operation in 2017?

INCLUDE

- your landlord's share and crops grown under contract

EXCLUDE

- crops grown on land rented to others

1011 1 **Yes** - Complete this section 3 **No** - Go to SECTION 14

2. Acres from which field crops were harvested in 2017.

Report multiple cropped acreage only once 1780

Acres Harvested	Acres Irrigated

3. Fill in the columns below for all field crops harvested from this operation in 2017. For those crops not printed in the following table, enter the crop name and code from the table below.

- Report production in the unit specified next to the crop name.
- Include the value of your landlord's share, marketing charges, taxes, hauling, etc.
- Exclude from sales dollars for items produced under production contracts.

Enter Field Crop Name	Enter Code	Acres Harvested	Total Production Harvested	Acres Irrigated	Gross Value of Sales (Dollars)
Corn for grain or seed	0067			Bu.	\$.00
Sorghum for grain or seed, including milo	0082			Bu.	\$.00
Sugarcane for sugar - exclude tons of raw or refined sugar	0722			Tons	\$.00
Sugarcane for seed	0725			Tons	\$.00
					\$.00
					\$.00
					\$.00
					\$.00
					\$.00

If more space is needed, use a separate sheet of paper.

FIELD CROPS	CODE	FIELD CROPS	CODE	FIELD CROPS	CODE
Alfalfa seed (pounds)	542	Hops (pounds)	623	Safflower (pounds)	692
Bahia grass seed (pounds)	551	Indian corn (pounds)	695	Sesame (pounds)	701
Barley for grain or seed (bushels)	079	Jojoba (pounds)	626	Sorghum for silage or greenchop -	
Beans, dry edible - exclude chickpeas		Kentucky bluegrass seed (pounds)	629	exclude sorghum-sudan crosses (tons)	085
and limas (hundredweight)	554	Lentils (hundredweight)	635	Sorghum for syrup (gallons)	704
Bentgrass seed (pounds)	560	Lespedeza seed (pounds)	638	Soybeans for beans (bushels)	088
Bermuda grass seed (pounds)	563	Lima beans, dry (hundredweight)	557	Sudangrass seed (pounds)	713
Birdsfoot trefoil seed (pounds)	566	Mint, peppermint (pounds of oil)	047	Sugarbeets for seed (pounds)	716
Bromegrass seed (pounds)	569	Mint, spearmint (pounds of oil)	050	Sugarbeets for sugar (tons)	719
Buckwheat (bushels)	575	Mint, tea leaves (pounds)	767	Sunflower seed, non-oil variety (pounds)	776
Camelina (pounds)	608	Miscanthus (tons)	641	Sunflower seed, oil variety (pounds)	773
Canola, edible (pounds)	614	Mustard seed (pounds)	650	Sweet corn for seed (pounds)	740
Chickpeas, all (garbanzos)		Oats for grain or seed (bushels)	076	Switchgrass (tons)	647
(hundredweight)	2816	Orchardgrass seed (pounds)	653	Timothy seed (pounds)	746
Clover, crimson clover seed (pounds)	593	Peanuts for nuts (pounds)	656	Tobacco (pounds) - Report to	
Clover, red clover seed (pounds)	671	Peas, Austrian winter peas		the nearest tenth acre	094
Clover, white clover seed (pounds)	761	(hundredweight)	548	Triticale for grain (bushels)	749
Corn for silage or greenchop (tons)	070	Peas, dry edible (hundredweight)	659	Vetch seed (pounds)	755
Cotton, Pima (bales) - include		Peas, dry southern/cowpeas (bushels)	584	Wheat, durum for grain or seed	
cottonseed in value of sales only	644	Popcorn (pounds shelled)	662	(bushels)	578
Cotton, Upland (bales) - include		Potatoes - report in SECTION 11		Wheat, other Spring for grain or seed	
cottonseed in value of sales only	581	Proso millet for grain or seed (bushels)	665	(bushels)	728
Dill for oil (pounds)	596	Rapeseed (pounds)	668	Wheat, winter for grain or seed (bushels)	572
Emmer and spelt (bushels)	599	Rice (hundredweight)	677	Wheatgrass seed (pounds)	758
Fescue seed (pounds)	602	Rye for grain or seed -		Wild rice (hundredweight)	764
Flaxseed (bushels)	605	exclude ryegrass (bushels)	686	Other seeds, specify above (pounds)	770
Guar (pounds)	617	Ryegrass seed (pounds)	689	Other field crop, specify above (pounds)	752
Herbs, dried (pounds)	620				

SECTION 14 CATTLE AND CALVES

1. Did you or anyone else have any cattle or calves, including dairy cattle, on this operation in 2017?

INCLUDE

- cattle on this operation
- cattle on public or industrial property under a grazing permit
- cattle on land used rent free by this operation
- cattle grown or fed on this operation for others on a custom or contract basis

EXCLUDE

- cattle grown or fed by someone else on a custom or contract basis

1201 1 **Yes** - Complete this section 3 **No** - Go to SECTION 15

2. Of the total number of cattle and calves on hand December 31, 2017, how many were –

- a. Beef cows? Include beef heifers that had calved. Exclude heifers that had not calved, steers, calves, and bulls. 0804
- b. Milk cows kept for production of milk? Include dry milk cows and milk heifers that had calved. 0805
- c. Other cattle and calves? Include heifers that had not calved, steers, calves, and bulls 1206
- d. **TOTAL** cattle and calves on hand December 31, 2017. Add items 2a, 2b, and 2c 0803

Mark "X" if None	Number on this operation December 31, 2017
<input type="checkbox"/>	
<input type="checkbox"/>	
<input type="checkbox"/>	
<input type="checkbox"/>	

3. Of the cattle and calves sold or moved from this operation during 2017, how many were –

- a. Calves sold or moved from this operation in 2017 weighing less than 500 pounds? 0808
- b. Cattle sold or moved from this operation in 2017, including calves weighing 500 pounds or more? 0810

Total number sold or moved in 2017

4. Report gross value of sales of cattle and calves in 2017. Include the value of your landlord's share, marketing charges, taxes, hauling, etc. Exclude dollars for items produced under production contracts.

INCLUDE

- beef and dairy cattle for breeding stock, and beef and dairy cull animals
- fed cattle, stockers, and feeders
- veal calves, etc.. 1339

Gross Value of Sales (Dollars)	
\$.00
\$.00

5. Sales of milk from cows 1380

6. CATTLE IN FEEDLOTS FOR SLAUGHTER MARKET

INCLUDE

- steers and heifers for slaughter market fed a ration of grain or other concentrates that are expected to produce a carcass that will grade select or better

EXCLUDE

- cows and bulls
- cattle being backgrounded, pastured only, fed for home use, or veal

- a. How many steers and heifers reported in item 2c above were on feed December 31, 2017, and were or will be shipped directly from your feedlot to slaughter market? Exclude cattle being backgrounded. 1207
- b. How many of the steers and heifers sold during 2017 reported in item 3b above were shipped directly from your feedlot to a slaughter market? Exclude any of your cattle custom fed in feedlots operated by others. Exclude cattle sold as feeders. 0812

Number on this operation December 31, 2017
Number sold or moved in 2017

SECTION 15 HOGS AND PIGS

1. Did you or anyone else have any hogs or pigs on this operation in 2017? If you are a contractor or integrator, report only the hogs on the land you operate.

INCLUDE

• hogs grown for others on a contract basis

EXCLUDE

• hogs grown by someone else on a custom or contract basis

1211 1 **Yes** - Complete this section 3 **No** - Go to SECTION 16

		Mark "X" if None	Number on this operation December 31, 2017
2.	Total number of hogs and pigs on hand December 31, 2017. 0815	<input type="checkbox"/>	
			Total number sold or moved in 2017
3.	Number of hogs and pigs sold or moved from this operation during 2017, including feeder pigs 0820	<input type="checkbox"/>	
			Gross Value of Sales (Dollars)
4.	Report gross value of sales for hogs and pigs sold from this operation in 2017. Include the value of your landlord's share, marketing charges, taxes, hauling, etc. Exclude dollars for items produced under production contracts 1341	<input type="checkbox"/>	\$ <input type="text"/> .00
5.	Mark one item which best describes this type of operation:		
1241	<input type="checkbox"/> Farrow to wean	1242	<input type="checkbox"/> Farrow to finish
		1243	<input type="checkbox"/> Finish only
1244	<input type="checkbox"/> Farrow to feeder	1245	<input type="checkbox"/> Nursery
		1246	<input type="checkbox"/> Other, specify → <input type="text"/>
6.	Mark one item which best describes this type of producer:		
1214	<input type="checkbox"/> Independent grower	1216	<input type="checkbox"/> Contract grower (contractee)
		1215	<input type="checkbox"/> Contractor or integrator

SECTION 16 HORSES, PONIES, MULES, BURROS, AND DONKEYS

1. Did you or anyone else have any horses, ponies, mules, burros, or donkeys on this operation in 2017?

1247 1 **Yes** - Complete this section 3 **No** - Go to SECTION 17

Report inventory and sales for this operation in 2017

• Include the value of your landlord's share, marketing charges, taxes, hauling, etc.

	Mark "X" if None	Number on this operation December 31, 2017	Total Number Sold in 2017	Gross Value of Sales in 2017 (Dollars)
2. Horses and ponies OWNED by this operation. 0872	<input type="checkbox"/>			\$ <input type="text"/> .00
3. Horses and ponies NOT owned by this operation. 0822	<input type="checkbox"/>			\$ <input type="text"/> .00
4. Mules, burros, and donkeys 0833	<input type="checkbox"/>			\$ <input type="text"/> .00
				Gross Value of Sales in 2017 (Dollars)
5. Horse breeding or stud fees, semen, and other equine products (Exclude income from boarding, training, or riding facilities which should be reported in SECTION 32, item 7). 1406	<input type="checkbox"/>			\$ <input type="text"/> .00



SECTION 17 SHEEP AND GOATS

1. Did this operation own or custom feed for others any sheep, lambs, goats, or kids in 2017, regardless of location?

INCLUDE

- sheep and goats on public or industrial property under a grazing permit
- sheep and goats on land used rent free by this operation
- sheep and goats grown or fed on this operation for others on a custom or contract basis

EXCLUDE

- sheep and goats grown or fed by someone else on a custom or contract basis

1102 ¹ **Yes** - Complete this section

³ **No** - Go to SECTION 18

Report for this operation in 2017.

- Include in the value of sales the value of your landlord's share, marketing charges, taxes, hauling, etc.

Mark "X" if None

2. Sheep and lambs 0824

Number owned or custom fed on December 31, 2017	Total number sold or moved in 2017	Gross Value of Sales (Dollars)
		\$.00

3. Goats and kids

a. Angora goats and kids 0847

b. Milk goats and kids. 0843

c. Meat goats and kids, other goats and kids. 0851

		\$.00
		\$.00
		\$.00

4. Sheep and goat products

a. Wool shorn 0828

b. Mohair clipped 0849

c. Milk from sheep and goats . . . 1389

Total amount produced in 2017	Total amount sold or moved in 2017	Gross Value of Sales (Dollars)
lbs.	lbs.	\$.00
lbs.	lbs.	\$.00
		\$.00

SECTION 18 AQUACULTURE

1. Did you or anyone else have any aquaculture on this operation in 2017? Include production for others on a contract basis.

1157 ¹ **Yes** - Complete this section

³ **No** - Go to SECTION 19

2. Fill in the columns below for all aquaculture raised on this operation in 2017. Report aquatic plants in SECTION 10.

- Include the value of your landlord's share, marketing charges, taxes, hauling, etc.
- Include all sizes for each type.
- Include food size, fingerlings, fry, and eggs.
- Exclude wild-caught products.

Enter Aquaculture Type	Enter Code	Total pounds sold or moved in 2017	OR	Total number sold or moved in 2017	Gross Value of Sales (Dollars)
			OR		\$.00
			OR		\$.00
			OR		\$.00
			OR		\$.00

If more space is needed, use a separate sheet of paper.

AQUACULTURE	CODE	AQUACULTURE	CODE	AQUACULTURE	CODE
Catfish	0860	Crustaceans (crawfish for food, shrimp, softshell crabs, etc.)	0902	Sport or game fish	0984
Trout	0863	Mollusks (clams, oysters, etc.)	0978	Other aquaculture products - include algae, alligators, caviar, turtles, etc., specify above	0869
Other food fish - include salmon, specify in table	0896	Ornamental fish	0980		
Baitfish - include crawfish for bait.	0900				

SECTION 19 POULTRY

1. Did you or anyone else have any poultry, such as chickens, turkeys, ducks, emus, ostriches, etc., on this operation in 2017? Include poultry grown for others on a contract basis.

1217 **Yes** - Complete this section 3 **No** - Go to SECTION 20

2. VALUE OF SALES - Report gross value of sales for poultry, chicks, eggs, and other poultry products. Include the value of your landlord's share, marketing charges, taxes, hauling, etc. Exclude dollars for items produced under production contracts. 1344 Mark "X" if None

	Gross Value of Sales (Dollars)
\$.00

3. CHICKENS

	Mark "X" if None		Number on this operation December 31, 2017	Total number sold or moved from this operation in 2017
a. Broilers, fryers, and other chickens raised for meat production, including capons and roasters. 0898	<input type="checkbox"/>			
b. Table egg layers – Include those for home use. 1229	<input type="checkbox"/>			
c. Hatching layers for meat-types – Include layers for broilers, roasters, and other meat-types 1231	<input type="checkbox"/>			
d. Hatching layers for table eggs 1233	<input type="checkbox"/>			
e. Pullets for laying flock replacement 1221	<input type="checkbox"/>			

4. TURKEYS

a. Turkeys raised for meat production – Exclude breeders 1225	<input type="checkbox"/>			
b. Turkey hens and toms kept for breeding. 1227	<input type="checkbox"/>			
c. Turkey brooders, immature birds for further growout on another farm. 1219	<input type="checkbox"/>			

5. ALL OTHER POULTRY – Fill in the columns below for all other poultry on this operation in 2017. Enter the poultry type and code from the table below.

Enter Poultry Type	Code	Number on this operation December 31, 2017	Total number sold or moved from this operation in 2017

If more space is needed, use a separate sheet of paper.

OTHER POULTRY	CODE	OTHER POULTRY	CODE	OTHER POULTRY	CODE
Bantams.	0934	Guineas.	0966	Pigeons or squabs	0908
Chukars.	1275	Hungarian partridges.	1277	Quail	0912
Ducks	0904	Ostriches	0878	Rheas	1281
Emus.	0845	Peacocks or peahens	1279	Roosters	0968
Geese	0906	Pheasants	0910	Other poultry, specify above	0865

6. POULTRY HATCHED Mark "X" if None

	Number hatched on this operation in 2017
a. All poultry hatched in this operation's hatcheries in 2017. Include chicks, poults, ducklings, etc. Include poultry custom hatched for others 0916 <input type="checkbox"/>	
b. What type(s) of poultry was hatched in this operation's hatcheries in 2017? Mark all that apply:	
1291 <input type="checkbox"/> Egg-type chickens 1292 <input type="checkbox"/> Broiler-type chickens 1293 <input type="checkbox"/> Turkeys 1294 <input type="checkbox"/> All other poultry	

SECTION 20 COLONIES OF HONEY BEES

1. Did this operation own honey bees in 2017, regardless of location?

1104 1 **Yes** - Complete this section 3 **No** - Go to SECTION 21

	Number of colonies owned on December 31, 2017	Largest number of colonies owned for all purposes in 2017	Largest number of honey producing colonies owned in 2017	Honey collected in 2017, regardless of location (Pounds)	Gross Value of Sales of Honey (Dollars)
2. Colonies of honey bees owned.....0839					\$00

SECTION 21 OTHER LIVESTOCK AND LIVESTOCK PRODUCTS

1. Did you or anyone else have other livestock or livestock products on this operation in 2017?

1239 1 **Yes** - Complete this section 3 **No** - Go to SECTION 22

2. Fill in the columns below for all other livestock on this operation in 2017. Enter the livestock type and code from the table below.

- Include the value of your landlord's share, marketing charges, taxes, hauling, etc.
- Exclude from sales dollars for items produced under production contracts.

Enter Livestock Type	Enter Code	Number on this operation December 31, 2017	Total number sold in 2017	Gross Value of Sales (Dollars)
				\$00
				\$00
				\$00
				\$00

If more space is needed, use a separate sheet of paper.

OTHER LIVESTOCK	CODE	OTHER LIVESTOCK	CODE	OTHER LIVESTOCK	CODE
Alpacas	0876	Deer in captivity	0888	Mink, live (exclude pelts)	1106
Package bees	4790	Elk in captivity	0890	Rabbits, live (exclude pelts)	1108
Bees, other than honey or package bees	4840	Laboratory animals	4892	Worms	4895
Bison	0886	Llamas	0874	Other livestock, specify above	4898

3. Fill in the columns below for other livestock products produced on this operation in 2017. Enter the livestock product type and code from the table below.

- Include the value of your landlord's share, marketing charges, taxes, hauling, etc.
- Exclude from sales dollars for items produced under production contracts.

Enter Livestock Product Type	Enter Code	Quantity Produced in 2017	Unit	Gross Value of Sales (Dollars)
				\$00
				\$00
				\$00
				\$00

If more space is needed, use a separate sheet of paper.

OTHER LIVESTOCK PRODUCTS	CODE	OTHER LIVESTOCK PRODUCTS	CODE
Beeswax	4961	Horns	4949
Breeding fees	4940	Manure sold	4952
Embryos	4943	Semen	4955
Fur or pelts	4946	Other animal products not listed, specify above	4958

SECTION 22 PRODUCTION CONTRACTS AND CUSTOM FEEDING

1. During 2017, were you a production contract grower for a processor or contractor for whom you grew a crop, raised livestock or poultry, or custom fed any livestock that **you did not own**? A production contract is an agreement setting terms, conditions, and fees to be paid by the contractor to this operation for the production of crops, livestock, or poultry. Exclude commodities grown or raised for marketing contracts.

1301 **Yes** - Complete this section 3 **No** - Go to SECTION 23

2. Report number of head, bushels, etc. that were grown or raised under production contracts and moved from this operation in 2017.

		Mark "X" if None		Total quantity moved from this operation in 2017	Unit	Total dollar amount received in 2017 for delivering commodities under production contracts (Dollars)
a.	Broilers and other meat-type chickens.	1304	<input type="checkbox"/>		birds	3304 \$.00
b.	Chicken eggs	1305	<input type="checkbox"/>		dozen	3305 \$.00
c.	Layers	1302	<input type="checkbox"/>		birds	3302 \$.00
d.	Pullets for laying flock replacement.	1306	<input type="checkbox"/>		birds	3306 \$.00
e.	Turkeys	1307	<input type="checkbox"/>		birds	3307 \$.00
f.	Custom fed cattle shipped directly for slaughter – Exclude cattle custom fed for you by others.	1308	<input type="checkbox"/>		head	3308 \$.00
g.	Replacement dairy heifers.	1303	<input type="checkbox"/>		head	3303 \$.00
h.	Hogs and pigs.	1309	<input type="checkbox"/>		head	3309 \$.00
i.	Other cattle, sheep, livestock, or poultry – specify type ↴					
1140	<input type="text"/>	1310	<input type="checkbox"/>	<input type="text"/>		3310 \$.00
j.	Grains and oilseeds – specify type ↴					
1141	<input type="text"/>	1311	<input type="checkbox"/>	<input type="text"/>	bushels	3311 \$.00
k.	Vegetables, melons, and potatoes – specify type ↴					
1142	<input type="text"/>	1312	<input type="checkbox"/>	<input type="text"/>		3312 \$.00
l.	Other crops – specify type ↴					
1143	<input type="text"/>	1313	<input type="checkbox"/>	<input type="text"/>		3313 \$.00

3. Mark all inputs that were partially or completely paid or provided by contractor(s) –

- | | | |
|------------------------------------------------------------|---------------------------------------------------|-------------------------------------------------------------------------------------|
| 1317 <input type="checkbox"/> Feed | 1325 <input type="checkbox"/> Seed | 1320 <input type="checkbox"/> Supplies |
| 1316 <input type="checkbox"/> Feeder livestock and poultry | 1318 <input type="checkbox"/> Fertilizer and lime | 1322 <input type="checkbox"/> Utilities |
| 1324 <input type="checkbox"/> Breeding livestock | 1319 <input type="checkbox"/> Chemicals | 1326 <input type="checkbox"/> Other, specify → ¹¹⁴⁶ <input type="text"/> |
| 1323 <input type="checkbox"/> Veterinary services | 1321 <input type="checkbox"/> Fuels | 1315 <input type="checkbox"/> None |

4. Enter the name of the contractor that provided inputs and owned the commodity ↴

1327



SECTION 23 ORGANIC AGRICULTURE

1. During 2017, did this operation produce organic products according to USDA's National Organic Program (NOP) standards or have acres transitioning into USDA NOP production? Exclude processing and handling.

3501 1 **Yes** - Complete this section 3 **No** - Go to SECTION 24

2. Report type of production. Mark all that apply.

Specify Certifying Agency

3502 USDA NOP certified organic production 1252

3503 USDA NOP organic production exempt from certification (exempt is production normally less than \$5,000 in sales).

3504 Acres transitioning into USDA NOP organic production.

3506 Production according to USDA NOP standards but NOT certified or exempt.

3. What was the value of USDA NOP certified or exempt organically produced commodities sold from this operation in 2017? 3505

Mark "X" if None

Gross Value of Sales (Dollars)
\$ <input style="width: 150px;" type="text"/> .00

SECTION 24 PRACTICES

1. At any time during 2017, did this operation –

- a. Receive irrigation water supplied by a U.S. Bureau of Reclamation project or facility? Include reclamation water delivered by a local district. 1722 1 Yes 3 No
- b. Practice rotational or management-intensive grazing? 1725 1 Yes 3 No
- c. Practice alley cropping, silvopasture, or forest farming, or have riparian forest buffers or windbreaks? 1731 1 Yes 3 No
- d. Harvest any biomass (crop residue, grasses, woody biomass, etc.) for use in the production of renewable energy? Exclude grains, oilseeds, and firewood 1750 1 Yes 3 No
- e. Have an on-farm packing facility for distributing vegetables, potatoes, fruit, nuts, berries, or other crops? 1752 1 Yes 3 No
- f. Raise or sell veal calves? 1728 1 Yes 3 No
- g. Have a barn that was built prior to 1960? 1730 1 Yes 3 No

2. During 2017, did this operation produce and sell any processed or value-added products from its own agricultural production?

INCLUDE

- jam, wine, cheese, meat, floral arrangements, cider, etc.

EXCLUDE

- products purchased and resold
- live animals

1726 1 **Yes** - Continue 3 **No** - Go to item 3

a. How much was received in 2017 for the sales of the processed or value-added product(s)? 2727

Gross Value of Sales (Dollars)
\$ <input style="width: 150px;" type="text"/> .00

2726

b. Please specify the processed or value added product(s)

3. At any time during 2017, did this operation have internet access, either on the operation or at an operator's residence?

1260 1 **Yes** – Report the type of service that was used to access the internet. Mark all that apply:

- 1261 Dial-up 1263 Cable modem 1265 Mobile internet service for a cell phone or other device (tablet, iPad, etc.) 1775 Don't know
- 1262 DSL 1264 Fiber-optic 1266 Satellite 1268 Other, specify below ↴

3 **No** – Go to SECTION 25

1269



SECTION 25 FOOD MARKETING PRACTICES

1. During 2017, did this operation produce and sell any crops, livestock, poultry or agricultural products that were food for humans to eat or drink?

INCLUDE

- edible agricultural products for human consumption

EXCLUDE

- non-edible products such as hay, cut flowers, Christmas trees, nursery products, etc.
- commodities produced under production contracts
- products purchased and resold

2750 1 **Yes** - Complete this section 3 **No** - Go to SECTION 26

2. How much was received in 2017 for the food produced and sold directly to:

a. **Consumers:** Farmers markets, on-farm stores or farm stands, roadside stands or stores, u-pick, CSA (Community Supported Agriculture), online marketplaces, etc.? 4160

Mark "X" if None

Gross Value of Sales (Dollars)	
\$.00

(i) Specify the food(s) that was produced and sold directly to consumers in 2017.

4161

b. **Retail Markets, Institutions, or Food Hubs for Local or Regionally Branded Products:** Supermarkets, supercenters, restaurants, caterers, independently owned grocery stores, food cooperatives, K-12 schools, colleges or universities, hospitals, workplace cafeterias, prisons, foodbanks, etc.? 2752

Gross Value of Sales (Dollars)	
\$.00

(i) Specify the food(s) that was produced and sold directly to retail markets, institutions, or food hubs in 2017.

2751

SECTION 26 FERTILIZERS, CHEMICALS, AND SOIL CONDITIONERS APPLIED

1. Were any fertilizers, manure, herbicides, insecticides, fungicides, nematicides, other pesticides, growth regulators, or other chemicals used on this operation during 2017?

INCLUDE

- rock phosphate, lime, and gypsum as fertilizer

EXCLUDE

- pretreated seeds

1568 1 **Yes** - Complete this section 3 **No** - Go to SECTION 27

2. Acres to which commercial fertilizer and soil conditioners were applied –

Mark "X" if None

a. Cropland in 2017 – Exclude cropland used only for pasture. 0932

Number of Acres	

b. Pastureland and rangeland acres in 2017 – Include cropland used only for pasture or grazing 0933

--	--

3. Acres of cropland and pastureland on which animal manure was applied . . . 1569

--	--

4. Acres of cropland and/or pastureland treated with organic fertilizer according to USDA's National Organic Program (NOP) standards. 1570

--	--

5. Acres on which chemicals were applied to control the items listed below. The same acres can be reported in more than one item below. However, report acres only once for each item, regardless of the number of applications.

Number of Acres	

a. Insects. 0936

--	--

b. Weeds, grass, or brush - Include both pre-emergence and post emergence. 0939

--	--

c. Nematodes. 0937

--	--

d. Diseases in crops and orchards such as blight, smut, rust, etc. 0938

--	--

6. Acres of crops treated to control growth, thin fruit, ripen, or defoliate. 0940

--	--



SECTION 27 RENEWABLE ENERGY

1. During 2017, what types of renewable energy producing systems were on this operation, regardless of ownership? Mark all that apply.

- | | | |
|-------------------------------------------------|-----------------------------------------------------------------|---------------------------------------------------------------------------------------------------------|
| 3603 <input type="checkbox"/> Solar panels | 3614 <input type="checkbox"/> Geothermal/
Geoexchange system | 3610 <input type="checkbox"/> Ethanol production system |
| 3604 <input type="checkbox"/> Wind turbines | 3615 <input type="checkbox"/> Small hydro system | 3606 <input type="checkbox"/> Other, specify → <input style="width: 150px; height: 20px;" type="text"/> |
| 3605 <input type="checkbox"/> Methane digesters | 3609 <input type="checkbox"/> Biodiesel production system | 3619 <input type="checkbox"/> None |

2. On the land owned by this operation, were any wind rights leased to others? 3607 1 Yes 3 No

SECTION 28 MACHINERY AND EQUIPMENT

1. For the items listed below, report the number on this operation on **December 31, 2017**. Include machinery, equipment, and implements used for the farm or ranch business in 2016 or 2017 and usually kept on the operation.

	Mark "X" if None	Number on this operation December 31, 2017	Mark "X" if None	Of these, the number manufactured in the last 5 years (2013-2017)
a. Trucks, including pickups 0944	<input type="checkbox"/>	<input style="width: 150px; height: 20px;" type="text"/>	<input type="checkbox"/>	<input style="width: 150px; height: 20px;" type="text"/>
b. Tractors less than 40 horsepower (PTO) – Exclude garden tractors 0946	<input type="checkbox"/>	<input style="width: 150px; height: 20px;" type="text"/>	<input type="checkbox"/>	<input style="width: 150px; height: 20px;" type="text"/>
c. Tractors 40 - 99 horsepower (PTO) 0948	<input type="checkbox"/>	<input style="width: 150px; height: 20px;" type="text"/>	<input type="checkbox"/>	<input style="width: 150px; height: 20px;" type="text"/>
d. Tractors 100 horsepower (PTO) or more 0962	<input type="checkbox"/>	<input style="width: 150px; height: 20px;" type="text"/>	<input type="checkbox"/>	<input style="width: 150px; height: 20px;" type="text"/>
e. Grain and bean combines, self-propelled 0950	<input type="checkbox"/>	<input style="width: 150px; height: 20px;" type="text"/>	<input type="checkbox"/>	<input style="width: 150px; height: 20px;" type="text"/>
f. Cotton pickers and strippers, self-propelled 0956	<input type="checkbox"/>	<input style="width: 150px; height: 20px;" type="text"/>	<input type="checkbox"/>	<input style="width: 150px; height: 20px;" type="text"/>
g. Forage harvesters, self-propelled 0953	<input type="checkbox"/>	<input style="width: 150px; height: 20px;" type="text"/>	<input type="checkbox"/>	<input style="width: 150px; height: 20px;" type="text"/>
h. Hay balers 0960	<input type="checkbox"/>	<input style="width: 150px; height: 20px;" type="text"/>	<input type="checkbox"/>	<input style="width: 150px; height: 20px;" type="text"/>

SECTION 29 FARM LABOR

1. What was the number of HIRED farm or ranch workers, including paid family members and office workers, who –

- | | | |
|-----------------------------------------------------------------------------------------------|--------------------------|----------------------------------------------------------|
| a. Worked less than 150 days on this operation in 2017? Exclude contract labor 0941 | <input type="checkbox"/> | <input style="width: 150px; height: 20px;" type="text"/> |
| b. Worked 150 days or more on this operation in 2017? Exclude contract labor 0942 | <input type="checkbox"/> | <input style="width: 150px; height: 20px;" type="text"/> |

2. What was the number of UNPAID farm or ranch workers, including family members and office workers, who worked on this farm or ranch? 3401

3. What was the number of foreign and domestic MIGRANT workers on this operation in 2017? A migrant worker is a farm worker whose employment required travel that prevented the migrant worker from returning to his/her permanent place of residence the same day. Include hired and contract workers 3402

SECTION 30 PRODUCTION EXPENSES

Report total production expenses paid by this operation in 2017.

INCLUDE

- expenses paid by you and your landlords
- expenses connected with performing customwork for others

EXCLUDE

- expenses not related to the farm business
- any expenses paid by the contractor

EXPENSES PAID BY THIS OPERATION AND ITS LANDLORD(S)

	Mark "X" if None	Dollars
1. Fertilizer, lime, and soil conditioners purchased. Include rock phosphate, gypsum, manure purchased, potting soil, growing media, and other organic materials. Include the cost of any custom application 1501	<input type="checkbox"/>	\$.00
2. Chemicals purchased such as insecticides, herbicides, fungicides, other pesticides, etc. Include the cost of custom application 1502	<input type="checkbox"/>	\$.00
3. Seeds, plants, vines, trees, etc. purchased. Include technology or other fees, seed treatments, and seed cleaning cost. Exclude items purchased for resale without additional growth 1503	<input type="checkbox"/>	\$.00
a. Of the total in item 3, how much was for cover crop seed? 2753 <input type="checkbox"/>		\$.00
4. Breeding livestock purchased or leased, regardless of age. Include dairy cattle 1504	<input type="checkbox"/>	\$.00
5. All other livestock and poultry purchased or leased. Include stocker and feeder cattle, calves, sheep, lambs, feeder pigs, chicks, pullets, poult, horses, fish, goats, bee colonies, etc. Include livestock leasing expense 1505	<input type="checkbox"/>	\$.00
6. Feed purchased for livestock and poultry. Include grain, hay, silage, mixed feeds, concentrates, supplements, premixes, etc. 1506	<input type="checkbox"/>	\$.00
7. Gasoline, fuels, and oils purchased for the farm business. Include diesel, natural gas, LP gas, motor oil, grease, etc. 1507	<input type="checkbox"/>	\$.00
8. Utilities purchased for the farm business. Include electricity, farm share of telephone, water purchased, etc. 1508	<input type="checkbox"/>	\$.00
9. Repairs, supplies, and maintenance cost for the farm business. 1509	<input type="checkbox"/>	\$.00
10. Labor –		
a. Hired farm and ranch labor. Include employer's cost for social security, worker's compensation, health and life insurance premiums, pension plans, etc. 1510	<input type="checkbox"/>	\$.00
b. Contract labor. Include expenses for labor, such as harvesting of fruit, vegetables, berries, etc. performed on a contract basis by a contractor, crew leader, etc. 1511	<input type="checkbox"/>	\$.00
11. Customwork and custom hauling, such as custom planting, harvesting, etc. and custom hauling of grain, livestock, milk, manure, etc. 1512	<input type="checkbox"/>	\$.00
12. Rent –		
a. Cash rent paid in 2017 for land and buildings. Include grazing fees 1513	<input type="checkbox"/>	\$.00
b. Rent and lease expenses for machinery, equipment, and farm share of vehicles. Exclude custom hire 1514	<input type="checkbox"/>	\$.00
13. Interest paid on debts –		
a. Secured by real estate. 1515	<input type="checkbox"/>	\$.00
b. Not secured by real estate. 1516	<input type="checkbox"/>	\$.00
14. Property taxes paid in 2017. Include farm real estate, machinery, livestock, etc. for the farm business. Exclude taxes paid by this operation's landlords. 1517	<input type="checkbox"/>	\$.00
15. Medical supplies, veterinary, and custom services for livestock. Include artificial insemination (AI), branding, breeding fees, caaponizing, castrating, custom feed processing, hormone injections, performance testing, pregnancy testing, seining, sheep shearing, etc. Exclude manure disposal. . . 1935	<input type="checkbox"/>	\$.00
16. Other production expenses. Include storage and warehousing, marketing expenses, insurance, etc. Exclude health insurance premiums and payroll taxes 1518	<input type="checkbox"/>	\$.00
17. Total production expenses (add items 1-16) 1936	<input type="checkbox"/>	\$.00



SECTION 30 CONTINUED –

		Mark "X" if None	Dollars
18.	How much did your landlord(s) pay for the production expenses for this operation in 2017? 1519	<input type="checkbox"/>	\$ <input type="text"/> .00
19.	What was the value of your landlord's share of the total sales produced by this operation? Exclude cash rent 1349	<input type="checkbox"/>	\$ <input type="text"/> .00
20.	What was the total depreciation expense claimed by this operation in 2017 for all capital assets? Estimate 2017 from 2016 if necessary. 1520	<input type="checkbox"/>	\$ <input type="text"/> .00

SECTION 31 MARKET VALUE OF LAND, BUILDINGS, MACHINERY, AND EQUIPMENT

		Mark "X" if None	Estimated Market Value (Dollars)
1.	Report your estimate of the current market value of land and buildings reported in SECTION 1.		
a.	All land and buildings owned 0996	<input type="checkbox"/>	\$ <input type="text"/> .00
b.	All land and buildings rented or leased from others. 0997	<input type="checkbox"/>	\$ <input type="text"/> .00
c.	All land and buildings rented or leased to others. 0998	<input type="checkbox"/>	\$ <input type="text"/> .00
2.	What is your estimate of the current value of all machinery, equipment, and implements used for farm-related activities on this operation, regardless of ownership, on December 31, 2017 ? 0943	<input type="checkbox"/>	\$ <input type="text"/> .00

INCLUDE - the following if kept on this operation and used for this farm or ranch business in 2017.

- cars • trucks • tractors • tools • dairy equipment
- combines • plows • disks • harrows • irrigation equipment
- pumps • motors • tanks • feeders • grinding and mixing equipment, etc.
- dryers • computers

SECTION 32 INCOME FROM FARM-RELATED SOURCES

Report the gross dollar amount received before taxes and expenses in 2017 for –

		Mark "X" if None	Gross Dollars
1.	Customwork and other agricultural services provided for farmers and others, such as plowing, planting, spraying, harvesting, preparation of products for market, etc. Exclude if customwork was an entirely separate business from your agricultural operation 0992	<input type="checkbox"/>	\$ <input type="text"/> .00
2.	Payments received from cash rent or share payments from renting out farmland or payments from lease of allotments. Include payments for livestock pastured on a per-head basis, per-month basis, AUM basis, etc. 0993	<input type="checkbox"/>	\$ <input type="text"/> .00
3.	Sales of forest products. Include timber, firewood, etc. Exclude sales of Christmas trees, short rotation woody crops, and maple products 0994	<input type="checkbox"/>	\$ <input type="text"/> .00
4.	Agri-tourism and recreational services, such as farm tours, hay rides, hunting, fishing, etc. 1401	<input type="checkbox"/>	\$ <input type="text"/> .00
5.	Patronage dividends and refunds from cooperatives 1402	<input type="checkbox"/>	\$ <input type="text"/> .00
6.	Crop and livestock insurance payments received. Exclude payments received from casualty insurance, vehicle liability, blanket policies, and operator dwelling insurance 1404	<input type="checkbox"/>	\$ <input type="text"/> .00
7.	Other income which is closely related to the agricultural operation. Include renting and leasing farm machinery and trucks, renting and leasing of livestock, bee colony rental, animal boarding, state fuel tax refunds, farm-generated energy, etc. Specify ↴		
1433	<input type="text"/> 1403	<input type="checkbox"/>	\$ <input type="text"/> .00



SECTION 33 CONCLUSION

1. Is it possible that the agricultural activity information reported for this operation could also be reported by another operation?

1080 1 **Yes** - Provide the other name and address below

3 **No** - Go to item 2

Possible Duplicate Name		Address	
1081	<input type="text"/>	1082	<input type="text"/>
City		State	Zip
1083	<input type="text"/>	1084 <input type="text"/>	1085 <input type="text"/>

2. Do you (the individual named on the label) make any day-to-day decisions for **another** farm or ranch? It is important that the Census of Agriculture accurately accounts for all of your farm or ranch operations.

1086 1 **Yes** - Enter the information of the additional farm or ranch below

3 **No** - Go to item 3

Additional Farm or Ranch		Area Code and Phone Number	
1088	<input type="text"/>	1089	<input type="text"/> - <input type="text"/> - <input type="text"/>

- a. Did you receive a 2017 Census of Agriculture report form for this additional farm or ranch?

1087 1 **Yes**

3 **No**

- b. Did you include all data from this additional farm or ranch on THIS REPORT? Do not make changes to the data in this report, regardless of your answer.

1091 1 **Yes**

3 **No**

3. Return your form in the envelope provided. **Thank you** for your participation.

