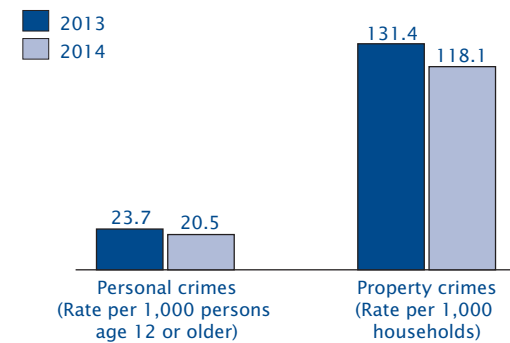


## Comparing Crime Data

- By comparing the NCVS data over time, criminal justice planners can determine whether or not there are any meaningful changes in criminal victimization patterns for certain types of crime.
- In 2013, the personal crime rate was 23.7 victimizations per 1,000 persons age 12 or older, which is not statistically different from 20.5 victimizations per 1,000 persons age 12 or older in 2014 (see Figure 4).
- The overall property crime rate decreased from 131.4 victimizations per 1,000 households in 2013 to 118.1 victimizations per 1,000 households in 2014.

Figure 4.

### Comparison of Crime from 2013 to 2014



Note: For personal crimes, the rates are not statistically different from each other.

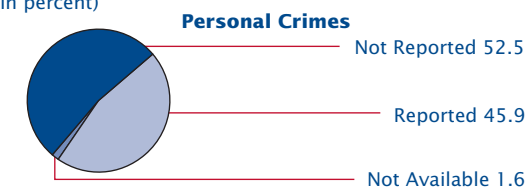
Source: Bureau of Justice Statistics, National Crime Victimization Survey, 2013–2014.

## Reporting Crimes to the Police


- The NCVS was intended to complement the Federal Bureau of Investigation's *Uniform Crime Reports* – an annual compilation of the information reported to police. The NCVS, which also counts incidents not reported to the police, provides a detailed picture of crime incidents, victims, and trends from the victim's perspective.
- In 2014, 52.5 percent of personal crimes were not reported to the police. Also in 2014, the majority of property crimes, 61.7 percent, were not reported to the police (see Figure 5).

Figure 5.

### Reporting Crimes to the Police in 2014 (In percent)



### Reporting Crimes to the Police in 2014 (In percent)



Source: Bureau of Justice Statistics, National Crime Victimization Survey, 2014.

## A Word About Confidentiality

- We use the information you provide for statistical purposes only. Anyone who might see your answers has to take an oath and is subject to a fine and/or imprisonment for improperly disclosing any information you provide (U.S. Code, Title 13, Section 9 and 214).
- The charts and graphs shown in this factsheet were created from a compilation of data provided by respondents like you and are examples of how the data are used to provide information on many topics related to crime and victimization. Your name and address are NOT part of the statistical totals released to the public.
- It is illegal for us to provide anyone, including other government agencies, with information about you as an individual.

## Source and Accuracy

- Data presented in this factsheet are based on people and households that responded to the NCVS in 2013 and 2014. The resulting estimates are representative of the entire population. However, the data are subject to error arising from sampling and nonsampling error. All comparisons presented in this factsheet have taken sampling error into account, and are significant at the 90 percent confidence level, unless otherwise stated. For information on sampling error, nonsampling error, and survey methodology, please see the "National Crime Victimization Survey: Technical Documentation" <[www.bjs.gov/content/pub/pdf/ncvstd13.pdf](http://www.bjs.gov/content/pub/pdf/ncvstd13.pdf)>.

## Other Publications

- This factsheet contains only a few of the highlights of the NCVS findings. The BJS publishes other reports periodically to meet the needs of the many interested people in law enforcement, government, and the private sector who analyze the crime problem and plan programs for combating it. By participating in the NCVS, you are contributing to the knowledge needed to plan effective programs to combat crime.
- The BJS publishes a wide variety of special reports on topics such as Black and Hispanic victims, elderly victims, robbery victims, rape, motor vehicle theft, and so forth. You may obtain the most recent copies of these and other reports based on the NCVS data by writing to or visiting the BJS Web site at:

National Criminal Justice Reference Service (NCJRS)  
P.O. Box 6000  
Rockville, MD 20849-6000

<http://bjs.gov>

## Useful Information

**National Domestic Violence Hotline**  
1-800-799-SAFE  
1-800-787-3224 (TTY)  
[www.thehotline.org/](http://www.thehotline.org/)

**National Center for Victims of Crime**  
1-202-467-8700  
<http://victimsofcrime.org/>

**Child Help®  
National Child Abuse Hotline**  
1-800-4-A-CHILD  
[www.childhelp.org/](http://www.childhelp.org/)

**Eldercare Locator**  
1-800-677-1116  
[www.eldercare.gov/](http://www.eldercare.gov/)

**Victim Connect**  
1-855-4-VICTIM



Issued January 2016  
NCVS-110 (01-16)



# 2014 National Crime Victimization Survey

Factsheet—2014 Data



U.S. Department of Commerce  
Economics and Statistics Administration  
U.S. CENSUS BUREAU  
[census.gov](http://census.gov)

United States™  
**Census**  
Bureau

## What is the National Crime Victimization Survey?

The National Crime Victimization Survey (NCVS) is a nationwide survey based on a sample of households. The survey is designed to obtain detailed information about people victimized by certain types of crime, such as theft, burglary, motor vehicle theft, robbery, assault, rape, and purse snatching/pocket picking.

### The NCVS:

- Reflects crimes that victims do not report to the police, as well as those that are reported.
- Is the primary source of detailed information on the characteristics of both the victim and the crime and gives a more complete picture of the extent and nature of crime in the United States.

### Uses of the NCVS data:

- The NCVS provides information used by law enforcement, judicial, and correctional agencies to improve their effectiveness and planning.
  - The U.S. Department of Education measures the prevalence and nature of student victimizations at school.
  - The U.S. Department of Housing and Urban Development measures crime in public housing.
  - The U.S. Department of Agriculture measures how crime affects farmers.
  - The U.S. Department of Health and Human Services identifies occupations and workplaces at high risk for violence so that effective preventative measures are developed.
  - Academics and researchers in educational institutions use the NCVS data to prepare reports and scholarly publications, which are used in a number of academic disciplines, including sociology, criminology, psychology, and political science.
- ### Who conducts this survey?
- The U.S. Census Bureau conducts the NCVS for the Bureau of Justice Statistics (BJS) of the U.S. Department of Justice.
  - The Census Bureau collects and processes the information and aids the BJS in the analysis of the data.
  - The BJS is responsible for the publication of the results.

### How is the information collected?

- The NCVS involves interviews of households scientifically sampled in all 50 states and the District of Columbia.
- Sample survey methods permit the study of small numbers of people to obtain needed facts about the entire population of the country. These methods greatly reduce the cost of collecting information.
- Interviews are conducted by Census Bureau interviewers either in person or by telephone.

### How was I selected for this survey?

- We scientifically select a cross-section of addresses, not you personally, to represent all households in the United States for this survey.
- Generally, we interview each selected address once every 6 months over a 3-year period for a total of 7 interviews.
- If you move away while your dwelling is still in the survey, we will interview the family that moves in.

### Your participation is important.

- Participation in this survey is voluntary and there are no penalties for refusing to answer any questions. However, whether you were victimized or not, your cooperation is extremely important to help ensure the completeness and reliability of the survey results. Your answers not only represent your household, but also hundreds of other similar households.

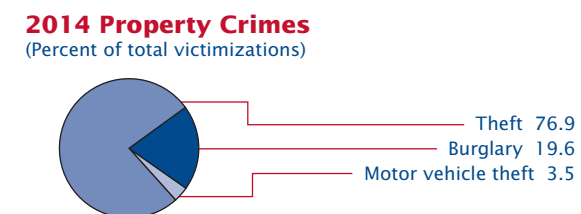
## What Information Do You Get from This Survey?

- Types and amount of crimes committed.
- Characteristics of victims.
- Offender characteristics.
- Details of crimes, including:
  - When and where crimes occur.
  - Economic loss to the victim.
  - Extent of injuries suffered by the victim.
  - Whether the victim knew the offender or whether they were strangers.
  - Whether the offender used a weapon.
  - Whether the police were notified.

## What are the Results from the NCVS?

- The BJS releases the summary results of the NCVS on an annual basis, as well as special topical reports on a periodic basis.
- Results for 2014, the most recent year in which annual estimates are available, showed that assaults were the single most prevalent type of personal crime committed against persons age 12 or older. They comprised 80.7 percent of all personal victimizations in 2014 (see Figure 1).
- Assaults are defined as unlawful physical attacks or threats of attack made directly toward a person face-to-face. They are classified as simple or aggravated, with the severity of attack ranging from simple or minor to nearly fatal.
- The remainder of the personal crimes include robbery, rape/sexual assault, and purse snatching/pocket picking. These crimes collectively account for the remaining 19.3 percent of personal victimizations in 2014.
- As illustrated in Figure 1, the most prevalent type of property crime reported for 2014 was theft. Thefts--such as lawn furniture stolen from a backyard or a bicycle stolen from the driveway--accounted for 76.9 percent of all property crimes. Other property crimes included burglary (19.6 percent) and motor vehicle theft (3.5 percent).

Figure 1.



Source: Bureau of Justice Statistics, National Crime Victimization Survey, 2014.

## Personal Crimes

### Sex of victim:

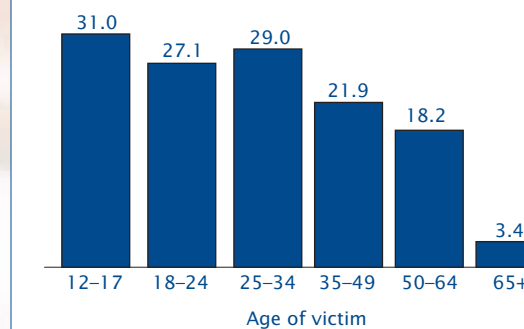
- In 2014, for personal crimes, males age 12 or older experienced 21.4 victimizations per 1,000 persons, which is not statistically different from females age 12 or older who experienced 19.6 victimizations per 1,000 persons.

### Age of victim:

- A person's age affects their likelihood of becoming a victim of crime. In 2014, NCVS findings show that people age 65 or older are least likely to be victimized (see Figure 2). People age 65 or older had 3.4 victimizations per 1,000 persons.

Figure 2.

**2014 Personal Crimes: Age of Victim**  
(Rate per 1,000 persons age 12 or older)



Note: Not all groups are statistically different from each other.

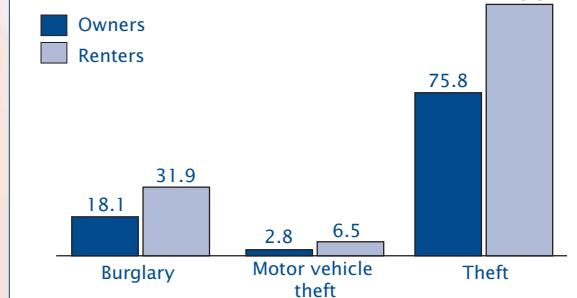
Source: Bureau of Justice Statistics, National Crime Victimization Survey, 2014.

## Property Crimes

- We classify property crimes reported to the NCVS into three major types: burglary, motor vehicle theft, and theft (includes both attempted and completed crimes).
  - Burglary consists of the actual or attempted unlawful entry of a house, apartment, or other residential structure, such as a homeowner's garage.
  - Motor vehicle theft includes theft and attempted theft of cars, trucks, motorcycles, and other vehicles legally entitled to use the public roads and highways.
  - Theft occurs when an offender takes or attempts to take cash or property without personal contact. Incidents involving theft of property from within the sample household would classify as a theft if the offender has a legal right to be in the house, otherwise the incident would classify as a burglary.
- As illustrated in Figure 3, renters had higher rates of victimization in 2014 than homeowners for each of the three major types of property crimes.

Figure 3.

**2014 Property Crimes: Owners vs. Renters**  
(Rate per 1,000 households)



Source: Bureau of Justice Statistics, National Crime Victimization Survey, 2014.