

National Laboratory Training Network

LIVE WEBINAR

Diagnostic Features of Intestinal Nematodes

June 14, 2018 1-2pm EDT | Register by June 13, 2018



Speaker: MacKevin Ndubuisi, Ph.D.

Microbiologist, Parasitic Diagnostic Reference Laboratory
Division of Parasitic Diseases and Malaria (DPDM)
Center for Global Health (CGH)
Centers for Disease Control and Prevention (CDC)

Description

This **basic-level webinar** will provide an overview of the morphologic features that are important in correctly identifying intestinal nematode eggs, larvae, and adult worms.

Audience

This basic-level webinar is intended for laboratory professionals.

Objectives

- Describe morphological characteristics of intestinal nematodes
- Microscopically detect and identify intestinal nematodes
- Recognize commonly seen artifacts often misdiagnosed as nematodes

**** Course content is closed-captioned where applicable and optimized for a screen reader.**

To participate in the webinar, you will need a computer with internet access and speakers or headphones to hear the audio. To test your system before the webinar, visit <https://adobe.ly/1jC8plr>

Register for free by June 13, 2018. Find the course under Live Webinars at www.cdc.gov/labtraining/ and follow the link to register for the course in TRAIN. You will receive a detailed confirmation email.

Contact us with questions at labtraining@cdc.gov. This webinar will be archived on TRAIN.

P.A.C.E. Course # 288-013-18 approved for 1.0 contract hour.

The Centers for Disease Control and Prevention, Division of Laboratory Systems is approved as a provider of continuing education programs in the clinical laboratory sciences by the ASCLS P.A.C.E.® Program.



Sponsored by the National Laboratory Training Network (NLTN). The National Laboratory Training Network is a training system sponsored by the Association of Public Health Laboratories (APHL) and the Centers for Disease Control and Prevention (CDC). <http://www.aphl.org/training/Pages/overview.aspx>.

This training was supported by Cooperative Agreement # U60OE000103 funded by the Centers for Disease Control and Prevention. Its contents are solely the responsibility of the authors and do not necessarily represent the official views of CDC or the Department of Health and Human Services. This project was 100% funded with federal funds.

Molecular Techniques in Mycology

NATIONAL LABORATORY TRAINING NETWORK



Anastasia P. Litvintseva, Ph.D.,
Team Lead, National Center for
Mycotic Diseases Branch,
Emerging and Infectious Diseases
(NCEZID),
Centers for Disease Control and
Prevention (CDC)

This webinar will describe the basic principles and potential applications of molecular methods for the detection and genotyping of fungi. These applications include targeted PCR/DNA sequencing, MALDI-TOF, DNA fingerprinting, and whole genome sequencing for strain typing. The presentation will describe specific cases investigated by the CDC's Mycotic Diseases Branch, NCEZID, using molecular methods and discuss advantages and limitations of different molecular approaches.

FREE WEBINAR

ORIGINAL BROADCAST DECEMBER 13, 2017

- Locate the course online under archived Webinars at www.cdc.gov/labtraining.
- Follow the link to register for the course in TRAIN.
- If you have difficulty with the online registration process, please email labtraining@cdc.gov.

CEUs

The Centers for Disease Control and Prevention, Division of Laboratory Systems, Laboratory Training and Services Branch, is approved as a provider of continuing education programs in the clinical laboratory sciences by the ASCLS P.A.C.E.® Program.

This webinar is approved for 1.0 hour of P.A.C.E.® credit, and has been approved for 1.0 contact hours in the General (Microbiology/ Mycology/ Parasitology) category for Florida Laboratory Licensees.

P.A.C.E.® Course#: 288-018-17 Florida Course#: 20-614841



Sponsored by the National Laboratory Training Network (NLTN).

The National Laboratory Training Network is a training system sponsored by the Association of Public Health Laboratories (APHL) and the Centers for Disease Control and Prevention (CDC).

<http://www.aphl.org/training/Pages/overview.aspx>

This training is supported by Cooperative Agreement # NU60HM000803 funded by the Centers for Disease Control and Prevention. Its contents are solely the responsibility of the authors and do not necessarily represent the official views of CDC or the Department of Health and Human Services.

This project is 100% funded from a federal program with federal funds of \$1,722,464.00.

Objectives

At the end of this webinar, participants will be able to:

- Explain the basic principles behind mycology molecular methods.
- Identify the advantages and limitations of each method.
- Describe situations when these molecular methods should be applied.

Target Audience

This basic-level webinar is intended for laboratory professionals.

Special Needs

Course content is closed captioned where applicable and optimized for a screen reader.

National Laboratory Training Network

LIVE WEBINAR

Why, When, and How to Create a Section 508-Compliant Document

June 28, 2018 1-2pm EDT | Register by June 21, 2018



Speaker: Joseph Rothschild, Health Communication Specialist

Training and Workforce Development Branch (TWDB),

Division of Laboratory Systems (DLS), Center for Surveillance, Epidemiology, and Laboratory Services (CSELS), Centers for Disease Control and Prevention (CDC)

Description

This **basic-level webinar** will discuss the importance of creating Section 508-compliant material and publicly available resources, common issues encountered by authors and developers, and potential solutions.

Audience

This basic-level webinar is intended for laboratory professionals.

Objectives

- Explain the importance of creating 508-compliant content
- List the types of content and materials that require 508 compliance
- Describe the challenges associated with designing a 508-compliant course or materials
- Identify publicly available resources related to developing 508-compliant courses or materials

**** Course content is closed-captioned where applicable and optimized for a screen reader.**

To participate in the webinar, you will need a computer with internet access and speakers or headphones to hear the audio. To test your system before the webinar, visit <https://adobe.ly/1jC8plr>

Register for free by June 21, 2018. Find the course under Live Webinars at www.cdc.gov/labtraining/ and follow the link to register for the course in TRAIN. You will receive a detailed confirmation email.

Contact us with questions at labtraining@cdc.gov. This webinar will be archived on TRAIN.

P.A.C.E. Course # 288-019-18 approved for 1.0 contact hour.

The Centers for Disease Control and Prevention, Division of Laboratory Systems is approved as a provider of continuing education programs in the clinical laboratory sciences by the ASCLS P.A.C.E.® Program.



Sponsored by the National Laboratory Training Network (NLTN). The National Laboratory Training Network is a training system sponsored by the Association of Public Health Laboratories (APHL) and the Centers for Disease Control and Prevention (CDC).
<http://www.aphl.org/training/Pages/overview.aspx>.

This training was supported by Cooperative Agreement # U60OE000103 funded by the Centers for Disease Control and Prevention. Its contents are solely the responsibility of the authors and do not necessarily represent the official views of CDC or the Department of Health and Human Services. This project was 100% funded with federal funds.

Morphological Identification of the Commensal Protozoa of the Human Intestinal Tract

NATIONAL LABORATORY TRAINING NETWORK



Richard Bradbury, Ph.D.,
Team Lead

Parasitic Diagnostic Reference
Laboratory Division of Parasitic
Diseases and Malaria (DPDM)
Center for Global Health (CGH)
Centers for Disease Control
and Prevention (CDC)

This webinar will provide an overview of the morphological identification and differentiation of cyst and trophozoite forms of the non-pathogenic or unknown pathogenicity protozoa of the human intestinal tract. Parasites discussed will include *Iodamoeba bütschlii*, *Endolimax nana*, *Blastocystis* species, *Dientamoeba fragilis*, *Chilomastix mesnili*, *Pentatrichomonas hominis* and *Retortamonas intestinalis*.

FREE WEBINAR

ORIGINAL PRESENTATION DATE DECEMBER 6, 2017

- Locate the course online under archived Webinars at www.cdc.gov/labtraining
- Follow the link to register for the course in TRAIN.
- If you have difficulty with the online registration process, please email labtraining@cdc.gov.

CEUs

The Centers for Disease Control and Prevention, Division of Laboratory Systems, Laboratory Training and Services Branch, is approved as a provider of continuing education programs in the clinical laboratory sciences by the ASCLS P.A.C.E.[®] Program.

This webinar is approved for 1.0 hour of P.A.C.E.[®] credit, and has been approved for 1.0 contact hours in the General (Microbiology/ Mycology/ Parasitology) category for Florida Laboratory Licensees.

P.A.C.E.[®] Course#: 288-021-17 Florida Course#: 20-614839



Sponsored by the National Laboratory Training Network (NLTN).

The National Laboratory Training Network is a training system sponsored by the Association of Public Health Laboratories (APHL) and the Centers for Disease Control and Prevention (CDC).

<http://www.aphl.org/training/Pages/overview.aspx>

This training is supported by Cooperative Agreement # NU60HM000803 funded by the Centers for Disease Control and Prevention. Its contents are solely the responsibility of the authors and do not necessarily represent the official views of CDC or the Department of Health and Human Services.

This project is 100% funded from a federal program with federal funds of \$1,722,464.00.

Objectives

At the conclusion of this program, the participant will be able to:

- Identify the commensal protozoa species of the human intestinal tract
- Differentiate the trophozoites of commensal protozoa species of the human intestinal tract
- Differentiate the cysts commensal protozoa species of the human intestinal tract

Target Audience

This basic-level webinar is intended for laboratory professionals.

Special Needs

Course content is closed captioned where applicable and optimized for a screen reader.



CDC Preparedness Webinar Series

ARCHIVED

The Interface of Biology and Chemistry: How Advanced Analytical Techniques Benefit the Diagnosis, Assessment of Treatment Efficacy, and Prevention of Toxin-Mediated Diseases

John R. Barr, Ph.D.

Branch Chief

Clinical Chemistry Branch

National Center for Environmental Health
Centers for Disease Control and Prevention

CENTERS FOR DISEASE CONTROL AND PREVENTION

This basic-level webinar will describe powerful mass spectrometry-based methods for the detection and differentiation of protein toxins. The Clinical Chemistry Branch at the National Center for Environmental Health of CDC has developed and implemented improved methods for the diagnosis, assessment of treatment efficacy, and prevention of botulism and anthrax. Additionally, new data on the structure of botulinum neurotoxin complexes and anthrax toxemia will be presented.

FREE WEBINAR

Original Broadcast: December 12, 2017

- Locate the course online under Archived Webinars at www.cdc.gov/labtraining.
- Follow the link to register for the course in TRAIN.

CEUs

The Centers for Disease Control and Prevention, Division of Laboratory Systems, Laboratory Training and Services Branch is approved as a provider of continuing education programs in the clinical laboratory sciences by the ASCLS P.A.C.E.® Program.

This webinar is approved for 1.0 hour of P.A.C.E.® credit, and has been approved for 1.0 contact hours in the General (Clinical Chemistry/UA/Toxicology) category for Florida Laboratory Licensees.

P.A.C.E.® Course#: 288-026-17 FL Course#: 20-614847



Sponsored by the Centers for Disease Control and Prevention
Division of Laboratory Systems

Objectives

At the conclusion of this program, the participant will be able to:

- Identify botulinum neurotoxins and methods to diagnose botulism
- Describe how rapid differentiation of botulinum neurotoxins can aid in epidemiologic investigations
- Identify anthrax toxins and anthrax toxemia
- Discuss the effect of medical countermeasures on the levels of anthrax toxins

Target Audience

This basic-level webinar is intended for laboratory scientists working in sentinel, state, and local public health laboratories.

Special Needs

Course content is closed-captioned where applicable and optimized for a screen reader.



CDC Preparedness Webinar Series

ARCHIVED

Overview of the Rapid Toxic Screen and Laboratory Response Network for Chemical Threats (LRN-C)

Rudolph Johnson, Ph.D.

Branch Chief

Emergency Response Branch

National Center for Environmental Health

Centers for Disease Control and Prevention

CENTERS FOR DISEASE CONTROL AND PREVENTION

This basic-level webinar will describe the basic elements of laboratory response to an unknown chemical agent exposure, including sample collection, sample testing, and surge capacity testing through state public health laboratories.

FREE WEBINAR

Original Broadcast: December 7, 2017

- Locate the course online under Archived Webinars at www.cdc.gov/labtraining.
- Follow the link to register for the course in TRAIN.

CEUs

The Centers for Disease Control and Prevention, Division of Laboratory Systems, Laboratory Training and Services Branch is approved as a provider of continuing education programs in the clinical laboratory sciences by the ASCLS P.A.C.E.® Program.

This webinar is approved for 1.0 hour of P.A.C.E.® credit, and has been approved for 1.0 contact hours in the General (Clinical Chemistry/UA/Toxicology) category for Florida Laboratory Licensees.

P.A.C.E.® Course#: 288-022-17 FL Course#: 20-614855



Sponsored by the Centers for Disease Control and Prevention
Division of Laboratory Systems

Objectives

At the conclusion of this program, the participant will be able to:

- Identify the basic elements of laboratory response to an unknown chemical agent exposure
- Describe CDC laboratory capabilities to detect human exposure to chemical agents
- Discuss the role of the Laboratory Response Network for chemical threats (LRN-C)

Target Audience

This basic-level webinar is intended for laboratory scientists working in sentinel, state, and local public health laboratories.

Special Needs

Course content is closed-captioned where applicable and optimized for a screen reader.



CDC Preparedness Webinar Series

ARCHIVED

Human Brucellosis Associated with *Brucella abortus* RB51 Shedding in Milk; New Problem?

Rebekah V. Tiller, LCDR, MPH

Microbiologist

Zoonosis and Select Agent Laboratory

Bacterial Special Pathogens Branch

Division of High-Consequence Pathogens and Pathology

National Center for Emerging and Zoonotic Infectious Diseases

Centers for Disease Control and Prevention

CENTERS FOR DISEASE CONTROL AND PREVENTION

This basic-level webinar will discuss two unrelated human cases of brucellosis caused by the *B. abortus* RB51 strain due to shedding in cow milk acquired in the United States. This webinar is intended to provide an epidemiological background on human exposure to the RB51 vaccine strain and make laboratories aware of the nuances of diagnosis and identification of RB51 infections.

FREE WEBINAR

Original Broadcast: December 21, 2017

- Locate the course online under Archived Webinars at www.cdc.gov/labtraining.
- Follow the link to register for the course in TRAIN.

CEUs

The Centers for Disease Control and Prevention, Division of Laboratory Systems, Laboratory Training and Services Branch is approved as a provider of continuing education programs in the clinical laboratory sciences by the ASCLS P.A.C.E.® Program.

This webinar is approved for 1.0 hour of P.A.C.E.® credit, and has been approved for 1.0 contact hours in the General (Clinical Chemistry/UA/Toxicology) category for Florida Laboratory Licensees.

P.A.C.E.® Course#: 288-028-17 FL Course#: 20-614845



Sponsored by the Centers for Disease Control and Prevention
Division of Laboratory Systems

Objectives

At the conclusion of this program, the participant will be able to:

- Identify specific strain characteristics of the *B. abortus* RB51 strain and how it is different from other pathogenic *Brucella* species
- Describe human exposure to *B. abortus* RB51
- Discuss the clinical presentations, proper diagnosis and treatment of infection caused by *B. abortus* RB51

Target Audience

This basic-level webinar is intended for laboratory scientists working in sentinel, state, and local public health laboratories.

Special Needs

Course content is closed-captioned where applicable and optimized for a screen reader.

CDC Laboratory Training

CDC



🏠 CDC Laboratory Training

External Training Links

FAQs

Continuing Education Units (CEU)

Contact Us

✉ Get Email Updates

To receive email updates about this page, enter your email address:


[What's this?](#)

Related Links

[Division of Laboratory Systems \(DLS\)](#)

[Competency Guidelines for Laboratory Professionals](#)

Brain-Eating Amoebas – Challenges in Diagnosis and Treatment



Description

Pathogenic free-living amoebae such as *Acanthamoeba* spp., *Balamuthia mandrillaris*, and *Naegleria fowleri*, popularly termed “Brain-Eating Amoebae” have been known to cause infections of the human central nervous system.

This webinar addresses the importance of using a combination of morphology, immunofluorescence microscopy, and real-time PCR for rapid and accurate diagnosis of the three amoebae that cause these infections.

Audience


Laboratory professionals

Objectives


At the conclusion of this webinar, participants will be able to:

- Describe the morphological characteristics of *Acanthamoeba* spp., *Balamuthia mandrillaris*, and *Naegleria fowleri*
- Identify the testing methods available for the diagnosis of these three amoebae

 Register Now

 Delivery Method

On-demand eLearning

 Length of Course

1 Hour

 Sponsoring Agency

CDC