

## Why Measure Health Coverage and Disability?

As we all know, our health is a critical ingredient when it comes to taking care of our family and making ends meet. That means it is impossible to measure how well the population is doing without also measuring their health, disability, and access to health care.

In order for the country to know what is needed—how folks are doing and where they need help—we must conduct surveys such as the Survey of Income and Program Participation (SIPP) to produce that information.

Because our country is so populous (over 300 million people), we can only survey a scientific sample of the whole population. Thus, your answers to this survey represent thousands of Americans!

Americans work hard everyday, achieving triumphs and facing struggles. By studying both our successes and setbacks, we can help our nation make informed decisions. By law, all personal information collected for this study is kept strictly confidential.

Thank you for participating in this survey, and for helping represent our nation's most important asset...

**People Just Like You.**



## Mission and Purpose

Data from the Survey of Income and Program Participation (SIPP) are used to evaluate changes in:

- Income
- Movement into and out of government assistance programs
- Effects of our changing family and social situations for individuals and households

For more information, visit SIPP online at:

[www.census.gov/sipp](http://www.census.gov/sipp)



# SIPP

Health Coverage and Disability

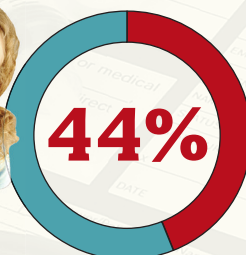
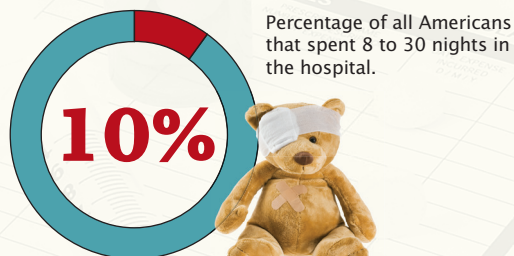




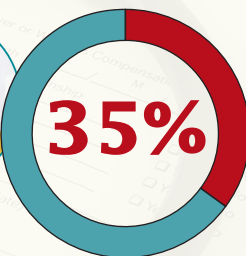
## Health Care

SIPP measures how much health care people receive, as well as health care costs.

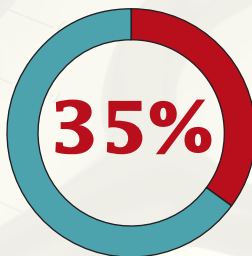
Using data from the 2010 year, we found the following:



Percentage of children under 18 who did not visit a dentist.



Percentage of children under 18 that had no medical visits.



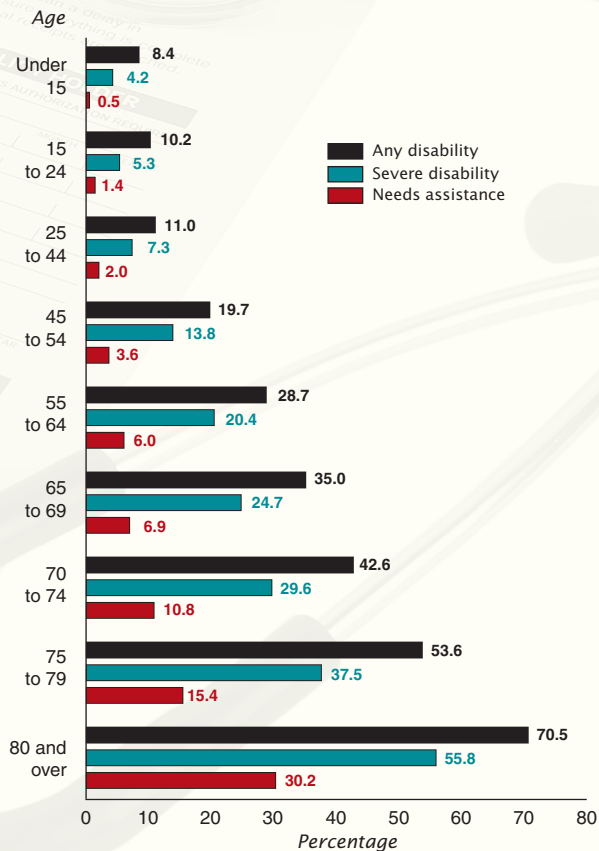
Percentage of Americans who took prescription medicine daily.

## Disability and Well-Being

SIPP also measures disabilities, work limitations, and health status.

- 19 percent of Americans have a disability and 13 percent have a severe disability.
- 8 percent of children under 15 have some kind of disability.
- 12.3 million Americans (4.4 percent) aged 6 and over need assistance with one or more daily activities.

### Disability Prevalence and the Need for Assistance by Age: 2010



Note: The need for assistance with activities of daily living was not asked of children under 6 years.

Source: U.S. Census Bureau, Survey of Income and Program Participation, May–August 2010.

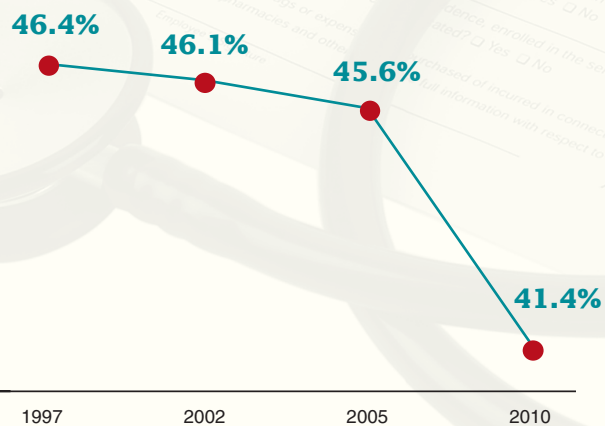
## Health Insurance Coverage

SIPP measures how many Americans have health insurance and how that changes across time.

- In 2010, approximately 80 million Americans, or 26 percent of the country, were not covered by health insurance.
- In 2010, approximately 95.5 million Americans, or 31 percent of the country, were covered through government-provided health insurance.

Most Americans get their health coverage through their job. However, SIPP shows that this coverage is getting harder to come by.

### Percentage of Employed Population Aged 15 and Over Whose Employer Offered Health Insurance



Source: U.S. Census Bureau, Survey of Income and Program Participation, 1996, 2000, 2004, 2008 Panels.