

Attachment A: Interview Protocol

This protocol includes the script that will be used for both lab visits. The interviewer may ask unscripted follow-up questions (e.g., “Can you tell me more about that?”) if a participant’s answer suggests additional, pertinent information can be gained.

Visit 1

- Hi! Thank you for coming in today.
- I have a couple of colleagues in the next room that will be observing and taking notes.
- Our recruiter told you that this study involves two visits – one today and one a few days later, right?
- In this study, we’re going to be helping out with the Consumer Expenditure Survey Interview. This survey collects information about how US households spend their money, and the data are used to calculate how much average Americans are spending and what the rate of inflation is.
- They need your help with coming up with instructions to give respondents. The survey needs people to collect their online records – like bills, receipts, and account statements – all in to one place and organize them so that they could be used for the Consumer Expenditure Interview. People might need help on that, so they want to provide instructions on collecting electronic records.
- Our goal here is just to test-drive those instructions and see what they’re like. I’ll show you some instructions, ask you to follow them, and then get your feedback on whether the instructions were clear, whether they were easy or difficult to follow, and whether there’s anything we can do to improve them.
- I’m not interested in your expenses like how much money you spent, I just want you to go through the motions as if you were going to participate in the Consumer Expenditure Survey Interview.
- It’s important to note that this is not a test of your ability. If the instructions are difficult to follow, that’s something we need to work on and we need to hear it from you.
- Today I’m going to give you the instructions that we’ve been talking about. Then, I’ll ask you to go home and try them out on your own – collect your electronic records and organize them. That part at home will probably take between 30-60 minutes. Then, you’ll come back in and we’ll talk about what it was like. How does that sound?
- [Consent form]
- Great. Let’s talk about the Consumer Expenditure Interview for a moment. Here is an example of the kind of question that they would want you to be able to answer. They want a description of the item, how much it cost, and in what month it was paid for. I want you to be looking for records that have this kind of information on them.

Since the 1st of May, did you or anyone in your

household have any expenses for electricity?		
	Company name	Pepco
Report 1	Amount	\$71.06
	Month	May
Report 2	Amount	\$91.79
	Month	June
Report 3	Amount	\$103.62
	Month	August

- Now let's look at the Checklist. You'll be taking this home with you today and using this to guide the collection of electronic records at home.
- Here you can see the instructions for what we are asking you to do: for each of these items, mark down whether you had that expense in the past three months. If you did, then mark down whether you have a paper record or an electronic record – an electronic record is anything like a bill, a receipt, or an account statement that is stored electronically, not on paper. It might be in your email, in an account where you go to a company's website and then log in, or maybe just in your checking account or credit card statement.
- The goal here is to save that record so that you can use it at a later time, during an interview. Here you can see are step-by-step instructions on how to go about saving the information. Follow these, but if you're not sure how to handle something, just give me a call and I'll try to help.
- Part of saving the record is making sure that you'll be able to find it again. Make sure the name of the file helps you to identify what the record is for. If you need to change it, you can follow these instructions.
- Looking at this checklist again, take a look at these columns. Here you'll see that we're asking you to jot down some notes about how you went about saving each file. This is the most important part – fill this out for each expense.
- When you have saved records for all of the expenses on the list, you should have a folder with many files in it. Take a look at this folder and see if you need to make any changes – maybe you want to make subfolders or you want to change the file naming system. Anything you do now could save you time later on. If you make changes, note that down, too.
- If you can, then please take a screenshot of the folder, or a photo with your phone. If you could email that to yourself or show me the photo that would help me to know what kind of folder you ended up with. This is optional, but it would be very helpful.
- How comfortable do you feel with the task of collecting electronic records?
[Extremely comfortable, very comfortable, somewhat comfortable, somewhat uncomfortable, very uncomfortable, extremely uncomfortable]

Visit 2

At-home records collection debrief, looking at the Checklist they bring in (15 minutes)

- Tell me about what it was like to collect the electronic records.
- Was there anything about the process that was unexpected?
- Do you feel like the instructions and Checklist covered everything you needed to know, or what were they missing?
- Did you happen to have a photo or screenshot of what your final records collection looked like?
- Did you ever have to look up records from someone else in your household?

- About how long would you say you spent on collecting records?
- Let's take one of your expenses [pick one] – tell me what you did to save this record.
- Great. That was really helpful. We'll be taking a look at all of the information you recorded here – we'll combine it with the data from the other participants who are coming in to get a sense of what it's like to collect records.

In-lab exercises (25 minutes)

- Now I'd like us to go through a couple of exercises together. Since I couldn't look over your shoulder while you were at home, I'm going to have you do it here! I'll ask you to imagine that what you see on the screen is one of your own expenses, and you need to save it.
- What you'll see on the screen are just some mock-ups. They are really basic versions of websites, so they might not act exactly like what you're used to, but hopefully they'll come close. And they are fake accounts and they don't have your real expense information, or anyone's real information.
- On this screen here, you can see there is a list of all the expenses that this imaginary "you" has. We're going to go through a short Checklist, and I'd like for you to come to this page, find the expense you want, click on it to go to it, and save it.
- Scenario 1 – No "file" can be saved from the online account:
At your apartment, you pay your own internet and phone through CastCompany, but do not have to pay for electricity, gas, water, or any other utilities. Please save the records that you would need for the interview.
- Scenario 2 – Multiple records for a single item category:
You went to the eye doctor for a vision exam and got a new pair of glasses. Please look save the records that you would need for the interview.
- Scenario 3 – A record that includes multiple expenses across categories:
You have made several online purchases from Rainforest.com. Please save the records that you would need for the interview.

Attachment B: Records Checklist

The Checklist will be printed on legal size paper, with information on both sides. One side will have the Checklist and space for participants to record their record collection process, with large boxes for handwritten text entry (to be extended when the Checklist is printed on legal size paper for the study). The other side of the paper will have instructions about how to gather electronic records and what information to note for the research study.

Collecting Records for Your Interview

Thank you!

Thank you for agreeing to take part in this research study! Your participation will help us to design the survey and our materials before they are sent out to thousands of people across the country. We value your honest feedback – positive and negative – to help us make improvements.

Prepare for your interview

Collect records to help you remember details about the expenses listed on this sheet. Records include things like:

Bills	Statements
Emails	Receipts

Try to collect records with the most amount of information on them. Only collect bank or credit card statements if you can't access the original record.

We will not collect your records – we will not ask you for any expense information. You may decline to answer questions or share information for any reason. Any information you do report will remain confidential and will not be shared.

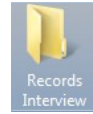
Your next appointment is on:

_____, August ____ 2016


at ____: ____ am / pm

Collect your electronic records

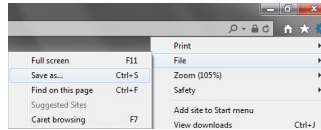
1. Create a new electronic folder and rename it “Records Interview”.
2. Take a look at the other side of this sheet to see a list of expenses.
3. For each expense that you have had (since May 1, 2016), download the record.



For online accounts:

If you can, click a link or icon  to download the record.

If that's not offered, go to Tools > File > Save as, or use your mouse to right-click anywhere on the screen for a similar menu



Save the webpage to the “Records Interview” folder you just created. Make sure “Webpage, complete (*.htm; *.html)” is selected.

Give the file a name that will help you to easily find it during the interview – like, “Electricity June” or “Creditcard July”.

For all other types of records:

If you have any questions about how to save other kinds of records, call the study manager, Erica, at (202) 691 - 7924

Take notes on the process of collecting records

We need you to take detailed notes on the steps that you took to collect your records. Please note what steps you took, whether you had any problems, and anything else that might help us to improve the instructions.

Did you have this expense?

Write in Yes or No

Do you have a record?

Mark the options that apply to you
Description of record(s)

Write down the type of record.

Provide as much detail as you can.

Where did you go to find this record?

Write down if you went to a company website, your bank's website, offline software, or anywhere else. If you had to ask another member of household, note that here.

What steps did you take to save the record?

Write down everything you did after you located the record. Include the name that you gave the file.

Any problems?

Note down anything that didn't go as you expected or that caused you frustration.

Records Checklist

CE Item	Did you have this expense?	Do you have a record?			Description of record(s) (bill, statement, etc)	Where did you go to find this record?	What steps did you take to save the record?	Any problems?
		No Record	Electronic	Paper				
EXAMPLE	Yes		X		Account statement	The company website	Pulled up the statement. Clicked the icon to download PDF. Named it "CarInsuranceJune".	The statement is quarterly, not monthly.
Mortgage, total amount paid								
Mortgage, of total amount, interest paid								
Electricity								
Internet connection								
Physician, dental, and eye care services								
Health insurance, amount spent on premiums, including payroll deductions								

Attachment C: In-lab Simulations


Your Account > Your Orders

Your Orders

Orders


3 orders placed in past 6 months 

ORDER PLACED	TOTAL
June 12, 2016	\$50.31




Centrum Silver Multivitamin/Multimineral Supplement
Sold by: Amazon.com LLC
\$24.02

[Buy it Again](#)



SanDisk Cruiser CZ36 32GB USB 2.0 Flash Drive, Frustration-Free Packaging- SDCZ36-032G-AFFP
Sold by: Amazon.com LLC
\$9.99

[Buy it Again](#)



Mosquito Bits, 30-Ounce
Sold by: Amazon.com LLC
\$16.30

[Buy it Again](#)

[Track package](#)


[Return or replace items](#)

[Leave package feedback](#)

[Write a product review](#)

[Archive order](#)

ORDER PLACED	TOTAL
June 29, 2016	\$7.89



GAMMA RAY READERS Quality Reading Glasses for Women
Sold by: Amazon.com LLC
\$7.89

[Buy it Again](#)

[Track package](#)

[Return or replace items](#)

[Leave package feedback](#)

[Write a product review](#)

[Archive order](#)



Service Details

Account Number	
Billing Date	06/04/16
Unpaid Balance	\$74.99 - Due Now
New Charges	\$74.99
Total Amount Due	\$74.99

TV

Service Protection Plan	05/04 - 06/03	1.45
Showtime	05/04 - 06/03	\$35.89
Service Discount		-16.99
Comcast Digital	05/04 - 06/03	16.99
Preferred Includes: Digital Classic, Digital Preferred and 1 Standard Digital Set-Top Receiver and Remote, if applicable.		
Service Discount		-7.00
Total TV		\$30.34

Internet

Modem Rental	05/04 - 06/03	5.00
High-Speed Internet	05/04 - 06/03	\$47.96
Service Discount		-17.96
Total Internet		\$35.00

Taxes, Surcharges & Fees

TV		
Franchise Costs		0.25
Franchise Fees		3.22

Taxes, Surcharges & Fees, cont.

Local Taxes	4.92
State Sales Tax	0.71
FCC Regulatory Fee	0.07
Internet	
State Sales Tax	0.48
Total Taxes, Surcharges & Fees	\$9.65

Important Account Information
 ALL DELINQUENT ACCOUNTS ARE SUBJECT TO A \$5.99 ADMINISTRATIVE LATE FEE.

For customer service call 1-877-824-2288. You can also chat live with us or email us at: www.askcomcast.com/wa.

Hearing/Speech Impaired - Call 711 for Customer Service. For TTY call 1-888-824-8535.

Your Franchise Authority's Name And Address Is:
 City of Des Moines, 21630 11th Avenue S,
 Des Moines, WA 98198. Your FCC Community Unit Is: WA0121. Please Do Not Mail Payments To Your Franchise Authority.
 Closed Captioning Customers: For assistance call (800)266-2278 or go online for email or live chat

Transactions & Details

Account Number 5555-123-7890	Current Balance \$96.37	Available Credit \$1,903.63
Statements	Pay Bill	

I Want To...

- [Transfer a Balance](#)
- [View Pending Payments](#)
- [View Year End Summary](#)
- [Set Account Alerts](#)

Date ▾	Description	Amount	Balance
06/30/2016	Sureway Grocery	-\$21.38	-\$96.37
06/15/2016	CastCompany HighSpeed Internet	-\$74.99	-\$74.99
06/04/2016	Payment received	+\$235.10	\$0.00
05/29/2016	Rainforest.com	-\$50.31	-\$235.10
05/22/2016	Eyes R Us co-pay for optometrist Main Street branch	-\$109.90	-\$184.89
05/15/2016	CastCompany High Speed Internet	-\$74.99	-\$74.99
05/03/2016	Payment received	+\$123.16	\$0.00
04/28/2016	Rainforest.com	-\$7.89	-\$123.16
04/21/2016	Sureway Grocery	-\$39.44	-\$115.27
04/15/2016	CastCompany HighSpeed Internet	-\$75.83	-\$75.83

Attachment D: Screening Protocol

We're recruiting for a new research study. The purpose of this study is to improve the instructions we give to respondents about how to collect electronic records. By "records" we mean things like receipts, bills, and account statements. We don't need to ask you about your expenses, just about how you access and organize them.

As part of this study, you will come in to the lab two times. The first visit to the lab will be a short visit where the researcher will explain more about the study. Then, she will ask you to take some materials home with you. At home, you'll need to spend about 30-60 minutes collecting records, following her instructions. Once you've done that, you'll come back in to the lab, where you'll share feedback about your experience collecting records and answer questions. Altogether, you'll need to spend about 2 hours on this study. You will be paid \$80 – the first time you come in, you will get a check for \$30 and the second time you come in you will get a check for \$50.

Can you agree to that?

[If yes] Ok, then we have a few questions to check your eligibility.

Do you have electronic records – that is, online bills, receipts, emails, account statements, that sort of thing?

Yes

No *Screen out

About how many would you say you use, or could access, if you wanted to?

0-3 *Screen out

4-9

10 or more

Are you willing to take detailed notes on the process of gathering the records?

Yes

No *Screen out

Can you come in twice within a two week period?

Yes

No *Screen out

Attachment E: Consent Form

CONSENT FORM

The Bureau of Labor Statistics (BLS) is conducting research to increase the quality of BLS surveys. This study is intended to suggest ways to improve the procedures the BLS uses to collect survey data.

The BLS, its employees, agents, and partner statistical agencies, will use the information you provide for statistical purposes only and will hold the information in confidence to the full extent permitted by law. In accordance with the Confidential Information Protection and Statistical Efficiency Act of 2002 (Title 5 of Public Law 107-347) and other applicable Federal laws, your responses will not be disclosed in identifiable form without your informed consent. The Privacy Act notice on the back of this form describes the conditions under which information related to this study will be used by BLS employees and agents.

During this research you may be audio and/or videotaped, or you may be observed. If you do not wish to be taped, you still may participate in this research.

(Visit 1) We estimate it will take an average of 20 minutes to participate in this research today and up to 1 hour to gather electronic records at home.

(Visit 2) We estimate it will take an average of 60 minutes to participate in this research today.

Your participation in this research project is voluntary, and you have the right to stop at any time. If you agree to participate, please sign below.

Persons are not required to respond to the collection of information unless it displays a currently valid OMB control number. The OMB control number is 1220-0141 and expires on April 30, 2018.

I have read and understand the statements above. I consent to participate in this study.

Participant's signature

Date

Participant's printed name

Researcher's signature

PRIVACY ACT STATEMENT

In accordance with the Privacy Act of 1974, as amended (5 U.S.C. 552a), you are hereby notified that this study is sponsored by the U.S. Department of Labor, Bureau of Labor Statistics (BLS), under authority of 29 U.S.C. 2. Your voluntary participation is important to the success of this study and will enable the BLS to better understand the behavioral and psychological processes of individuals, as they reflect on the accuracy of BLS information collections. The BLS, its employees, agents, and partner statistical agencies, will use the information you provide for statistical purposes only and will hold the information in confidence to the full extent permitted by law. In accordance with the Confidential Information Protection and Statistical Efficiency Act of 2002 (Title 5 of Public Law 107-347) and other applicable Federal laws, your responses will not be disclosed in identifiable form without your informed