

*NATIONAL CENTER FOR EDUCATION STATISTICS
NATIONAL ASSESSMENT OF EDUCATIONAL PROGRESS*

Appendix D

Communications and Recruitment Materials

*Request for Clearance for
NAEP Assessments for 2017-2019*

"

*****QOD'08: 72/PGY 'x0*****

*****r t g x k q w u'OMB# 1850-0790 x065+




Table of Contents

Appendix D-1: NAEP Participation Letter for Chiefs	1
Appendix D-2: NAEP Sample Endorsement Letter for Private School Organizations	4
Appendix D-3: NAEP State Coordinator Selection Notification Letter to Principal	6
Appendix D-4: NAEP Facts for Districts Brochure	8
Appendix D-5: NAEP Facts for Principals Brochure	11
Appendix D-6: Introduction to NAEP Brochure	14
Appendix D-7: An Overview of NAEP	35
Appendix D-8: An Overview of NAEP for Private Schools.....	39
Appendix D-9: NAEP Save-the-Date Letter from NAEP State Coordinator to School Principal....	42
Appendix D-10: NAEP in Your School Brochure.....	44
Appendix D-11: NAEP in Your Private School	47
Appendix D-12: NAEP Assessment Details Letter from NAEP State Coordinator to Principal	50
Appendix D-13: NAEP Assessment Details Letter from NAEP State Coordinator to School Coordinator	53
Appendix D-14: School Coordinator Responsibilities: A Guide to MyNAEP	56
Appendix D-15: Template for State-Specific SD Inclusion Policy.....	59
Appendix D-16: Template for State-Specific ELL Inclusion Policy.....	64
Appendix D-17: NAEP DBA Sample Parent Letter.....	69
Appendix D-18: NAEP Facts for Teacher Brochure	71
Appendix D-19: Best Practices: Guide for Supporting Twelfth-Grade NAEP Participation	76
Appendix D-20: NAEP State Coordinator Selection Notification Letter to Principal, Writing Comparability Study.....	151

Appendix D-21: NAEP Facts for Principals Brochure, Writing Comparability Study..... 153

Appendix D-22: NAEP in Your School Brochure, Writing Comparability Study 156

Appendix D-1: NAEP Participation Letter for Chiefs



UNITED STATES DEPARTMENT OF EDUCATION
INSTITUTE OF EDUCATION SCIENCES

NATIONAL CENTER FOR EDUCATION STATISTICS

April 15, 2015

NAME
TITLE
ADDRESS 1
ADDRESS 2
CITY, STATE, ZIP

Dear NAME:

The National Center for Education Statistics (NCES) has begun preparing for the 2016 cycle of the National Assessment of Educational Progress (NAEP), and I would like to inform you of assessment activities that will be taking place in your state.

From January 25 through March 04, 2016, we will conduct the following:

- National arts assessments at grade 8;
- Pilot tests in digitally based writing at grades 8 and 12; and
- Pilot tests in digitally based mathematics and reading at grades 4 and 8.

Because these assessments and studies will be conducted at the national level only, there will be no state level results reported. National results for the arts assessment will be available in 2017.

Participation in the arts assessment is voluntary, but as each state's participation in NAEP is essential for providing a national perspective of how students are performing in the arts, I respectfully encourage your support. Your NAEP State Coordinator will receive the sample of schools selected for these assessments in May of this year.

As referenced in a letter you received last week from NCES, we will also be conducting other assessment activities in 2016 including the Progress in International Reading and Literacy Study (PIRLS) at grade 4 and the Middle Grades Longitudinal Study (MGLS), which includes an assessment component. Included with that letter you should have received a calendar that provides an overview of the 2015-2016 assessment activities.

We will continue to keep you informed of NAEP and other NCES activities and notify you of any changes to the NAEP assessments. If you have any questions or would like more information, please contact Dr. Holly Spurlock-Martin, Program Director for Operations at holly.spurlock@ed.gov or (202) 502-7458, or Gina Broxterman at gina.broxterman@ed.gov or (202) 502-7822. Further information is also available through the NAEP web site at www.nationsreportcard.gov.

Thank you for your continued support of NAEP.

Sincerely,

A handwritten signature in black ink, appearing to read "Peggy Carr". The signature is fluid and cursive, with a long horizontal line extending to the right.

Peggy Carr, Ph.D.
Acting Commissioner
National Center for Education Statistics

Cc: State Assessment Director
NAEP State Coordinator

**Appendix D-2: NAEP Sample Endorsement Letter for Private School
Organization**

NAEP 2016 Sample Endorsement Letter
From Private School Organization to Private School Administrator
Red text should be customized and letter should be finalized on organization letterhead

Spring 2015

Dear Administrator:

I am writing to encourage you to participate in the 2016 National Assessment of Educational Progress (NAEP). Your decision has important implications for the entire private school community.

First administered in 1969, NAEP is the largest continuing and nationally representative measure of private and public school student achievement across the country. Teachers, principals, parents, policymakers, and researchers all use NAEP results to assess progress and develop ways to improve education in the United States. Private school data make an important contribution to the picture of education across the nation and to future policy decisions. NAEP has consistently shown across subjects and over time that students in private schools score higher than students in public schools.

Private schools account for about 23 percent of all schools in the nation and educate approximately 9 percent of all school children across the country; therefore, it is important that our students' performance be included in all data that describe the condition of education in the United States. The participation of a single private school in NAEP can be the deciding factor in whether or not data are reported for our nation's students who receive their instruction in private schools. With your support, private schools can continue to achieve excellent participation, and private school results can continue to be reported.

A NAEP representative will contact you to discuss assessment details. In the meantime, please visit the NAEP website at <http://nces.ed.gov/nationsreportcard> for complete information about NAEP, including sample questions and previous results. For information specifically for private schools, including a short video in which heads of school and teachers discuss their experiences with NAEP, visit <http://nces.ed.gov/nationsreportcard/about/nonpublicschools.asp>.

Note that NAEP representatives will administer the assessment and provide all materials and equipment necessary to conduct the assessment. All NAEP representatives submit to an FBI clearance process and sign an oath of confidentiality. In addition, the scores of individual schools and students are never identified as results are only reported for categories of schools and students.

For the benefit of the private school community and to provide the most accurate information about student achievement in the United States, I strongly urge you to participate. Our goal is 100 percent participation, and I am counting on you to help us reach that goal.

If you have questions or concerns about participating in NAEP, please contact [private school organization contact person and contact information or Donna Biggerstaff at 1-866-442-0695 or at DonnaBiggerstaff@NAEPMail.westat.com]

Sincerely,

[Name]
Private School Organization
Title

**Appendix 8 -3: NAEP State Coordinator Selection Notification Letter to
Principal**

**NAEP (Year) Notification Letter From
NAEP STATE COORDINATOR TO SCHOOL PRINCIPAL**
Red text should be customized before mail merge; **highlighted text** represents mail merge fields

Dear Principal,

I am pleased to inform you that (**school name**) has been selected to represent schools across the nation by participating in the (**Year**) administration of the National Assessment of Educational Progress (NAEP). NAEP is the largest nationally representative and continuing assessment of what students in the United States know and can do in various subjects. It is administered by the National Center for Education Statistics (NCES), within the U.S. Department of Education. As part of the NAEP (**Year**) program, grade (**Grade**) students will participate in NAEP assessments.

Students will use tablets with keyboards provided by NAEP to complete a (Subject) assessment. Each student will be assessed in only one subject.

For now, I am writing only to notify you of the assessment. In June, I will send you an assessment date. If the date presents a conflict for your school, we will work together to identify an alternate. Our goal is to schedule the assessment prior to the beginning of the school year so that you may include it on your (**Year-Year**) school calendar.

At the beginning of the school year, I will send you detailed information about the assessment and will ask you to identify a school coordinator and submit other information. NAEP representatives will provide significant support to your school, bring all materials and equipment, including the tablets, and administer the assessment. Outlined below is a broad overview of the assessment:

- **Subjects:** (**Subjects**)
- **Grade:** (**Grade**)
- **Sessions:** **Two sequential sessions of approximately 25 students each**
- **Session Duration:** Approximately (**Minutes**) minutes for students, including transition time and instructions
- **Assessment administrator:** NAEP representatives
- **Assessment window:** (**Month/Day – Month/Day, Year**)

More information about NAEP can be found in the enclosures listed below and at <http://nces.ed.gov/nationsreportcard/about/schools.asp>. If you have questions, please contact me at (**telephone number**) or via email at (**email address**).

Our chief state school officer, (**name**), and your district superintendent, (**name**), support NAEP and look forward to your school's participation. We know that we can count on you to help reach our goal of 100 percent participation.

Sincerely,

NAEP State Coordinator

Enclosures: *Facts for Principals*
An Introduction to NAEP
An Overview of NAEP

CC: District Test Director

Appendix D-4: NAEP Facts for Districts Brochure

Facts for Districts

NAEP is an integral part of education in the United States.

- ▶ Elected officials, policymakers, and educators all use NAEP results to develop ways to improve education.
- ▶ NAEP is a congressionally mandated project administered by the National Center for Education Statistics, within the U.S. Department of Education and the Institute of Education Sciences.
- ▶ NAEP serves a different role than state assessments. States have their own unique assessments with different content standards. The same NAEP assessment is administered in every state, providing a common measure of student achievement.
- ▶ Depending on the type of NAEP assessment that is administered, the data can be used to compare and understand the performance of demographic groups within your state, the nation, other states, and districts that participate in the Trial Urban District Assessment (TUDA).
- ▶ Students, teachers, and principals who participate in NAEP are asked to complete contextual questionnaires that provide a better understanding of educational experiences and factors that may be related to students' learning.

“Our school’s NAEP representative was thorough and helpful throughout the assessment process. She answered all of our questions and ensured students would receive testing accommodations if needed. The individuals who came to the school to assess our students were professional and handled the process smoothly from beginning to end.”

– Layla Serrano, School Counselor, Bartels Middle School, Tampa, FL

The National Assessment of Educational Progress (NAEP) is the largest nationally representative assessment of what our nation’s students know and can do in subjects such as the arts, mathematics, reading, and writing. The results of NAEP are released as The Nation’s Report Card.

District staff play an essential role in NAEP. Superintendents and district staff can work closely with principals to explain the importance of the assessment to teachers and students selected for participation. When students take part in NAEP and give their best effort, we get the most accurate measure possible of student achievement across the country.

In 2016, each student participating in NAEP will be assessed in the arts or will be asked to take a mathematics, reading, or writing pilot assessment administered on tablets with keyboards. Only results from the arts assessment will be released. Information collected from the pilots will be used to prepare for the full transition to digitally based assessments by the end of the decade. Each student will take NAEP in one format and one subject only, and NAEP representatives will bring all necessary materials and equipment to schools on assessment day. Schools will only need to provide space for students to take the assessment, desks or tables, and an adequate number of electrical outlets in the assessment location (if necessary); schools will not need to provide Internet access.

The NAEP 2016 Program

Grade 4

- ▶ Mathematics or reading (pilot on tablets)

Grade 8

- ▶ Arts
- ▶ Mathematics, reading, or writing (pilot on tablets)

Grade 12

- ▶ Writing (pilot on tablets)



It's important to know that...

NAEP was first administered in 1969 to measure student achievement nationally. In 1990, NAEP was administered at the state level for the first time. Students in grades 4 and 8 are currently assessed at the national and state levels in mathematics and reading every 2 years and in other subjects in alternating years. Grade 12 students are assessed in a variety of subjects, and results are typically released at the national level. In 2002, NAEP began the TUDA program, which measures what students know and can do in some of the nation's large urban districts. NAEP is not designed to collect or report results for individual students, classrooms, or schools.

Special studies are also conducted periodically. They are administered as part of NAEP and require no additional effort from schools and students. These studies often involve special data collection procedures in the field, secondary analyses of NAEP results, and evaluations of various technical procedures.

NAEP is considered the gold standard of assessments because of its high technical quality. From the development of frameworks and questions to the reporting of results, NAEP represents the best thinking of assessment and content specialists, state education staff, and teachers from around the nation. NAEP is a trusted resource that measures student progress and helps inform policy decisions that improve education in the United States.

NAEP reports on results for different demographic groups rather than for individual students or schools. NAEP uses a carefully designed sampling process to ensure that the schools and students selected are representative of schools and students across the United States. To ensure that the sample represents all students in the nation's schools, NAEP allows a broad range of accommodations for students with disabilities and English language learners.

NAEP is designed to cause minimal disruption of classroom instruction. It takes 90 to 120 minutes for students to complete NAEP assessment activities. Students are assessed in only one subject area. They are also asked to complete the student questionnaire,

which provides contextual information such as the amount of reading students do and what types of classes they take. Teachers do not need to prepare their students to take the assessment but should encourage them to do their best. NAEP representatives provide significant support to your district's schools by working with the designated coordinator in each school to organize assessment activities.

NAEP items can be used as a helpful educational resource in the classroom. Teachers and district staff can use the NAEP Questions Tool at <http://nces.ed.gov/nationsreportcard/nqt> to see how students' performance compares nationally on specific items. Released NAEP items come with a scoring guide, sample student responses, and performance data.

District and school staff can also

- ▶ view results for the nation over time,
- ▶ compare results for various demographic groups, and
- ▶ access information designed for teachers, students, and parents.

Visit the NAEP website at <http://nces.ed.gov/nationsreportcard> to access this information and more.



Get NAEP on the go with the *NAEP Results* mobile app!

Appendix D-5: NAEP Facts for Principals Brochure

Facts for Principals

NAEP is an integral part of education in the United States.

- ▶ Elected officials, policymakers, and educators all use NAEP results to develop ways to improve education.
- ▶ NAEP is a congressionally mandated project administered by the National Center for Education Statistics, within the U.S. Department of Education and the Institute of Education Sciences.
- ▶ NAEP serves a different role than state assessments. States have their own unique assessments with different content standards. The same NAEP assessment is administered in every state, providing a common measure of student achievement.
- ▶ Depending on the type of NAEP assessment that is administered, the data can be used to compare and understand the performance of demographic groups within your state, the nation, other states, and districts that participate in the Trial Urban District Assessment (TUDA).
- ▶ To provide a better understanding of educational experiences and factors that may be related to students' learning, students, teachers, and principals who participate in NAEP are asked to complete contextual questionnaires.

“As an assistant principal and school assessment coordinator who has experienced NAEP at two schools, I enjoyed working with the NAEP representatives. Their professionalism, responsiveness, and guidance made life simple for me and my students.”

– Timothy Fifer, Assistant Principal, Delta Middle School, Delta County, CO

The National Assessment of Educational Progress (NAEP) is the largest nationally representative assessment of what our nation's students know and can do in subjects such as the arts, mathematics, reading, and writing. The results of NAEP are released as The Nation's Report Card.

NAEP is designed to be minimally disruptive to schools, and NAEP representatives will provide significant support to your school on assessment day. As principals, you make an important contribution to the program by selecting and empowering a NAEP school coordinator, meeting with teachers and students who will participate in the assessment, and encouraging your students to participate and do their best. You are essential partners in NAEP. When students participate and give their best effort, we get the most accurate measure possible of student achievement across the country.

In 2016, the NAEP arts assessment will be administered to eighth-grade students in music or visual arts. The results will be released at the national level. NAEP representatives will bring all necessary materials and equipment to schools on assessment day. Schools will only need to provide space for students to take the assessment and desks or tables.



It's important to know that...

NAEP was first administered in 1969 to measure student achievement nationally. In 1990, NAEP was administered at the state level for the first time. Students in grades 4 and 8 are currently assessed at the national and state levels in mathematics and reading every 2 years and in other subjects in alternating years. Grade 12 students are assessed in a variety of subjects, and results are typically released at the national level. In 2002, NAEP began the TUDA program, which measures what students know and can do in some of the nation's large urban districts. NAEP is not designed to collect or report results for individual students, classrooms, or schools.

Special studies are also conducted periodically. They are administered as part of NAEP and require no additional effort from schools and students. These studies often involve special data collection procedures in the field, secondary analyses of NAEP results, and evaluations of various technical procedures.

NAEP is considered the gold standard of assessments because of its high technical quality. From the development of frameworks and questions to the reporting of results, NAEP represents the best thinking of assessment and content specialists, state education staff, and teachers from around the nation. NAEP is a trusted resource that measures student progress and helps inform policy decisions that improve education in the United States.

NAEP is designed to cause minimal disruption of classroom instruction. It takes 90 to 120 minutes for students to complete NAEP assessment activities, including transition time and directions. They are also asked to complete the student questionnaire, which provides contextual information such as what types of classes they take. Teachers do not need to prepare their students to take the assessment but should encourage them to do their best. NAEP representatives provide significant support to your school by working with the designated coordinator in your school to organize assessment activities.

NAEP reports on results for different demographic groups rather than for individual students or schools.

NAEP uses a carefully designed sampling process to ensure that the schools and students selected are representative of schools and students across the United States. To ensure that the sample represents all students in the nation's schools, NAEP allows a broad range of accommodations for students with disabilities and English language learners.

Released NAEP items can be used as a helpful educational resource in the classroom. Teachers can use the NAEP Questions Tool at <http://nces.ed.gov/nationsreportcard/nqt> to see how students' performance compares nationally on specific items. Released NAEP items generally come with a scoring guide, sample student responses, and performance data.

School staff can also:

- ▶ view results for the nation over time,
- ▶ compare results for various demographic groups, and
- ▶ access information designed for teachers, students, and parents.


Visit the NAEP website at <http://nces.ed.gov/nationsreportcard> to access this information and more.



Get NAEP on the go with the *NAEP Results* mobile app!

Appendix D-6: Introduction to NAEP Brochure

ies NATIONAL CENTER FOR
EDUCATION STATISTICS
Institute of Education Sciences


NAEP
NATIONAL ASSESSMENT
OF EDUCATIONAL
PROGRESS

U.S. Department of Education
NCES 2010-468

An Introduction to **NAEP**

National Assessment of
Educational Progress



"NAEP is a necessary tool and way for my colleagues and me to make sure that the expectations that we have for teaching, learning, and ultimately student achievement, are where they belong."

Brian Dassler, Principal
KIPP Renaissance High School, New Orleans, LA

TABLE OF CONTENTS

Introduction	2
Development	4
Participation	8
Reporting	12
Resources	14




The National Assessment of Educational Progress (NAEP) is a continuing and nationally representative assessment of what our nation’s students know and can do. NAEP has often been called the “gold standard” of assessments because it is developed using the best thinking of assessment and content specialists, education experts, and teachers from around the nation.

NAEP provides a common measure of student achievement across the country. Because states have their own unique assessments with different content and standards, it is impossible to use them as a means for comparing state achievement. Such comparisons are possible with NAEP, however, because the questions and administration of the assessment are the same across all states.

NAEP results are released for a variety of subjects as The Nation’s Report Card, and are available for the nation, and in some cases, states and urban districts. There are no results for individual students, classrooms, or schools. NAEP reports results for different demographic groups, including gender, socioeconomic status, and race/ethnicity. Assessments are given most frequently in mathematics and reading. Other subjects, such as writing, science, U.S. history, civics, geography, economics, and the arts, are assessed periodically.


NAEP is a congressionally mandated project administered by the National Center for Education Statistics (NCES), within the Institute of Education Sciences of the U.S. Department of Education. NCES is responsible for developing test questions, administering the assessment, scoring student responses, conducting analyses of the data, and reporting the results. The National Assessment Governing Board sets policy for NAEP.



“NAEP is an important part of schools across the country today. With NAEP, we can see how students in the United States are performing in various subject areas.”

Nicole B. Brown, Assistant Principal
Montgomery County Public Schools, Silver Spring, MD

Teachers, principals, parents, policymakers, and researchers all use NAEP results to assess progress and develop ways to improve education in the United States. NAEP is a trusted resource and has been providing valid and reliable data on student performance since 1969.



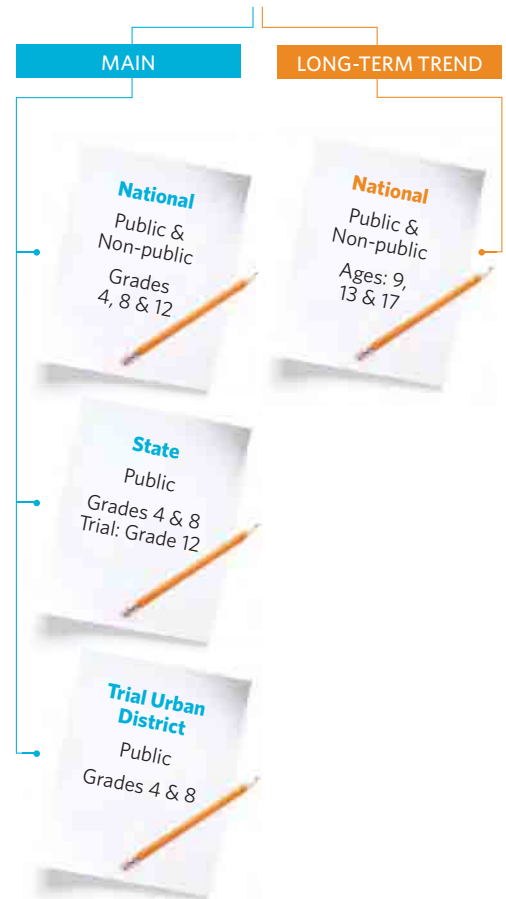
NAEP Components

There are two types of assessments, main NAEP and long-term trend NAEP.

Main NAEP is administered to fourth-, eighth-, and twelfth-graders across the country in a variety of subjects. National results are available for all assessments and subjects. Results are available for states and select urban districts in some subjects for grades 4 and 8. The Trial Urban District Assessment (TUDA) is a special project developed to determine the feasibility of reporting district-level NAEP results for large urban districts. In 2009 a trial state assessment was administered at grade 12.

Long-term trend NAEP is administered to 9-, 13-, and 17-year-olds every four years nationally. Long-term trend assessments measure student performance in mathematics and reading, and allow the performance of today’s students to be compared with students since the early 1970s.

In addition to main and long-term trend assessments, there are a number of NAEP special studies that are conducted periodically. These include research and development efforts such as the High School Transcript Study and the National Indian Education Study. For more information on NAEP special studies, visit <http://nces.ed.gov/nationsreportcard/studies>.





INTRODUCTION

DEVELOPMENT

PARTICIPATION

REPORTING

RESOURCES

The development of a NAEP assessment takes a substantial amount of time and incorporates feedback from a wide array of experts. The process for developing NAEP assessments is comprehensive, deliberate, and inclusive.

NAEP Frameworks

Each NAEP assessment is built from a content framework that specifies what students should know and be able to do in a given grade. The National Assessment Governing Board, which sets NAEP policy, oversees the creation of the NAEP frameworks. The Governing Board, appointed by the U.S. Secretary of Education, consists of 26 members, including governors, state legislators, local and state school officials, educators, business representatives, and members of the general public.

The frameworks reflect ideas and input from subject area experts, school administrators, policymakers, teachers, parents, and others. NAEP frameworks also describe the types of questions that should be included and how they should be designed and scored. Multiple-choice and open-ended questions test a wide range of students' knowledge and skills and are presented in a variety of formats. Most assessments are administered in a paper-and-pencil based format. However, NAEP is beginning to move in the direction of computer-based assessments, starting with the writing assessment at grades 8 and 12. The frameworks are periodically updated by the Governing Board to reflect a variety of factors, such as curriculum and assessment reform. They are available online at <http://www.nagb.org/>.

“NAEP makes state-to-state comparisons reliable. Right now every state has different state standards and different criteria for meeting those standards.”

Barbara Browning, Principal
Rockton District #140, Rockton, IL

Question Development

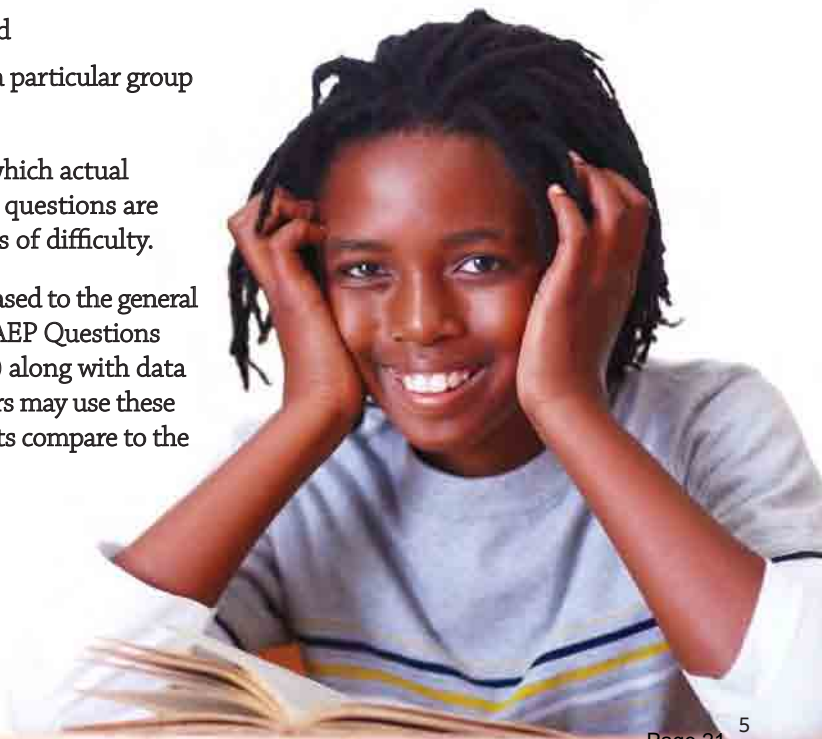
Once a framework is completed, NCES develops the questions that students will be asked on the assessment. More than 300 people are involved in developing and reviewing the questions for each assessment, including representatives from the framework committee, representatives from states and districts, curriculum specialists, university education faculty, state assessment directors, state content specialists, and experts in the assessment’s subject area.

After the questions are written, a process of reviews and updates begins to ensure complexity, diversity of opinions and input, and attention to quality. Reviewers examine each question for:

- > consistency with the framework,
- > consideration for what students are being taught, and
- > bias that would make a question more difficult for a particular group of students to answer.

Questions also undergo extensive pilot testing, in which actual responses from students are gathered to ensure the questions are measuring skills with fairness and appropriate levels of difficulty.

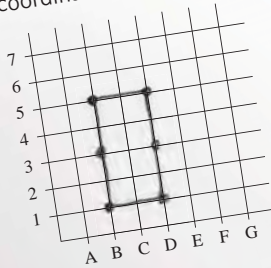
After each assessment, some NAEP questions are released to the general public. These questions are available online in the NAEP Questions Tool (<http://nces.ed.gov/nationsreportcard/itmrlsx>) along with data on how students performed on each question. Teachers may use these questions in their classrooms to see how their students compare to the nation, their state, or urban district (as results allow).



4th Grade Mathematics

Sample Question

On the grid below, plot the points that have coordinates (B, 1), (B, 3), and (D, 5).



Plot 3 more points on the grid so that when you connect all 6 points you will make a rectangle.

List the coordinates for the 3 new points.

(B, 5) (D, 3) (D, 1)

Connect the 6 points to show your rectangle.

How are assessments scored?

To make sure the scoring is reliable and consistent, NCES:

- > develops detailed scoring guides,
- > recruits and trains qualified and experienced scorers, and
- > monitors and reviews the quality and consistency of each scorer's decisions.

Computers score multiple-choice questions. Open-ended questions require written answers and a different approach to scoring. Using the scoring guides, trained scorers evaluate open-ended responses. For example, the guidelines explain how to decide whether a student's response to the question is "extended," "satisfactory," "partial," "minimal," or "incorrect." Scoring guides for released questions are available in the NAEP Questions Tool.

8th Grade Reading

Sample Question

For the following question, students read a story about how a young girl's science fair project on gauging the accuracy of her city's parking meters ended up impacting the lives of many citizens throughout her state.

Choose two things Ellie Lammer did and explain what those things tell about her. Use examples from the article to support your answer.

Response rated as "Extensive"

Ellie Lammer got cheated out of her money, and then decided that she wasn't going to give up, she was going to do experiments and take this problem to the next level. This shows perseverance, because she chose to keep going with the problem even though it was time-consuming, to help people.

She also chose to prove the meters wrong by timing them using a stop watch. This shows intelligence, because she knew what methods to use in order to prove the meters inaccurate.

Response rated as "Essential"

She did her science fair project on meters to see how many other people got cheated. Which means she cares about other people and not just her self. At the end of her article it said she enjoyed being a super star, but she wanted something more in life. She wants to be someone important.

12th Grade Science Sample Question

The following multiple-choice question from the twelfth-grade science assessment required conceptual understanding in the field of life science.

Which is a function of a neuron?

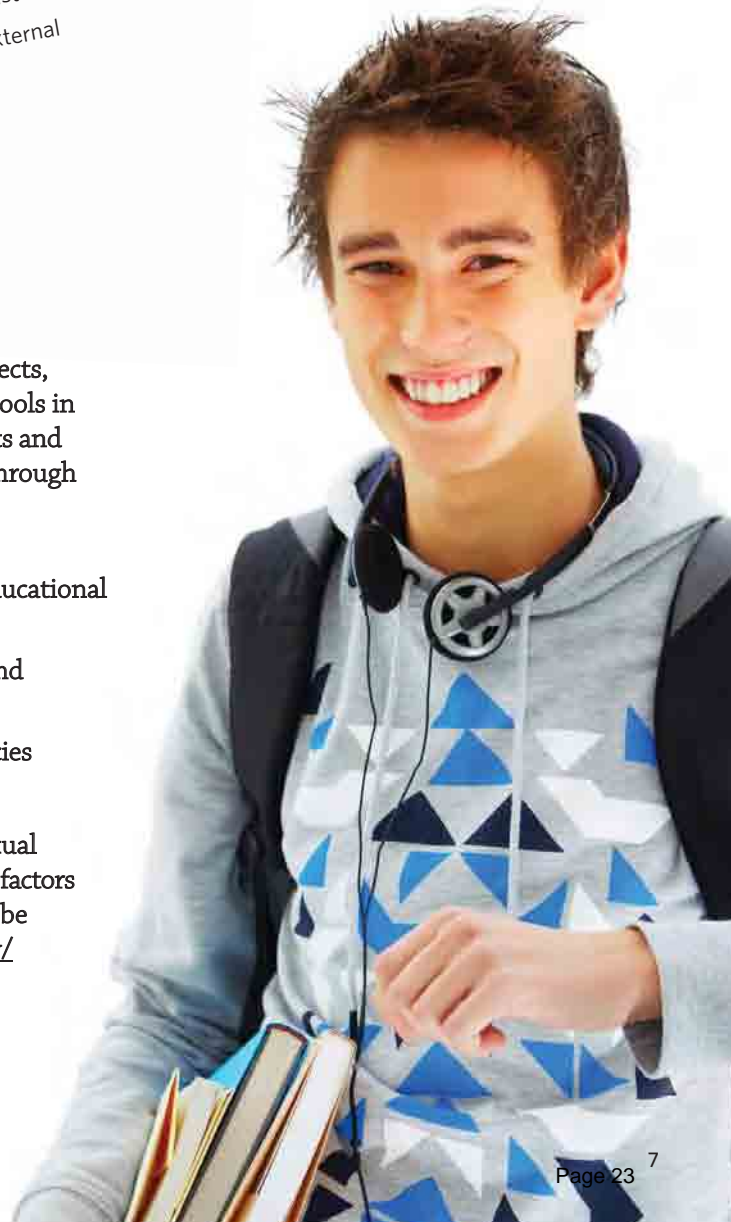
- (A) It carries oxygen to other cells.
- (B) It secretes digestive enzymes.
- (C) It removes foreign particles from the bloodstream.
- (D) It receives signals from the internal and external environments.

Questionnaires for Students, Teachers and Schools

In addition to assessing student achievement in various subjects, NAEP collects information from students, teachers, and schools in order to provide a more complete understanding of the results and overall student performance. This information is collected through the following:

- > Student questionnaires collect information on students' demographic characteristics, classroom experiences and educational support.
- > Teacher questionnaires gather data on teacher training and instructional practices.
- > School questionnaires gather information on school policies and characteristics.

The results of these questionnaires help to provide contextual information for the assessments, as well as information about factors that may be related to students' learning. These results can be analyzed using the NAEP Data Explorer: <http://nces.ed.gov/nationsreportcard/naepdata>.




NAEP is able to provide valuable information on student performance, thanks to the voluntary participation of selected schools and students. Their participation enables NAEP to provide the most accurate and representative picture of how students are performing across the country.

Who takes NAEP?

Since NAEP does not report data for individual schools or students, it is not necessary to assess every student in the United States. NCES uses a sampling procedure to ensure that those selected to participate in NAEP will be representative of the geographical, racial, ethnic, and socioeconomic diversity of schools and students across the nation.

First, schools are selected to be representative of schools across the states and nation, on the basis of characteristics such as school location, minority enrollment, level of school achievement, and average income of the geographic area. Then, within each school, students are randomly selected to participate.



“I was very impressed with NAEP’s implementation. All the parents, teachers, and the children at the school felt very comfortable.”

Linda Cobb, Principal
Fair Lawn School Districts, Fair Lawn, NJ

How many students participate in NAEP?

When assessing performance for the nation only, approximately 6,000 to 20,000 students per grade from across the country are assessed for each subject. The numbers of schools and students vary from year to year, depending on the number of subjects and questions to be assessed. For assessments that report state results, NAEP typically selects 3,000 students in approximately 100 schools in each state for each grade and subject.

Why is participation important?

NAEP is the only measure of how the students across the nation are performing in various subject areas. It informs us how student performance has changed over time, and allows states to compare their progress with that of other states and the nation as a whole. Without student participation, NAEP would not be as representative as it needs to be to provide fair, accurate, and useful information on student achievement.

Why are some schools selected more frequently than others?

Each year, a new sample of schools is selected. A school’s participation in the past has no relation to whether it will be selected again in the future. To ensure that the student sample represents students from large and small schools in the appropriate proportions, large schools are more likely to be selected than small ones. If a school is chosen frequently, typically it is because the school’s enrollment in the grade is larger than other schools in the state.

On Assessment Day

- > NAEP is administered during regular school hours.
- > NAEP staff will bring necessary materials to the schools on assessment day.
- > Each student is only assessed in one subject area.
- > Students spend approximately 90 - 120 minutes taking the assessment, including filling out the student questionnaire, which provides contextual information such as the amount of reading they do and what types of classes they take.

Are there accommodations for students with disabilities and for English language learners?

The goal of offering accommodations is to include as many students as possible in an assessment. This increases the representativeness of the results for students in the United States.

Test accommodations are provided for students with disabilities and English language learners who cannot fairly and accurately demonstrate their abilities under normal administration procedures. Accommodations are changes in the way a test is given, such as responding to a question in a different format or having alterations in the test setting or timing.


The most frequent accommodations used in NAEP are:

- > extended time,
- > small group administration,
- > reading the question aloud,
- > having breaks during the test administration.

However, even with accommodations, there are still some students who cannot participate in NAEP. The percentage of students included, excluded, and accommodated varies by jurisdiction. These variations should be considered when comparing student performance among the nation, states, and select urban districts.

When are the assessments given?

Main NAEP is conducted between the last week of January and the first week in March every year. Long-term trend assessments take place every four years; during the same academic year, 13-year-olds are assessed in the fall, 9-year-olds in the winter, and 17-year-olds in the spring.



A Typical Testing Session

Every year, NAEP assessments are given in multiple subjects in the same classroom. This is a diagram of a typical classroom, with the teacher's desk at the top and 30 student desks. The diagram shows the distribution of the test booklets.

Students sitting next to each other don't take the same test. NAEP administers all the subjects together in the same classroom. This sketch of a classroom shows thirty students – the target for a NAEP session.



After an assessment is given and the responses are scored and analyzed, work turns to making the complex statistical results useful to the general public. NAEP results are used by policymakers, principals, teachers, and parents to inform the discussion over education.

The results of NAEP are released as The Nation's Report Card. Report cards provide results for the nation, state, and urban districts (as they are available). Results are provided as scale scores and achievement levels. The results are reported in each jurisdiction by gender, socioeconomic status, race/ethnicity, and other demographic information.

Results for the nation reflect the performance of students attending public schools, private schools, Bureau of Indian Education schools, and Department of Defense schools. Results for states and other jurisdictions reflect the performance of students in public schools only.

Scale Scores

Scale scores report what students know and can do. The results are generally reported on 0-300 or 0-500 point scales. Because NAEP scales are developed independently for each subject, scores cannot be compared across subjects.

In addition to reporting an overall score for each grade assessed, scores are reported at five percentiles to show trends in results for students performing at lower (10th and 25th percentiles), middle (50th percentile), and higher (75th and 90th percentiles) levels.

“As a teacher, my constant focus is to help students make progress in the classroom. NAEP helps with this mission by creating a common measure of student achievement across the country.”

Iris Garcia, Teacher

Biscayne Elementary Community School, Miami Beach, FL

Achievement Levels

Achievement levels are standards showing what students should know and be able to do along the continuum of performance. Based on recommendations from policymakers, educators, and members of the general public, the Governing Board sets specific achievement levels for each subject and grade. NAEP results are reported as percentages of students performing at or above the *Basic* and *Proficient* levels and at the *Advanced* level.

- > *Basic* denotes partial mastery of prerequisite knowledge and skills that are fundamental for proficient work at each grade.
- > *Proficient* represents solid academic performance. Students reaching this level have demonstrated competency over challenging subject matter.
- > *Advanced* represents superior performance.

Where can results be found?

NAEP results are available at <http://nationsreportcard.gov>. Here, users can browse or download the latest report cards, individual state and select district profiles, and access resources and online data tools that will enable them to view more extensive results, such as results by demographic groups.

Statistical Significance

Because NAEP results are based on samples, there is a margin of error surrounding each score or percentage. Differences that are larger than the margin of error are statistically significant. Significant increases or decreases from one assessment year to the next indicate that student performance has changed. Only differences that are statistically significant are discussed in NAEP reports. When interpreting NAEP results, it is important to consider whether apparent differences are statistically significant.


A number of online tools are available to explore national, state, and select urban district NAEP data for various demographic groups.

NAEP Data Explorer

The NAEP Data Explorer (NDE) is a dynamic, interactive tool used to explore assessment results for a number of various subjects, grades, and jurisdictions. It allows users to create custom statistical tables, graphics, and maps using NAEP data. Student performance in the context of gender, race/ethnicity, public or private school, teacher experience, and many other factors can be examined using data gathered from students, teachers, and schools that have participated in NAEP.

To access the NDE, visit:

<http://nces.ed.gov/nationsreportcard/naepdata/>



The NDE has four different databases:

- › **Main NAEP** provides national results for various subjects since 1990. State and select urban district results are provided in mathematics, reading, science, and writing.
- › **Long-Term Trend** provides national data on 9-, 13-, and 17-year-olds for mathematics and reading since the 1970s.
- › **High School Transcript Study** provides national results for graduating seniors on NAEP assessments in mathematics and science. Results relate transcript data, such as courses taken and grade point average, to NAEP results.
- › **National Indian Education Study** provides results that report on the condition of education for American Indian and Alaska Native students at grades 4 and 8 in the United States.

“The Nation’s Report Card describes student achievement in ways that inform policymakers and educators. It’s a really valuable resource.”

Jodi Chesman, Teacher
Montgomery County Public Schools, Rockville, MD



To access the NAEP Questions Tool (NQT), visit:
<http://nces/ed.gov/nationsreportcard/itmlsx>

NAEP Questions Tool

The NAEP Questions Tool (NQT) is a database of more than 2,000 questions from past assessments, in nine subject areas, that have been released to the public and will not be used again on NAEP assessments. The NQT allows you to:

- > search for questions by subject, grade, difficulty, and other characteristics,
- > view student responses,
- > create customized reports, and more.

You can also view scoring guides and performance data, such as the percentage of students nationwide and in your state who answered the question correctly, for most questions.

NAEP Item Maps

NAEP Item Maps display sample NAEP questions, or items, along with the scale score for students who would likely answer the question correctly. They help answer questions, such as, “What does it mean for a student to be *Basic*, *Proficient*, or *Advanced* in terms of what they know and can do?” or “What does a particular score indicate about what a student knows?”

The item maps illustrate the knowledge and skills demonstrated by students performing at different scale scores on a given assessment. They also help to provide a context for understanding NAEP results by showing concrete examples of what students at various achievement levels likely know and can do in a subject.

To access the NAEP Item Maps, visit:
<http://nces.ed.gov/nationsreportcard/itemmaps/>



To access the NAEP State Comparisons tool, visit:
<http://nces.ed.gov/nationsreportcard/statecomparisons>

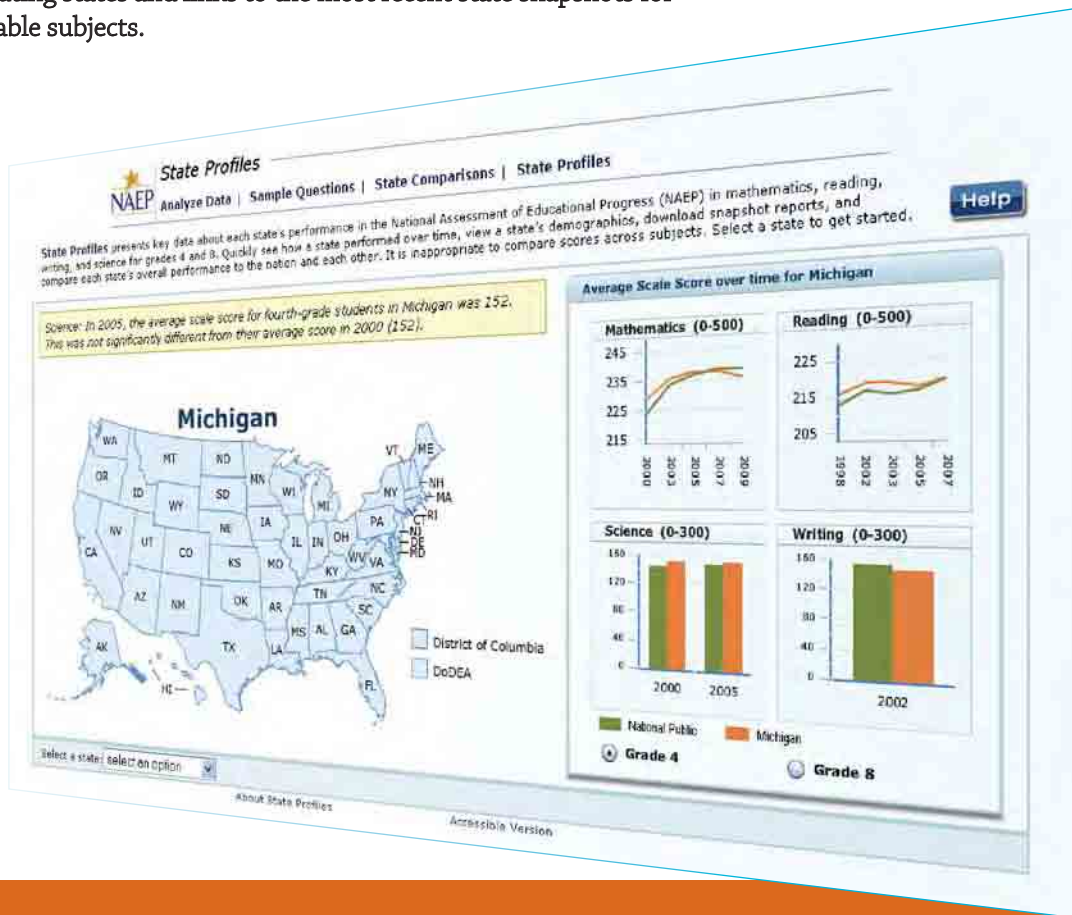
NAEP State Comparisons

NAEP State Comparisons allows for sorting and comparing state results. This includes the ability to create tables and maps that compare states and jurisdictions based on the average scale scores for selected groups of public school students within a single assessment year, or compare the change in performance between two assessment years. The tool also displays whether the selected results are statistically different from one another.

State Profiles

State Profiles allows users to explore key data about a state's performance on NAEP. Users can view how a state performed over time and compare each state's overall performance to the nation and other states. Snapshot reports can also be quickly generated and downloaded. The profiles provide easy access to all NAEP data for participating states and links to the most recent state snapshots for all available subjects.

To access the NAEP State Profiles, visit:
<http://nces.ed.gov/nationsreportcard/states/>



NAEP State Coordinators

NAEP is conducted in partnership with states. The NAEP program provides funding for a full-time NAEP State Coordinator (NSC) in each state. He or she serves as the liaison between NAEP, the state education agency, and the schools selected to participate.

NSCs provide many important services for the NAEP program. NSCs:

- > coordinate the NAEP administration in the state,
- > assist with the analysis and reporting of NAEP data, and
- > promote public understanding of NAEP and its resources.

To find the name and email address of your NAEP State Coordinator, choose your state from the map at <http://nces.ed.gov/nationsreportcard/states/>.

For more information about NAEP, visit:
<http://nces.ed.gov/nationsreportcard>.

You can also contact the National Center for
Education Statistics (NCES) at:

National Center for Education Statistics
Assessment Division - 8th Floor
1990 K Street NW
Washington, DC 20006
Phone: 202-502-7420
<https://nces.ed.gov/nationsreportcard/contactus.asp>

To order copies of The Nation's Report Card or
other NAEP publications, contact ED Pubs at:

ED Pubs
U.S. Department of Education
P.O. Box 22207
Alexandria, VA 22304
www.EDPubs.gov

www.ed.gov



nces.ed.gov

Appendix D-7: An Overview of NAEP

National Assessment of Educational Progress
An Overview of NAEP



What is NAEP?

The National Assessment of Educational Progress (NAEP) is the largest nationally representative and continuing assessment of what students in the United States know and can do in various subjects. Since 1969, NAEP has provided a common measure of student achievement across the country. The results are released as The Nation's Report Card and are available for the nation, states, and in some cases, urban districts. NAEP is a congressionally mandated project administered by the National Center for Education Statistics (NCES), located within the U.S. Department of Education's Institute of Education Sciences.

How is NAEP different from state assessments?

NAEP serves a different role than state assessments. States have their own unique assessments which are designed to provide individual student data about achievement on different content standards. NCES administers the same NAEP assessment in every state. This provides a common measure of achievement that allows for comparisons of achievement to the nation and among states and participating urban districts. NAEP does not report results for individual students.

Unlike state assessments, students, teachers, and principals who participate in NAEP are also asked to complete contextual questionnaires. This information provides a better understanding of students' educational experiences and factors that may be related to their learning. To learn more about these questionnaires, visit <http://nces.ed.gov/nationsreportcard/bgquest.aspx>.



- ▶ The NCES NAEP website provides more extensive information about the assessment: <http://nces.ed.gov/nationsreportcard>
- ▶ NAEP Tools on the Web provide quick and easy access to NAEP assessment data, previously administered NAEP questions, performance comparisons, and more: <http://nces.ed.gov/nationsreportcard/about/naeptools.asp>
- ▶ Full copies of all reports are available on The Nation's Report Card website: <http://nationsreportcard.gov>

What subjects does NAEP assess?

Main NAEP assessments are conducted in a range of subjects with fourth-, eighth-, and twelfth-grade students across the country. Mathematics and reading are assessed every two years, and science and writing are assessed every four years. Other subjects are assessed periodically, including the arts, civics, economics, geography, technology and engineering literacy, and U.S. history.

Long-term trend NAEP measures student performance in mathematics and reading, and is designed to ensure comparability across the years. The long-term trend assessment makes it possible to chart educational progress since the early 1970s. The assessment is given to 9-, 13-, and 17-year-olds every four years.

NAEP special studies, such as the High School Transcript Study, are conducted periodically in addition to main and long-term trend assessments. The National Assessment Governing Board, which sets NAEP policy, determines the assessment schedule and what content should be measured. To download a detailed PDF version of the assessment schedule, please visit <http://www.nagb.org/newsroom/assessment-schedule.htm>.

What can schools and students expect when participating in NAEP?

- ▶ NAEP is administered to students during regular school hours. Students spend between 90 and 120 minutes taking the assessment.
- ▶ Each student is assessed in one subject area and is asked to provide contextual information, such as the amount of reading they do, the types of classes they take, and their experiences with technology.
- ▶ Accommodations are provided for students with disabilities and/or English language learners.
- ▶ Student results are confidential. All materials are brought to and taken from the school by NAEP representatives on assessment day.



Why is student participation important?

The participation of all selected students enables NAEP to obtain an accurate picture of how students are performing in the United States. Since NAEP is not designed to report results for individual schools or students, it is not necessary for every student in every school to take the assessment. Instead, NCES uses a sampling procedure to ensure that NAEP participants are representative of the geographical, racial/ethnic, and socioeconomic diversity of schools and students across the country. Each participating student represents hundreds of other students. Their participation is vital for valid information on student achievement to be collected and shared. Teachers, principals, parents, policymakers, and researchers all use NAEP results to assess student progress and develop ways to improve education across the country.

How is NAEP using technology to measure and report the skills of a new generation of students?

As computers and digital tools play an increasingly important role in today's classroom, NAEP is advancing with technology-based assessments. The goal is to be paperless by the end of the decade. Through the following innovative assessments, NAEP is collecting new types of data that provide depth in our understanding of what students know and can do, including how they engage with technology to approach problem solving.

- ▶ **TECHNOLOGY AND ENGINEERING LITERACY (TEL) ASSESSMENT:** TEL is a new frontier for NAEP and large-scale assessment. It is a computer-based, cross-curricular assessment that challenges students to perform interactive tasks and engage in solving problems within realistic scenarios. TEL gauges how well students understand and apply technology and engineering principles to real-life situations. To learn more about TEL, visit <http://nces.ed.gov/nationsreportcard/tel>.
- ▶ **WRITING ASSESSMENT:** The writing assessment is administered on a computer and asks students to respond to writing prompts delivered in multimedia formats, including short videos and audio. In addition to writing scores, assessment results provide information about the extent to which students engaged in certain actions on the computer as they responded to these tasks, such as thesaurus tool usage. Results and contextual information are available at <http://nces.ed.gov/nationsreportcard/writing>.
- ▶ **SCIENCE INTERACTIVE COMPUTER TASKS (ICTs):** The NAEP science assessment includes ICTs that challenge students to solve scientific problems and perform experiments, often by simulation. ICTs provide students more opportunities than a paper-and-pencil assessment to demonstrate skills involved in doing science, without many of the logistical constraints associated with a natural or laboratory setting. The full library of released ICTs from the 2009 assessment is available at http://nationsreportcard.gov/science_2009/ict_tasks.asp.

After each assessment, some NAEP questions are released to the general public along with data on how students performed on each question. The following are examples of NAEP questions and actual correct responses from students.

4th Grade Reading

For the following question, students read a passage from the story "Tough as Daisy," which is about a young girl who has moved to a new school and must prove she is a good enough wrestler to be on the team.

At the beginning of the story, when some of the boys point and laugh at Daisy, she thinks, "We'll see about that." What does this tell you about Daisy?

What this tells me about Daisy is she is confident and strong. She never gives up. She never thinks she is bad at anything.

8th Grade Science

This multiple-choice question measures students' performance in the Earth and space sciences content area.

These funnels were filled with equal volumes of pebbles, fine sand, and coarse sand, as shown in the diagram below. The same amount of water was poured into each funnel.



Which correctly lists the order in which the water passed through the funnels, from fastest to slowest?

- A Pebbles, fine sand, coarse sand
- B Pebbles, coarse sand, fine sand
- C Fine sand, coarse sand, pebbles
- D Coarse sand, pebbles, fine sand

12th Grade Mathematics

The following is a short constructed-response question from the algebra content area.

If $f(x) = x^2 + x$ and $g(x) = 2x + 7$, what is an expression for $f(g(x))$?

$f(2x+7) = (2x+7)^2 + (2x+7)$



Find us on:



Get NAEP on the go with the *NAEP Results* mobile app!

www.ed.gov



ies.ed.gov


Appendix D-8: An Overview of NAEP for Private Schools

National Assessment of Educational Progress
An Overview of NAEP
For Private Schools

How is NAEP using technology to measure and report the skills of a new generation of students?


As computers and digital tools play an increasingly important role in today's classroom, NAEP is advancing with technology-based assessments. The goal is to be paperless by the end of the decade. Through the following innovative assessments, NAEP is collecting new types of data that provide depth in our understanding of what students know and can do, including how they engage with technology to approach problem solving.

- ▶ **TECHNOLOGY AND ENGINEERING LITERACY (TEL) ASSESSMENT:** TEL is a new frontier for NAEP and large-scale assessment. It is a computer-based, cross-curricular assessment that challenges students to perform interactive tasks and engage in solving problems within realistic scenarios. TEL gauges how well students understand and apply technology and engineering principles to real-life situations. To learn more about TEL, visit <http://nces.ed.gov/nationsreportcard/tel>.
- ▶ **WRITING ASSESSMENT:** The writing assessment is administered on a computer and asks students to respond to writing prompts delivered in multimedia formats, including short videos and audio. In addition to writing scores, assessment results provide information about the extent to which students engaged in certain actions on the computer as they responded to these tasks, such as thesaurus tool usage. Results and contextual information are available at <http://nces.ed.gov/nationsreportcard/writing>.
- ▶ **SCIENCE INTERACTIVE COMPUTER TASKS (ICTs):** The NAEP science assessment includes ICTs that challenge students to solve scientific problems and perform experiments, often by simulation. ICTs provide students more opportunities than a paper-and-pencil assessment to demonstrate skills involved in doing science, without many of the logistical constraints associated with a natural or laboratory setting. The full library of released ICTs from the 2009 assessment is available at http://nationsreportcard.gov/science_2009/ict_tasks.asp.



Find us on:



 Get NAEP on the go with the *NAEP Results* mobile app!

What is NAEP?

The National Assessment of Educational Progress (NAEP) is the largest nationally representative and continuing assessment of what public and private students in the United States know and can do in various subjects. Since 1969, NAEP has provided a common measure of student achievement across the country. The results are released as The Nation's Report Card. Results are generally reported for two groups of private schools: Catholic and other private schools. NAEP is a congressionally mandated project administered by the National Center for Education Statistics (NCES), located within the U.S. Department of Education's Institute of Education Sciences.

Why assess private schools?

Private schools have been participating in NAEP for decades and are an integral part of providing a complete picture of U.S. education. Private school data make an important contribution to the picture of education in the United States and to future policy decisions. Private schools represent about 24 percent of schools in the nation and educate approximately 9 percent of the nation's students. NAEP has consistently demonstrated how the performance of students in private schools compares positively to the performance of students in public schools and to the rest of the nation.



- ▶ The NCES NAEP website provides more extensive information about the assessment: <http://nces.ed.gov/nationsreportcard>
- ▶ For specific information about private school participation in NAEP, visit: <http://nces.ed.gov/nationsreportcard/about/nonpublicschools.asp>
- ▶ NAEP Tools on the Web provide quick and easy access to NAEP assessment data, previously administered NAEP questions, performance comparisons, and more: <http://nces.ed.gov/nationsreportcard/about/naeptools.asp>
- ▶ Full copies of all reports are available on The Nation's Report Card website: <http://nationsreportcard.gov>

What subjects does NAEP assess?

Main NAEP assessments are conducted in a range of subjects with fourth-, eighth-, and twelfth-grade students across the country. Mathematics and reading are assessed every two years, and science and writing are assessed every four years. Other subjects are assessed periodically, including the arts, civics, economics, geography, technology and engineering literacy, and U.S. history.

Long-term trend NAEP measures student performance in mathematics and reading, and is designed to ensure comparability across the years. The long-term trend assessment makes it possible to chart educational progress since the early 1970s. The assessment is given to 9-, 13-, and 17-year-olds every four years.

NAEP special studies, such as the High School Transcript Study, are conducted periodically in addition to main and long-term trend assessments. The National Assessment Governing Board, which sets NAEP policy, determines the assessment schedule and what content should be measured. To download a detailed PDF version of the assessment schedule, please visit <http://www.nagb.org/newsroom/assessment-schedule.htm>.

What can schools and students expect when participating in NAEP?

- ▶ NAEP is administered to students during regular school hours. Students spend between 90 and 120 minutes taking the assessment.
- ▶ Each student is assessed in one subject area and is asked to provide contextual information, such as the amount of reading they do, the types of classes they take, and their experiences with technology.
- ▶ Accommodations are provided for students with disabilities and/or English language learners.
- ▶ Student results are confidential. All materials are brought to and taken from the school by NAEP representatives on assessment day.



Why is student participation important?

The participation of all selected students enables NAEP to obtain an accurate picture of how public and private school students are performing in the United States. Since NAEP is not designed to report results for individual schools or students, it is not necessary for every student in every school to take the assessment. Instead, NCES uses a sampling procedure to ensure that NAEP participants are representative of the geographical, racial/ethnic, and socioeconomic diversity of schools and students across the country. Each participating student represents hundreds of other students. Their participation is vital for valid information on student achievement to be collected and shared. Teachers, principals, parents, policymakers, and researchers all use NAEP results to assess student progress and develop ways to improve education across the country.

After each assessment, some NAEP questions are released to the general public along with data on how students performed on each question. The following are examples of NAEP questions and actual correct responses from students.

4th Grade Reading

For the following question, students read a passage from the story "Tough as Daisy," which is about a young girl who has moved to a new school and must prove she is a good enough wrestler to be on the team.

At the beginning of the story, when some of the boys point and laugh at Daisy, she thinks, "We'll see about that." What does this tell you about Daisy?

What this tells me about Daisy is she is confident and strong. She never gives up. She never thinks she is bad at anything.

8th Grade Science

This multiple-choice question measures students' performance in the Earth and space sciences content area.

These funnels were filled with equal volumes of pebbles, fine sand, and coarse sand, as shown in the diagram below. The same amount of water was poured into each funnel.



Which correctly lists the order in which the water passed through the funnels, from fastest to slowest?

- A Pebbles, fine sand, coarse sand
- B Pebbles, coarse sand, fine sand
- C Fine sand, coarse sand, pebbles
- D Coarse sand, pebbles, fine sand

12th Grade Mathematics

The following is a short constructed-response question from the algebra content area.

If $f(x) = x^2 + x$ and $g(x) = 2x + 7$, what is an expression for $f(g(x))$?

$f(2x+7) = (2x+7)^2 + (2x+7)$

**Appendix D-9: NAEP Save-the-Date Letter from NAEP State
Coordinator to School Principal**

**NAEP (Year) Save-the-Date Letter From
NAEP STATE COORDINATOR TO SCHOOL PRINCIPAL – For All Sampled Schools**
Red text should be customized before mail merge; **highlighted text** represents mail merge fields

NAEP is coming on (assessment date). Save the date!

Dear Principal:

In (Month), I notified you that your school was selected to participate in the (Year) administration of the National Assessment of Educational Progress (NAEP). This letter has the scheduled assessment date for your school.

Your school's grade (4 or 8 or 12) students will take the assessment for about (Number) minutes on (assessment date). Please place the NAEP assessment date on your (Year-Year) school calendar. Approximately (estimated student sample) students from your school will be selected to participate, but that number will vary, depending on actual student enrollment for the (Year-Year) school year. NAEP representatives will provide significant support to your school, bring all necessary materials and equipment, and administer the assessment.

If you have questions or a conflict with the scheduled assessment date, please contact me at (Telephone number) or (Email address) by (Date). I will send you more information about preparing for the assessment at the beginning of the school year.

NAEP provides a common measure of student achievement across the country and is used to inform education policies and practices. Schools and students have an important role in ensuring that NAEP provides accurate results. Our goal is 100 percent participation in this important assessment and we know that we can count on you to help us reach it.

Sincerely,

NAEP State Coordinator

CC: District Test Coordinator

Enclosure: *NAEP in Your School (Year)*

Appendix D-10: NAEP in Your School Brochure

NAEP in Your School

WHAT IS NAEP?

The National Assessment of Educational Progress (NAEP) is an essential measurement of student achievement in the United States.

- ▶ First administered in 1969, NAEP is the largest continuing and nationally representative assessment of what our nation's students know and can do in core subjects, such as mathematics, reading, science, writing, and the arts.
- ▶ The schools and students participating in NAEP represent other schools and students across the country.
- ▶ NAEP is considered the gold standard of assessments because of its high technical quality. From developing frameworks and questions to the reporting of results, NAEP represents the best thinking of assessment and content specialists, state education staff, and teachers from around the nation.
- ▶ NAEP monitors academic progress over time and reports on student achievement nationally. In some subjects and grades, results are also available for states and districts that participate in the Trial Urban District Assessment.

NAEP mathematics, reading, or writing pilot assessments will be administered on tablets with keyboards to a sample of fourth-, eighth-, or twelfth-grade students in your school between January 25 and March 4, 2016.

Results from the pilot will not be released but will be used to prepare for the full transition to assessments administered electronically by the end of the decade.

What is involved?

Through assessments administered on tablets, NAEP will collect data to provide a deeper understanding of what students know and can do, including how they engage with technology to approach problem solving. Each student will participate in one subject and will take only a portion of the entire assessment. Students will spend about 120 minutes completing the assessment, including transition time and directions. They will also be asked to complete a contextual questionnaire that aims to gain a better understanding of their educational experiences, such as the amount of reading they do and the types of classes they take.

The school principal and fourth- and eighth-grade teachers of the subjects being assessed will also complete a questionnaire. These questionnaires are designed to help provide contextual information for the results, as well as information about factors that may be related to students' learning. Additional information will be collected about how selected students with disabilities and English language learners would participate in the assessment.

How many students will be assessed?

Nationally, approximately 18,000 students will be assessed in fourth grade, 26,000 in eighth grade, and 7,000 in twelfth grade.



Who will be responsible for coordinating and administering NAEP?

Your NAEP State Coordinator, NAEP representatives, and school staff will work together to coordinate and administer the assessment.

A staff person in your school will need to be assigned to serve as the school coordinator and be the primary contact for the assessment. This person should be:

- ▶ familiar with how students participate in statewide assessments; and
- ▶ comfortable using a computer to collect and enter student information online.

The NAEP State Coordinator works at your state Department of Education and will be responsible for:

- ▶ working with schools to confirm the assessment date;
- ▶ communicating with principals about the importance of NAEP and student participation;
- ▶ providing schools with instructions for preparing a list of fourth-, eighth-, or twelfth-grade students and information about notifying parents of participating students;
- ▶ providing guidance for including students with disabilities and English language learners; and
- ▶ responding to questions from the school community throughout the assessment period.

NAEP representatives employed by a U.S. Department of Education contractor to work directly with schools will be responsible for:

- ▶ selecting a random sample of students from the school list of fourth-, eighth-, or twelfth-graders;
- ▶ verifying information that the school coordinator has provided via the MyNAEP website, which will serve as the primary resource and action center throughout the NAEP assessment process;
- ▶ working with the school coordinator to finalize assessment logistics;

- ▶ bringing all assessment materials to the school on the scheduled day; and
- ▶ conducting the assessment.

Each principal will be responsible for:

- ▶ assigning a school staff member to serve as school coordinator;
- ▶ including the NAEP assessment date on the school calendar;
- ▶ empowering the designated school coordinator to work with the NAEP representative and NAEP State Coordinator to prepare for the assessment; and
- ▶ informing school staff and students about NAEP and why student participation is critically important.

The school coordinator will be responsible for:


- ▶ confirming the scheduled assessment date with the NAEP State Coordinator;
- ▶ registering for the MyNAEP website and providing information about the school;
- ▶ overseeing the submission of an electronic list of fourth-, eighth-, or twelfth-grade students;
- ▶ using the MyNAEP website to prepare for the assessment;
- ▶ informing parents of the assessment (more information will be provided on how to complete this task);
- ▶ communicating with the NAEP representative to finalize assessment preparations;
- ▶ organizing the availability of school space for the assessment, including room(s), desks or tables, and an adequate number of electrical outlets in the assessment location (the school will not need to provide Internet access); and
- ▶ collaborating with school staff to ensure a high rate of student participation.

Detailed information about the school coordinator's responsibilities will be sent at the beginning of the school year.



Get NAEP on the go with the *NAEP Results* mobile app!

Appendix D-11: NAEP in Your Private School



2016

NAEP in Your Private School

What is NAEP?

The National Assessment of Educational Progress (NAEP) is an essential measurement of student achievement in the United States.

- First administered in 1969, NAEP is the largest continuing and nationally representative assessment of what our nation's public and private school students know and can do in various subjects.
- NAEP is considered the gold standard of assessments because of its high technical quality. From developing frameworks and questions to the reporting of results, NAEP represents the best thinking of assessment and content specialists and teachers from around the nation.
- The schools and students participating in NAEP make an important contribution by representing other schools and students across the country.
- NAEP monitors academic progress over time and reports on student achievement nationally. The results are released as The Nation's Report Card

Mathematics, Reading, and Writing Pilot Assessments Administered on Tablets

Why assess private schools?

Private school data are essential for examining the picture of education in the United States and informing future policy decisions. Private schools represent about 23 percent of schools in the nation and educate approximately 9 percent of the nation's students. NAEP has consistently demonstrated how the performance of students in private schools compares positively to the performance of students in public schools and to the rest of the nation.

Why participate in NAEP?

Your school has been selected to represent other private schools across the nation. Your participation is needed to ensure a complete picture of the academic progress of the nation's students, and it is vital that all selected students participate in NAEP. Schools, students, and teachers who participate in NAEP provide a valuable community service and enable The Nation's Report Card to provide a more inclusive picture of what our nation's students know and can do in key subject areas.

NAEP has the support of numerous private school organizations, including the National Association of Independent Schools (NAIS), the National Catholic Educational Association (NCEA), and the Council for American Private Education (CAPE).

The NAEP 2016 program in your school

From January 25 to March 4, 2016, NAEP will be administered in schools across the country. Students will participate in pilot assessments in mathematics, reading, and writing conducted on tablets. Students will use tablets with keyboards to complete a mathematics or reading assessment in grades 4 and 8, or a writing assessment in grades 8 and 12. Each student will be assessed in only one subject. NAEP representatives will bring all materials and equipment, including tablets, to the school on assessment day. Students will spend approximately 120 minutes completing the assessments, which includes transition time and directions and completion of a

"Private schools have participated in NAEP for decades, and the Council for American Private Education (CAPE) supports NAEP and encourages your participation."

— Joe McTighe,
Executive Director, CAPE

For more information about NAEP visit:

- Program overview
<http://nces.ed.gov/nationsreportcard>
- Private school participation
<http://nces.ed.gov/nationsreportcard/about/nonpublicschools.asp>

student questionnaire. The questionnaire provides contextual information such as the amount of reading students do and what types of classes they take.

The school principal and the grade 4 and 8 teachers of the subjects being assessed will also be asked to complete a questionnaire. NAEP collects information from schools and teachers to provide a more complete understanding of the results. Topics such as classroom experience, teacher training, and school policies can be important information for education stakeholders who need to gain a better picture of student performance.

Although the results of the pilot will not be released, the pilot will provide valuable information to inform future assessments.

What are the responsibilities of NAEP representatives?

NAEP representatives work directly with schools and are responsible for

- Confirming the assessment date and time with the school
- Providing schools with instructions for preparing a list of eligible students from which a random sample will be selected for participation in the assessment
- Providing schools with information about notifying parents of selected students
- Providing resources, guidelines, and support to assist the school coordinator in completing activities and finalizing assessment arrangements
- Bringing all assessment materials and equipment, including tablets, to the school on assessment day
- Conducting the assessments
- Responding to questions from the school throughout the assessment period

What are the responsibilities of the principal and school coordinator?

The principal is responsible for

- Including the NAEP assessment date on the school calendar
- Designating a school coordinator to work with NAEP representatives and to prepare for the assessment
- Informing school staff about NAEP and why participation is critically important
- Completing the school questionnaire

The school coordinator is responsible for

- Confirming that the suggested assessment date works with the school calendar
- Securing space for the assessment to take place
- Supporting teachers' access to the teacher questionnaires
- Providing a list of eligible students from which a random sample will be selected for participation in the assessment (student names will always be kept confidential)
- Informing parents
- Completing preassessment activities with guidance and support from NAEP representatives
- Ensuring that students attend the session on the assessment date

**Appendix D-12: NAEP Assessment Details Letter from NAEP State
Coordinator to Principal**

NAEP (Year) Assessment Details Letter
NAEP STATE COORDINATOR TO PRINCIPALS

Red text should be customized before mail merge, **highlighted text** represents mail merge fields.

Dear **principal name**:

At the end of the school year, I notified **school name** of its selection to participate in the National Assessment of Educational Progress (NAEP). I am following up with you to provide additional information about the upcoming assessment.

To prepare for the assessment, please:

- Place the NAEP assessment date, **assessment date**, on your school calendar.
- Designate a school coordinator to serve as the liaison for all NAEP activities in your school. The school coordinator should
 - ✓ know how to collect student information, such as birth dates, demographic information, and if any students have withdrawn;
 - ✓ be comfortable using a computer, since all assessment preparation activities will be completed online; and
 - ✓ be familiar with how students participate in statewide assessments.
- Review the enclosed *School Coordinator Responsibilities: A Guide to MyNAEP* for an overview of what your school coordinator will need to manage throughout the assessment process.
- Give the enclosed NAEP folder to your designated school coordinator.
- Visit the NAEP website at <http://nces.ed.gov/nationsreportcard> for sample questions, previous results, and other NAEP publications.

A NAEP representative responsible for administering the assessment will contact your school coordinator in early December. The representative will discuss assessment details, including accommodations that may be necessary to assess students with disabilities and English language learners, and explain the tasks that the school coordinator needs to complete via the MyNAEP website. The representative will review and use the information that the school coordinator provides via MyNAEP to make final assessment arrangements.

During the assessment, we would appreciate the presence of a school staff person as an observer in each session. A staff member's presence can have a positive impact on students' motivation and performance.

Again, I would like to express my appreciation for your assistance with this very important assessment of our nation's students. Our chief state school officer, **name**, supports NAEP and encourages your students' participation. **For high schools only:** I will send you the *Best Practices Guide for Supporting Twelfth-Grade NAEP Participation in (Month)*. Please discuss the *Best Practices Guide* with your school coordinator and highlight your ideas for improving student participation and motivation.

I look forward to collaborating with you and your school coordinator to ensure the successful administration of NAEP (Year). If you would like to access the MyNAEP site (www.mynaep.com), please register with this ID number: MyNAEP Registration ID. MyNAEP is a protected site, so you will create your own password. Should you have questions, please contact me at (Telephone number) or (Email address).

Sincerely,

NAEP State Coordinator

Enclosures: NAEP folder for your school coordinator, including the following:
Letter to your school coordinator
School Coordinator Responsibilities: A Guide to MyNAEP
Parent/Guardian Notification Letter

**Appendix D-13: NAEP Assessment Details Letter from NAEP State
Coordinator to School Coordinator**

NAEP (Year) Assessment Details Letter
NAEP STATE COORDINATOR TO SCHOOL COORDINATOR

Red text should be customized before mail merge, **highlighted text** represents mail merge fields.

Dear School Coordinator:

Welcome to the (Year) National Assessment of Educational Progress (NAEP). I look forward to working with you to coordinate NAEP in your school. A sample of your grade **grade** students will be taking **assessment type** on **assessment date**.

As school coordinator, you will have a number of responsibilities critical to making NAEP a success. The MyNAEP website (www.mynaep.com) is designed to assist you with these responsibilities. Please register for MyNAEP using this registration ID: **MyNAEP Registration ID**. MyNAEP is a protected site, so you will create your own password. For instructions, see the enclosed *School Coordinator Responsibilities: A Guide to MyNAEP*.

An assigned NAEP representative who is responsible for administering the assessment will contact you in early December. At that time, you will log on to the MyNAEP site with the representative and discuss how to use the Prepare for Assessment section. The timeline below indicates when you will need to complete specific MyNAEP activities.

- *August-September* – Answer the questions in the **Provide School Information** section by **date**.
- *(October-November)* – Prepare and submit a list of eligible students electronically on the **Submit Student List** page by **date**. Please see the enclosed Student List Submission Instructions for preparing your list of grade **grade** students.
- **For high schools only.** *November/December* – Review and help implement the strategies outlined in the *Best Practices Guide for Supporting Twelfth-Grade NAEP Participation*. An online version of the guide will be available on MyNAEP's **Encourage Participation** page in December. Your principal will receive the *Best Practices Guide* in November.
- *December-January* – Complete tasks listed under the **Prepare for Assessment** menu category. Major tasks are highlighted below.
 - Provide information about students with disabilities and English language learners (SD/ELL) so that assessment administrators can plan appropriate testing accommodations. You can request MyNAEP access for your school's SD/ELL specialists on the **Complete SD/ELL Student Information** page so that they can assist with this task.
 - Notify parents/guardians that their children have been selected for the assessment. A sample parent/guardian notification letter is enclosed and will be available on the MyNAEP website for you to customize and print on your school letterhead.
 - Identify newly enrolled grade **grade** students who have enrolled since the fall. NAEP will draw a random sample from this group to ensure that all students have an opportunity to be selected for NAEP.

- *One week before the assessment* – Visit the **Support Assessment Activities** page to print student appointment cards and notify teachers in advance so they know when to release students.
- *June 1 or last day of school* – Confirm that all confidential hardcopy NAEP materials have been shredded by visiting the **Wrap Up** page.

During the assessment, we would appreciate the presence of a school staff person as an observer in each session. A staff member's presence can have a positive impact on students' motivation and performance.

More information about your responsibilities is provided in the enclosed *Guide to MyNAEP*. Additional information about NAEP can be found at <http://nces.ed.gov/nationsreportcard>.


Thank you in advance for your cooperation and effort in helping to coordinate this important assessment. If you have any questions, please feel free to contact me at **(Telephone number)** or **(Email address)**.

Sincerely,

NAEP State Coordinator

Enclosures: NAEP folder, including the following:
School Coordinator Responsibilities: A Guide to MyNAEP
Parent/Guardian Notification Letter

Appendix D-14: School Coordinator Responsibilities: A Guide to MyNAEP



School Coordinator Responsibilities

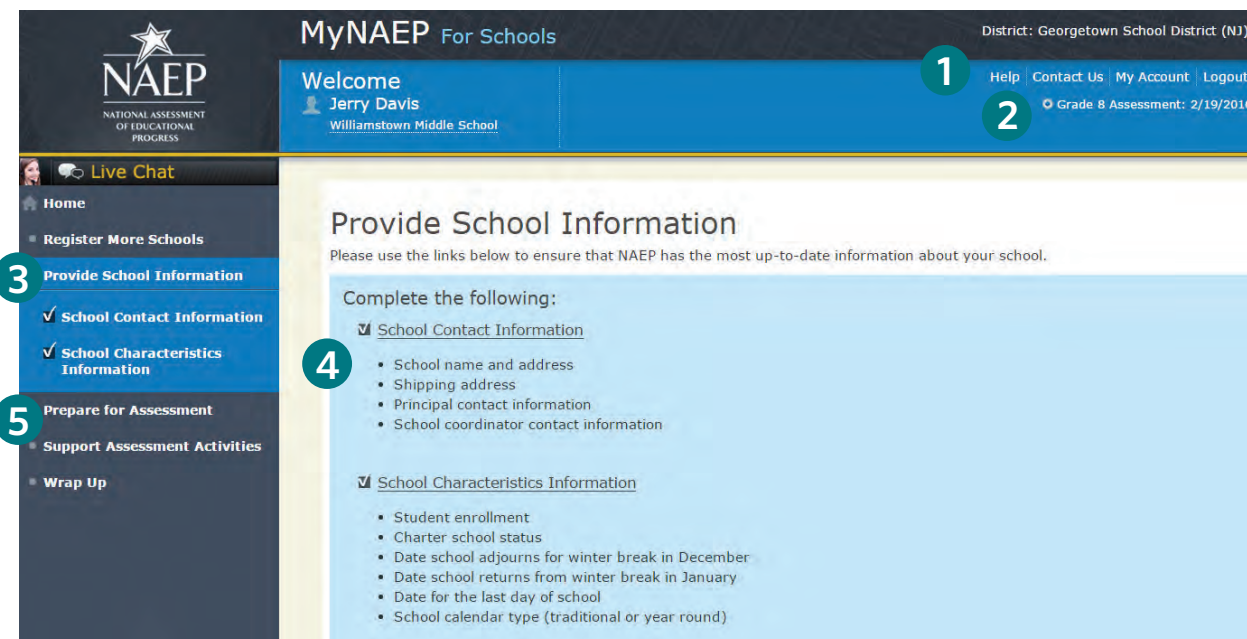
A Guide to MyNAEP

2016

MyNAEP Features

The diagram below identifies key features that will help you update information easily throughout the school year.

1. The Help and Contact Us links put you in touch with video tutorials, live help, contact information for NAEP staff, and more.
2. Your school's selected grade(s) and scheduled assessment date are shown in the blue banner.
3. Use the Provide School Information page to confirm your school's address, contact information, and other characteristics.
4. Check marks indicate sections that are already complete, and the color changes from white to green when NAEP staff confirm the information.
5. The Prepare for Assessment menu has seven key tasks for the weeks leading up to the assessment. These tasks will become available starting in December.



Online Resources

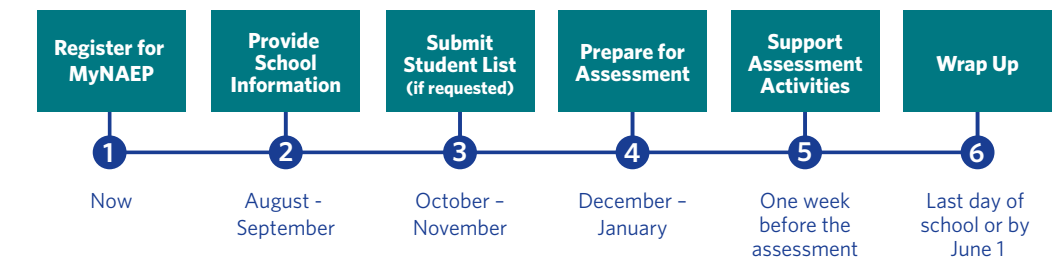
Information for selected schools	http://nces.ed.gov/nationsreportcard/about/schools.aspx
Introducing NAEP to Teachers Video	http://nces.ed.gov/nationsreportcard/videos/teachervideo
Introducing NAEP to Students Video	http://nces.ed.gov/nationsreportcard/videos/naepstudent.aspx
What Every Parent Should Know About NAEP Video	http://nces.ed.gov/nationsreportcard/videos/parentvideo
Sample Questions Booklets	http://nces.ed.gov/nationsreportcard/about/booklets.aspx
NAEP Questions Tool	http://nces.ed.gov/NationsReportCard/nqt
Information for parents	http://nces.ed.gov/nationsreportcard/parents
Assessment frameworks	http://www.nagb.org/publications/frameworks.html

The MyNAEP website provides participating schools with a convenient way to prepare for the upcoming National Assessment of Educational Progress (NAEP).

- MyNAEP will serve as your primary resource and action center throughout the assessment process.
- MyNAEP offers school coordinators an electronic way to prepare for the assessment at their own pace.
- The MyNAEP menu is a virtual checklist of all activities that school coordinators will need to complete throughout the school year, so it is important to check in regularly to make sure your school is on track with preparations.
- Visit the MyNAEP website to get started: www.mynaep.com.

Each school participating in NAEP 2016 has a designated staff member to serve as its NAEP school coordinator. You have been selected to serve as coordinator and liaison for all NAEP assessment activities in your school. Thank you in advance for helping to prepare for this important assessment!

MyNAEP Activity Timeline



In the fall, you will be responsible for the following:

Registering for the MyNAEP website.

MyNAEP will provide you with all of the information your school needs to participate in NAEP, including information about what to expect at each stage. Multiple school staff members may register to access the site, but only school coordinators and principals will have full access. Register at www.mynaep.com by entering the registration ID assigned by your NAEP State or Trial Urban District Assessment (TUDA) Coordinator. For detailed instructions on how to register, refer to page 3.

Completing and submitting school information.

Go to the **Provide School Information** page on MyNAEP to enter and submit your school's contact and characteristic information, including your school's name, address, and the number of students enrolled in the selected grade. Providing up-to-date information about your school ensures that materials can be accurately prepared for the assessment.

Continued on page 2

For more information about NAEP, visit:

<http://nces.ed.gov/nationsreportcard>.

Find us on:

Preparing and submitting a list of your school's students in the selected grade level (if requested).

NAEP requires a complete list of students in the selected grade. This ensures that a random sample of students can be selected to participate in the assessment and that demographic information about these students can be collected. The [Submit Student List](#) page will appear for schools that need to prepare and upload this list. Student names will always be kept confidential, and individual student responses and scores on NAEP are never reported.

In December, the NAEP representative responsible for administering NAEP in your school will contact you and discuss how to complete these tasks listed under the [Prepare for Assessment](#) menu:

Reviewing student information and preparing for the assessment of students with disabilities and English language learners (SD/ELL).

Visit the [Review and Verify List of Students Selected for NAEP](#) page to review the student sample and identify any students who cannot take the assessment. You will also need to review demographic information and provide updates in case any information is missing or inaccurate. To ensure that NAEP reflects the educational progress of all students, you will need to submit information on the [Complete SD/ELL Student Information](#) page about how SD/ELL students will participate in the assessment and the accommodations they will receive.

Informing parents/guardians of student participation.

By law, parents/guardians of students selected to participate in NAEP must be notified in writing of their child's selection prior to the administration of the assessment. An electronic copy of the Parent/Guardian Notification Letter is available on the [Notify Parents](#) page for downloading, printing, and distributing.

Other Prepare for Assessment menu tasks will become available in January:

Identifying any newly enrolled students.

For NAEP to obtain an accurate picture of student achievement, all eligible students must have an opportunity to be selected. You will need to visit the [Identify Newly Enrolled Students](#) page and upload an Excel file of students currently enrolled in the selected grade or add newly enrolled students to NAEP's fall roster. NAEP will draw a random sample of newly enrolled students to select students who were not enrolled in the fall.

Managing the completion of questionnaires by school staff.

You will be responsible for ensuring the completion of online questionnaires designed to provide contextual information for the assessment results. You can assign, email, and monitor questionnaires for completion through the [Manage Questionnaires](#) page on MyNAEP.

Planning assessment day logistics.

Assessment day details, including the location(s) and start time of the assessment, how students and teachers will be notified, and SD/ELL student accommodation logistics, will need to be entered via the [Plan for Assessment Day](#) page.

Promoting the importance of NAEP with school staff and students.

Teachers are essential for motivating students to do their best on NAEP. Students selected to take NAEP will represent thousands of students across the country, so it is vital that they participate and do their best. Online resources, short videos, and strategies for promoting NAEP are all available on the [Encourage Participation](#) page.

On the assessment date, you will meet your NAEP representative and assessment team, and be responsible for the following:

Ensuring that students attend the session.

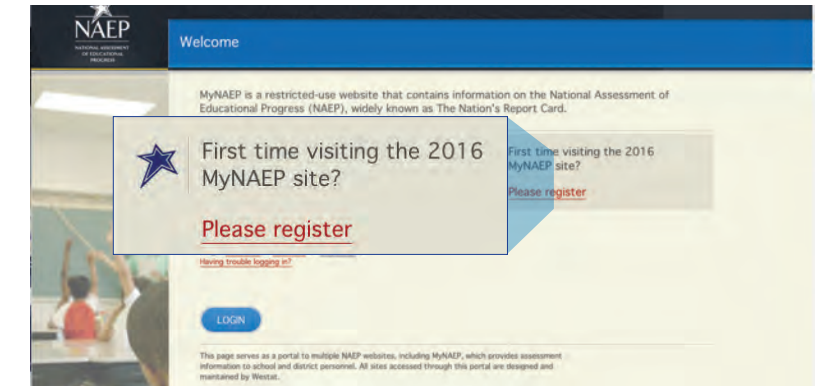
Prior to the assessment start time, you will need to be available to ensure that students attend

the sessions. Appointment cards can be created and printed from the [Support Assessment Activities](#) page. You and the teachers of selected students are encouraged to remain in the room during the assessment. If attendance of sampled students is less than 90 percent, a makeup session will be necessary, and the

NAEP representative will schedule another date to administer the assessment to the students who were absent. After the assessment, please safeguard all NAEP materials until the last day of school. Visit the [Wrap Up](#) page to confirm that all materials have been shredded.

How to Register for and Access MyNAEP

- 1 Go to www.mynaep.com. On the right side of the screen, select [Please register](#).



- 2 Enter the MyNAEP registration ID included in the letter or email sent by your NAEP representative and select [Continue](#). If you cannot locate your registration ID, please contact your NAEP representative or the NAEP help desk at 800-283-6237 or naephelp@westat.com. Multiple school staff can use the registration ID to register for the website. For detailed instructions, select [Registration Help](#).



- 3 Complete the registration form and create a password to access MyNAEP. MyNAEP is a secure website that contains confidential information, so all users will be prompted to accept a confidentiality agreement. A username will be automatically generated and emailed to you. Links are available on the login page in case you forget your username or password.



Appendix D-15: Template for State-Specific SD Inclusion Policy

**New Moldavia NAEP Inclusion Policy
Students with Disabilities (SD)**

The **New Moldavia Department of Education** expects that most students with disabilities will be included on the National Assessment of Educational Progress (NAEP). **Only students who meet (or met) participation criteria for the <Name of Alternate Assessment based on Alternate Achievement Standards> may be excluded from any NAEP assessment.** All other students with disabilities should participate in NAEP with or without NAEP-allowed accommodations.

Several accommodations provided on the **New Moldavia** assessments are not necessary for the NAEP assessments because they are available for all students through universal design elements. The chart below is divided into three sections: (1) universal design elements that will be available to **all students**, (2) accommodations provided **by the test delivery system**, and (3) accommodations provided **outside the test delivery system**. NAEP accommodations are only allowed for a student on an Individualized Education Plan (IEP) or Section 504 Plan. If you have questions about the NAEP accommodations, please contact **<NSC name>**, NAEP State Coordinator at **<email address>** or **<phone number>**.

NAEP Universal Design Element <i>Available to All Students</i>	NAEP Subject	NAEP Universal Design Element Description
Zooming	Mathematics, Reading, Science, Writing, Civics, Geography, U.S. History, TEL	Tool to enlarge content onscreen up to 2 times the default text/image size. Students can change text sizes ranging from approximately 12-point font to approximately 24-point font. Twenty-four point font is approximately 1/3-inch tall. <i>NOTE: This only enlarges the items, NOT the tool icons, menus, calculator, equation editor, etc.</i>
One-on-One/Small Group	Mathematics, Reading, Science, Writing, Civics, Geography, U.S. History, TEL	Unnecessary due to the mode of test administration. All students are interacting on a one-on-one basis with the tablet and will have earbuds to reduce distractions. Read aloud and other accommodations will be provided through the tablet and will not distract other students in the room. <i>NOTE: Up to 25 students will be in the standard administration. If students need to be assessed in a smaller group, please select the accommodation Must Be Tested in a Separate Session.</i>
Text-to-Speech/Read Aloud (English) – Directions Only	Mathematics, Reading, Science, Writing, Civics, Geography, U.S. History, TEL	General directions are read aloud to all students. Directions within the assessment can be selected and read aloud by the system using text-to-speech. The tutorial explains how to do this and has full audio.
Text-to-Speech/Read Aloud (English) – Occasional or Most or All	Mathematics, Science, Writing, Civics, Geography, U.S. History, TEL Not Allowed for Reading	Students select some or all text to be read aloud by the system using text-to-speech. The tutorial explains how to do this and has full audio. Text-to-Speech/Read Aloud (English) – Occasional or Most or All is not allowed for reading passages or items.
Use a Computer/Tablet to Respond	Mathematics, Reading, Science, Writing, Civics, Geography, U.S. History, TEL	All students respond on NAEP-provided tablets.
Color Contrast	Mathematics, Reading, Science, Writing, Civics, Geography, U.S. History, TEL	Students have a choice of three color contrast options, including one high-contrast option. The default is black text on white background and the two other options are white text on black background and black text on beige background. <i>NOTE: This tool is not available for the tutorial or any image/video content.</i>

NAEP Universal Design Element <i>Available to All Students</i>	NAEP Subject	NAEP Universal Design Element Description
Scratchwork/Highlighter Capability	Mathematics, Reading, Science, Writing, Civics, Geography, U.S. History, TEL	Allows freehand drawing and highlighting on the screen. The scratchwork/highlighter tool is available for short standalone items (e.g., multiple-choice and short constructed-response items). The tutorial explains how to do this and has full audio.
Elimination Capability	Mathematics, Reading, Science, Civics, Geography, U.S. History, TEL Not Allowed for Writing	Allows students to gray out answer choices for multiple choice items. Elimination Capability is not available for writing because there are no multiple choice items. <i>NOTE: This tool is not available for constructed response items.</i>
Volume Adjustment	Mathematics, Reading, Science, Writing, Civics, Geography, U.S. History, TEL	Some portions of the assessment feature audio, such as text-to-speech or multimedia item content. Students may raise or lower the volume using a control on the tablet.
Closed Captioning	Mathematics, Reading, Science, Writing, Civics, Geography, U.S. History, TEL	All voice-over narration is closed captioned.
Electronic Spellcheck and Thesaurus	Writing Not Allowed for Mathematics, Reading, Science, Civics, Geography, U.S. History, TEL	Incorporated into the interface with automatic and user-prompted activation options. Electronic Spellcheck and Thesaurus is only allowed for writing.

NAEP Accommodation Provided by Test Delivery System <i>Available to Students on an IEP or Section 504 Plan</i>	NAEP Subject	NAEP Accommodation Description
Extended Time	Mathematics, Reading, Science, Writing, Civics, Geography, U.S. History, TEL	This accommodation requires that students be given extra time to complete the assessment. <i>NOTE: If state test is untimed, students <u>may</u> or <u>may not</u> require extended time on NAEP. NAEP is a timed but not a “speeded” test (it is not designed to evaluate how many questions a student can answer in a limited amount of time). Generally, most students are able to complete the NAEP cognitive sections in the time allowed (30 minutes per section).</i>
Magnification	Mathematics, Reading, Science, Writing, Civics, Geography, U.S. History, TEL	For students requiring magnification of all assessment content, including tools, menus, calculator, and equation editor. Screen magnification software allows students to scroll over a portion of the screen to magnify the image on the screen. <i>NOTE: See Zooming under universal design elements to determine if students need additional magnification.</i>
Low Mobility Version of the Test	Mathematics, Reading, Science, Writing, Civics, Geography, U.S. History, TEL	This accommodation provides a test form with short-standalone items that are keyboard navigable and do not require the use of the mouse or touch pad.
Calculator Version of the Test	Mathematics Not Allowed for Reading, Science, Writing, Civics, Geography, U.S. History, TEL	This accommodation provides a mathematics test form that permits the use of a calculator. The calculator is an onscreen calculator provided as part of the assessment system. Calculator Version of the Test is only allowed for mathematics.

NAEP Accommodation Provided by Test Delivery System <i>Available to Students on an IEP or Section 504 Plan</i>	NAEP Subject	NAEP Accommodation Description
Hearing Impaired Version of the Test	Mathematics, Reading, Science, Writing, Civics, Geography, U.S. History, TEL	This accommodation provides a test form that has all auditory content closed captioned.
Color Contrast for Visually Impaired Students	Reading and Writing Not Allowed for Mathematics, Science, Writing, Civics, Geography, U.S. History, TEL	This accommodation is for visually impaired students who require high contrast of all content. A special form for reading and writing is provided without any image/video content. Color Contrast for Visually Impaired Students is only allowed for reading.

NAEP Accommodation Provided Outside Test Delivery System <i>Available to Students on an IEP or Section 504 Plan</i>	NAEP Subject	NAEP Accommodation Description
Breaks During Testing	Mathematics, Reading, Science, Writing, Civics, Geography, U.S. History, TEL	This accommodation requires that the student be allowed to take breaks as requested or at predetermined intervals during the assessment. This also could mean that the student is allowed to take the assessment in more than one sitting during a single day.
Must Be Tested in a Separate Session	Mathematics, Reading, Science, Writing, Civics, Geography, U.S. History, TEL	This accommodation requires that the student be tested away from other students in a separate testing area. <i>NOTE: This could be a small group or one-on-one.</i>
Must Have an Aide Present in the Testing Room	Mathematics, Reading, Science, Writing, Civics, Geography, U.S. History, TEL	This accommodation that requires the aide the student regularly works with be present in the testing room while the assessment is being conducted. <i>NOTE: Only trained NAEP staff may conduct the assessment session.</i>
Uses Template/Special Equipment/Preferential Seating	Mathematics, Reading, Science, Writing, Civics, Geography, U.S. History, TEL	<u>Template:</u> This is a cutout or overlay provided by the school that is used to focus a student's attention on one part of a screen by obscuring the other parts of the screen. <u>Study Carrel/Special Equipment:</u> This is a study carrel or portable screen provided by the school used to limit distractions for a student. It may also include special light and furniture used by the student. <u>Preferential Seating:</u> This accommodation requires that a student sit in a designated area for the assessment, such as away from other students to limit distractions; a location where there is access to special equipment; or close to the front of the room so a student can see or hear more easily.
Cueing to Stay on Task	Mathematics, Reading, Science, Writing, Civics, Geography, U.S. History, TEL	This accommodation requires that a school staff member provide students with a verbal or nonverbal cue to begin a task or to refocus on a task.

NAEP Accommodation Provided Outside Test Delivery System Available to Students on an IEP or Section 504 Plan	NAEP Subject	NAEP Accommodation Description
Responds Orally to a Scribe	Mathematics, Reading, Science, Civics, Geography, U.S. History, TEL Not Allowed for Writing	This accommodation requires the student respond orally to a scribe provided by the school or respond by pointing to his/her answers. The scribe then records the student's responses on the tablet. Responds Orally to a Scribe is not allowed for writing.
Presentation in Sign Language	Mathematics, Science, Writing, Civics, Geography, U.S. History, TEL Not Allowed for Reading	This accommodation requires a qualified sign language interpreter at the school sign the instructions included in the session script and some or all of the test questions or answer choices for the student. Presentation in sign language is not allowed for reading passages or test questions. <i>NOTE: If a student needs directions signed for reading, please select "Other (specify)" and note the needed accommodation.</i>
Response in Sign Language	Mathematics, Reading, Science, Civics, Geography, U.S. History, TEL Not Allowed for Writing	This accommodation requires a hearing impaired student signs his/her responses to a scribe provided by the school who records the responses on the tablet. Response in Sign Language is not allowed for writing.
Braille Version of the Test	Mathematics, Reading, Science, Civics, Geography, U.S. History, TEL Not Allowed for Writing	This accommodation provides a paper-and-pencil Braille test form. Braille Version of the Test is not allowed for writing. <i>NOTE: If a student needs to respond in Braille, select "Other (specify)" and note the needed accommodation. The student records his/her answers using a Braille output device, a slate and stylus, or an electronic Braille note taker provided by the school, or uses a scribe to record the answers (see Responds Orally to a Scribe accommodation).</i>
Other (specify)	Mathematics, Reading, Science, Writing, Civics, Geography, U.S. History, TEL	Any accommodations not listed above. Please check with your NAEP State Coordinator to see if other accommodations are allowed on NAEP.

Please keep in mind that NAEP does not produce results for individual students or schools, unlike the **New Moldavia** state assessments. All results are summarized only at the **<national and/or state>** level. In other words, the NAEP assessments do not impose consequences for the student or the school and are instead intended purely to provide a picture of educational performance and progress.

Appendix D-16: Template for State-Specific ELL Inclusion Policy

New Moldavia NAEP Inclusion Policy
English Language Learners (ELL)

The **New Moldavia Department of Education** expects that most English language learners will be included on the National Assessment of Educational Progress (NAEP). **Only English language learners who have been enrolled in U.S. schools for less than 1 full academic year before the NAEP assessment and cannot access NAEP may be excluded from any NAEP assessment.** All other English language learners should participate in NAEP with or without NAEP allowed accommodations.

Several accommodations provided on the **New Moldavia** assessments are not necessary for the NAEP assessments because they are available for all students through universal design elements. The chart below is divided into three sections: (1) universal design elements that will be available to **all students**, (2) accommodations provided **by the test delivery system**, and (3) accommodations provided **outside the test delivery system**. NAEP accommodations are only allowed for English language learners. If you have questions about the NAEP accommodations, please contact **<NSC name>**, NAEP State Coordinator at **<email address>** or **<phone number>**.

NAEP Universal Design Element <i>Available to All Students</i>	NAEP Subject	NAEP Universal Design Element Description
Zooming	Mathematics, Reading, Science, Writing, Civics, Geography, U.S. History, TEL	Tool to enlarge content onscreen up to 2 times the default text/image size. Students can change text sizes ranging from approximately 12-point font to approximately 24-point font. Twenty-four point font is approximately 1/3-inch tall. <i>NOTE: This only enlarges the items, NOT the tool icons, menus, calculator, equation editor, etc.</i>
One-on-One/Small Group	Mathematics, Reading, Science, Writing, Civics, Geography, U.S. History, TEL	Unnecessary due to the mode of test administration. All students are interacting on a one-on-one basis with the tablet and will have earbuds to reduce distractions. Read aloud and other accommodations will be provided through the tablet and will not distract other students in the room. <i>NOTE: Up to 25 students will be in the standard administration. If students need to be assessed in a smaller group, please select the accommodation Must Be Tested in a Separate Session.</i>
Text-to-Speech/Read Aloud (English) – Directions Only	Mathematics, Reading, Science, Writing, Civics, Geography, U.S. History, TEL	General directions are read aloud to all students. Directions within the assessment can be selected and read aloud by the system using text-to-speech. The tutorial explains how to do this and has full audio.
Text-to-Speech/Read Aloud (English) – Occasional or Most or All	Mathematics, Science, Writing, Civics, Geography, U.S. History, TEL Not Allowed for Reading	Students select some or all text to be read aloud by the system using text-to-speech. The tutorial explains how to do this and has full audio. Text-to-Speech/Read Aloud (English) – Occasional or Most or All is not allowed for reading passages or items.
Use a Computer/Tablet to Respond	Mathematics, Reading, Science, Writing, Civics, Geography, U.S. History, TEL	All students respond on NAEP-provided tablets.
Color Contrast	Mathematics, Reading, Science, Writing, Civics, Geography, U.S. History, TEL	Students have a choice of three color contrast options, including one high-contrast option. The default is black text on white background and the two other options are white text on black background and black text on beige background. <i>NOTE: This tool is not available for the tutorial or any image/video content.</i>

NAEP Universal Design Element <i>Available to All Students</i>	NAEP Subject	NAEP Universal Design Element Description
Scratchwork/Highlighter Capability	Mathematics, Reading, Science, Writing, Civics, Geography, U.S. History, TEL	Allows freehand drawing and highlighting on the screen. The scratchwork/highlighter tool is available for short stand-alone items (e.g., multiple-choice and short constructed response items). The tutorial explains how to do this and has full audio.
Elimination Capability	Mathematics, Reading, Science, Civics, Geography, U.S. History, TEL Not Allowed for Writing	Allows students to gray out answer choices for multiple choice items. Elimination Capability is not available for writing because there are no multiple choice items. <i>NOTE: This tool is not available for constructed response items.</i>
Volume Adjustment	Mathematics, Reading, Science, Writing, Civics, Geography, U.S. History, TEL	Some portions of the assessment feature audio, such as text-to-speech or multimedia item content. Students may raise or lower the volume using a control on the tablet.
Closed Captioning	Mathematics, Reading, Science, Writing, Civics, Geography, U.S. History, TEL	All voice-over narration is closed captioned.
Electronic Spellcheck and Thesaurus	Writing Not Allowed for Mathematics, Reading, Science, Civics, Geography, U.S. History, TEL	Incorporated into the interface with automatic and user-prompted activation options. Electronic Spellcheck and Thesaurus is only allowed for writing.

NAEP Accommodation Provided by Test Delivery System <i>Available to ELL</i>	NAEP Subject	NAEP Accommodation Description
Extended Time	Mathematics, Reading, Science, Writing, Civics, Geography, U.S. History, TEL	This accommodation requires that students be given extra time to complete the assessment. <i>NOTE: If state test is untimed, students <u>may or may not</u> require extended time on NAEP. NAEP is a timed but not a “speeded” test (it is not designed to evaluate how many questions a student can answer in a limited amount of time). Generally, most students are able to complete the NAEP cognitive sections in the time allowed (30 minutes per section).</i>
Spanish/English Version of the Test	Mathematics Not Allowed for Reading, Science, Writing, Civics, Geography, U.S. History, TEL	This is a special for with all content translated to Spanish
Text-to-Speech/Read Aloud (Spanish) – Directions	Mathematics, Reading, Writing Not Allowed for Science, Civics, Geography, U.S. History, TEL	This accommodation requires that the general session script instructions be read in Spanish by the test administrator. It also requires that the student is given all directions for the test form and block directions on the computer in Spanish. Only allowed for mathematics, reading and writing.

NAEP Accommodation Provided by Test Delivery System <i>Available to ELL</i>	NAEP Subject	NAEP Accommodation Description
Text-to-Speech/Read Aloud (Spanish) – Occasional or Most or All	Mathematics and Writing Not Allowed for Reading, Science, Writing Civics, Geography, U.S. History, TEL	Students select some or all text to be read aloud by the system using text-to-speech. The tutorial explains how to do this and has full audio. Must be used with Spanish/English Version of the Test. Only allowed for mathematics and writing.

NAEP Accommodation Provided Outside Test Delivery System <i>Available to ELL</i>	NAEP Subject	NAEP Accommodation Description
Breaks During Testing	Mathematics, Reading, Science, Writing, Civics, Geography, U.S. History, TEL	This accommodation requires that the student be allowed to take breaks as requested or at predetermined intervals during the assessment. This also could mean that the student is allowed to take the assessment in more than one sitting during a single day.
Must Be Tested in a Separate Session	Mathematics, Reading, Science, Writing, Civics, Geography, U.S. History, TEL	This accommodation requires that the student be tested away from other students in a separate testing area. <i>NOTE: This could be a small group or one-on-one.</i>
Must Have an Aide Present in the Testing Room	Mathematics, Reading, Science, Writing, Civics, Geography, U.S. History, TEL	This accommodation requires that the aide the student regularly works with be present in the testing room while the assessment is being conducted. <i>NOTE: Only trained NAEP staff may conduct the assessment session.</i>
Uses Template/Special Equipment/Preferential Seating	Mathematics, Reading, Science, Writing, Civics, Geography, U.S. History, TEL	<u>Template</u> : This is a cutout or overlay provided by the school that is used to focus a student’s attention on one part of a screen by obscuring the other parts of the screen. <u>Study Carrel/Special Equipment</u> : This is a study carrel or portable screen provided by the school used to limit distractions for a student. It may also include special light and furniture used by the student. <u>Preferential Seating</u> : This accommodation requires that a student sit in a designated area for the assessment, such as away from other students to limit distractions; a location where there is access to special equipment; or close to the front of the room so a student can see or hear more easily.
Cueing to Stay on Task	Mathematics, Reading, Science, Writing, Civics, Geography, U.S. History, TEL	This accommodation requires that a school staff member provide students with a verbal or nonverbal cue to begin a task or to refocus on a task.
Bilingual Dictionary (in any language)	Mathematics, Science, Writing, Civics, Geography, U.S. History, TEL Not Allowed for Reading	This is a hand-held electronic or hard copy bilingual dictionary provided by the school in any language that contains English translations of words but does not contain definitions. It is sometimes referred to as a “word-for-word” dictionary, “word-to-word translation dictionary,” or a “bilingual word list.” Bilingual Dictionary is not allowed for reading.
Other (specify)	Mathematics, Reading, Science, Writing, Civics, Geography, U.S. History, TEL	Any accommodations not listed above. Please check with your NAEP State Coordinator to see if other accommodations are allowed on NAEP.

Please keep in mind that NAEP does not produce results for individual students or schools, unlike the **New Moldavia** state assessments. All results are summarized only at the **<national and/or state>** level. In other words, the NAEP assessments do not impose consequences for the student or the school and are instead intended purely to provide a picture of educational performance and progress.

Appendix D-17: NAEP DBA Sample Parent Letter

NAEP (Year) PARENT/GUARDIAN NOTIFICATION LETTER
(School Letterhead)
(Insert Date Here)

Dear Parent or Guardian:

(School name) will participate in the National Assessment of Educational Progress (NAEP) on (date). NAEP is the largest nationally representative and continuing assessment of what students know and can do in various subjects. It is administered by the National Center for Education Statistics, within the U.S. Department of Education. NAEP is different from our state assessment because it provides a common measure of student achievement across the country. The results are released as The Nation's Report Card, which provides information about student achievement to educators, parents, policymakers, and the public.

Your child (will/might) take a (subject) assessment. The assessment also asks students questions about their daily routine and their educational experiences. For example, students are asked if there is a computer at home and about the amount of reading they do. Student responses provide context and meaning to the assessment results. Please visit <http://nces.ed.gov/nationsreportcard/about/booklets.asp> to review sample questions.

The assessment takes about (time) minutes for most students. The results are completely confidential (in accordance with the Confidential Information Protection provisions of Title V, Subtitle A, Public Law 107-347). The information collected is used for statistical purposes only, and the results are anonymous. Your child's grades will not be affected. Students may be excused for any reason, are not required to complete the assessment, and may skip any question. While the assessment is voluntary, NAEP depends on student participation to help policymakers improve education. However, if you do not want your child to participate, please notify me in writing by (date).

There is no need to study in preparation for NAEP, but please encourage your child to do their best. A brochure that explains what participation in NAEP means for you and your child is available at <http://nces.ed.gov/nationsreportcard/pdf/parents/2012469.pdf>. Contact (name) at (telephone number) or at (email address) if you have any questions.

We are excited that our school is participating in NAEP. We know that (school name)'s students will show what our nation's students know and can do.

Sincerely,

School Principal

Appendix D-18: NAEP Facts for Teacher Brochure

Facts for Teachers

NAEP IS AN INTEGRAL PART OF EDUCATION IN THE UNITED STATES.

- ▶ Elected officials, policymakers, and educators all use NAEP results to develop ways to improve education.
- ▶ NAEP is a congressionally mandated project administered by the National Center for Education Statistics, within the U.S. Department of Education and the Institute of Education Sciences.
- ▶ NAEP serves a different role from state assessments. Because the same NAEP assessment is administered in every state, it provides a common measure of student achievement.
- ▶ Depending on the type of NAEP assessment that is administered, the data can be used to compare and understand the performance of demographic groups within your state, the nation, other states, and districts that participate in the Trial Urban District Assessment (TUDA).
- ▶ To provide a better understanding of educational experiences and factors that may be related to students' learning, students, teachers, and principals who participate in NAEP are asked to complete contextual questionnaires.

“As an educator, I find the contextual information that NAEP provides to be particularly valuable. It helps me take a closer look at the factors related to student achievement across the country.”

— Ann M. Finch, Dover Middle School, Dover, AR

The **National Assessment of Educational Progress (NAEP)** is the largest nationally representative assessment of what our nation's students know and can do in subjects such as the arts, mathematics, reading, and writing. NAEP collects and reports information on student trends and performance at the national, state, and district levels. NAEP releases results as The Nation's Report Card.

As teachers, you are essential partners in NAEP. You make an important contribution by encouraging your students to participate and do their best. When students take part in NAEP and give their best effort, we get the most accurate measure possible of student achievement across the country.

You can use NAEP questions as an educational resource in your classroom. With the NAEP Questions Tool, you can view released NAEP items, create a customized assessment for your classroom, and compare your students' performance with national results. Most released items include a scoring guide, sample student responses, and performance data. Visit <http://nces.ed.gov/nationsreportcard/nqt> to learn more.

Recent NAEP Findings

2014 U.S. History, Geography, and Civics at Grade 8

25% of eighth graders reported using computers at school for history and social studies, up from **18%** in 2010.

23% of eighth-graders reported that they listen to information presented online, up from **17%** in 2010.

Coming This Fall! Visit www.nationsreportcard.gov in October for the latest contextual results from the 2015 mathematics and reading assessments.



The NAEP 2016 Program

The following assessments will be administered in 2016:

- **Arts assessment—Grade 8**

This assessment has a music and a visual arts component, but only one component will be administered to each student. Results will be released at the national level. NAEP representatives will bring all necessary materials and equipment to schools on assessment day, so schools will only need to provide space for students to take the assessment and desks or tables.

To learn more about the arts assessment, visit <http://nces.ed.gov/nationsreportcard/arts>.

- **Digitally based pilot assessments—Grades 4, 8, and 12**

In 2016, some schools will participate in mathematics, reading, and writing pilot assessments administered on tablets with keyboards. Results from the pilot will not be released but will be used to prepare for the full transition to digitally based assessments by the end of the decade. NAEP representatives will bring all necessary materials and equipment to schools. Schools will only need to provide space for the assessment, desks or tables, and an adequate number of electrical outlets in the assessment location; schools will not need to provide Internet access.

To learn more about the digitally based pilot assessments, visit <http://nces.ed.gov/nationsreportcard/tba>.

It's Important to Know That...

Frameworks guide the development of NAEP assessments. Specific frameworks (<http://nces.ed.gov/nationsreportcard/frameworks.asp>) define the knowledge and skills to be measured. The National Assessment Governing Board, which oversees and sets policy for NAEP, develops the frameworks. Governors, state legislators, local and state school officials, principals, teachers and education specialists, business representatives, parents, and members of the public make up the 26-member Governing Board.

NAEP causes minimal disruption for teachers and students. No advance preparation is necessary for you or your students. Trained NAEP representatives, employed by contractors of the National Center for Education Statistics, administer the NAEP assessments. Your NAEP school coordinator is your school's liaison for all NAEP assessment activities and can provide additional guidance and information.

Each student takes only a portion of the full assessment. Each student will take the NAEP assessment in one subject only. It takes approximately 90 to 120 minutes for students to complete NAEP assessment activities, including transition time and directions. While you do not need to prepare your students to take the assessment, you should encourage them to do their best.

NAEP reports on results for different demographic groups rather than for individual students or schools. NAEP uses a carefully designed sampling process to ensure that the schools and students selected are representative of schools and students across the United States. To ensure that the sample represents all students in the nation's schools, NAEP allows a broad range of accommodations for students with disabilities and English language learners.

NAEP is confidential. No one involved in administering NAEP keeps personal information on teachers or students after the assessments are completed. There are no results for individual students, classrooms, or schools.

NAEP Results

Since 1969, NAEP has produced many reports chronicling trends over time in the performance of 9-, 13-, and 17-year-olds and fourth-, eighth-, and twelfth-grade students. Information is reported by race/ethnicity, gender, type of school, and by both achievement level and scale scores. You can access data from previous assessments at <http://nces.ed.gov/nationsreportcard/naepdata> and explore the most recent results at <http://nationsreportcard.gov>.

NAEP also disseminates information from data collected on student, teacher, and school contextual questionnaires. This information can be used to inform parents, the public, and education policymakers about our nation's educational environment. Learn more about these results at <http://nces.ed.gov/nationsreportcard/bgquest.aspx>.



“The NAEP team that arrived at our school made the assessment process painless. Everyone on the team previously worked as an educator and interacted well with all of our students. The technology-based assessment our students took kept them actively engaged throughout the session.”

— Kimberly Wilborn, Assessment Coach, Sandburg Middle School, Alexandria, VA



More About NAEP

To hear teachers share their thoughts about why NAEP results are important, view the video *Introducing NAEP to Teachers* at <http://nces.ed.gov/nationsreportcard/videos/teachervideo>.

To learn what NAEP means for schools selected to participate, visit <http://nces.ed.gov/nationsreportcard/about/schools.asp>.

To learn about upcoming NAEP assessments, download NAEP reports, and access sample questions, visit <http://nces.ed.gov/nationsreportcard>.

Call the NAEP Help Desk at 800-283-6237.

Contact your NAEP school coordinator.

Contact your NAEP state coordinator by visiting <http://nces.ed.gov/nationsreportcard/states>.

The work reported herein was supported under the National Assessment of Educational Progress (ED-07-CO-0078, ED-07-CO-0107) as administered by the National Center for Education Statistics, U.S. Department of Education.


Photo Credits: © monkeybusinessimages/iStockphoto #23386737; © Christopher Futcher/iStockphoto #23386737



Get NAEP on the go with the *NAEP Results* mobile app!

This publication was prepared for the National Assessment of Educational Progress by Hager Sharp under contract ED-IES-13-C-0025 to the National Center for Education Statistics, U.S. Department of Education.

Appendix D-19: Best Practices: Guide for Supporting Twelfth-Grade NAEP Participation



Best Practices

Guide for Supporting
Twelfth-Grade NAEP Participation

2015

“

The NAEP *Best Practices Guide* provided high-quality, user-friendly information. The guide is intuitively assembled, informative, and most helpful. Thanks to the *Best Practices Guide*, Oakwood High School's NAEP testing process went very smoothly.

— Joseph R. Boyle, Jr., Principal, Oakland High School, Dayton OH

”

NAEP 2015 Best Practices Guide

Introduction



Since 2006, the *Best Practices Guide for Supporting Twelfth-Grade NAEP Participation* has been shared with educators across the country. The guide is updated each year to reflect lessons learned to promote the importance of NAEP with teachers, students, and parents and increase student participation. Principals and teachers have found these strategies to be effective tools for encouraging student motivation and participation.

The *Best Practices Guide* provides resources and strategies to increase twelfth-grade student motivation and participation. There are icons throughout the guide to represent the type of document or media that are available. The following is a list of icons you'll see:



Microsoft Word



PDF



Video



Microsoft PowerPoint

This guide includes sections on the *Twelfth-Grade Challenge* and details on how to *Effectively Prepare and Schedule for NAEP*, *Encourage Teachers to Support NAEP*, and *Motivate Students to Participate and Do Their Best on NAEP*. Additionally, this guide contains information on NAEP in your state and how to inform parents.

Contents

3	Introduction		
	Twelfth-Grade Challenge		
6	History of Grade 12 Participation		
7	Strategies That Work		
11	High School Senior Motivation Focus Group		
12	NAEP 2013 Grade 12 Mathematics and Reading Results		
13	Effectively Prepare for and Schedule NAEP		
14	Social Media Announcements		
16	Sample Student Notification Letter		
17	Sample Morning Announcement		
18	Facts for Principals		
20	Facts for Districts		
22	NAEP in Your School		
24	Encourage Teachers to Support NAEP		
25	PowerPoint Presentation - Introducing NAEP to Teachers		
33	Video - Introducing NAEP to Teachers		
34	Talking Points		
35	<i>Measure Up</i>		
		43	Motivate Students to Participate and Do Their Best on NAEP
		44	PowerPoint Presentation - Introducing NAEP to Students
		51	Video - Introducing NAEP to Students
		52	Sample Assembly Announcement
		53	Sample School Newsletter
		54	Sample School Newspaper Article
		55	Certificate of Community Service
		56	Talking Points
		57	More on the Twelfth-Grade Challenge
		58	Grade 12 Participation
		60	Types of Strategies Used by High Schools
		61	Use of Strategies by High Schools
		62	Video - NAEP in the News
		63	Secondary Principals Working Group
		65	NAEP in Your State
			Information for Parents
		67	Talking Points
		68	Parent Brochure and Video

Your School Is Very Important

to The Nation's Report Card!



The National Assessment of Educational Progress (NAEP) is the largest continuing and nationally representative measure of student achievement.

In 2015, NAEP will begin to transition the mathematics, reading, and science assessments from paper and pencil to technology-based assessments. Your school has been selected to participate in a pilot technology based assessment on tablets. Results from the pilot will not be released but will be used to prepare for the full transition to technology-based assessments by the end of the decade.

NAEP results provide valuable feedback to educators, elected officials, and policymakers who work to maintain and improve the quality of our educational system. Since NAEP is designed to assess a representative sample of our nation's students, the accuracy of NAEP relies on the full participation of you, your students, and teachers.

Over the past several years, as principals across the country have implemented these and other strategies, the high school student participation rate on NAEP has increased dramatically.

“

The *Best Practices Guide* was very useful for getting our school's students prepared to take NAEP. It contained all the information that I needed to know so that I could disseminate it to students and staff. The videos and PowerPoints were...well produced, and they made my presentation to the students easy to do, saving me valuable time and energy.

— Donald A. Sylvan, President, Jewish Education Service of North America

”

The Twelfth-Grade Challenge

History of Grade 12 Participation

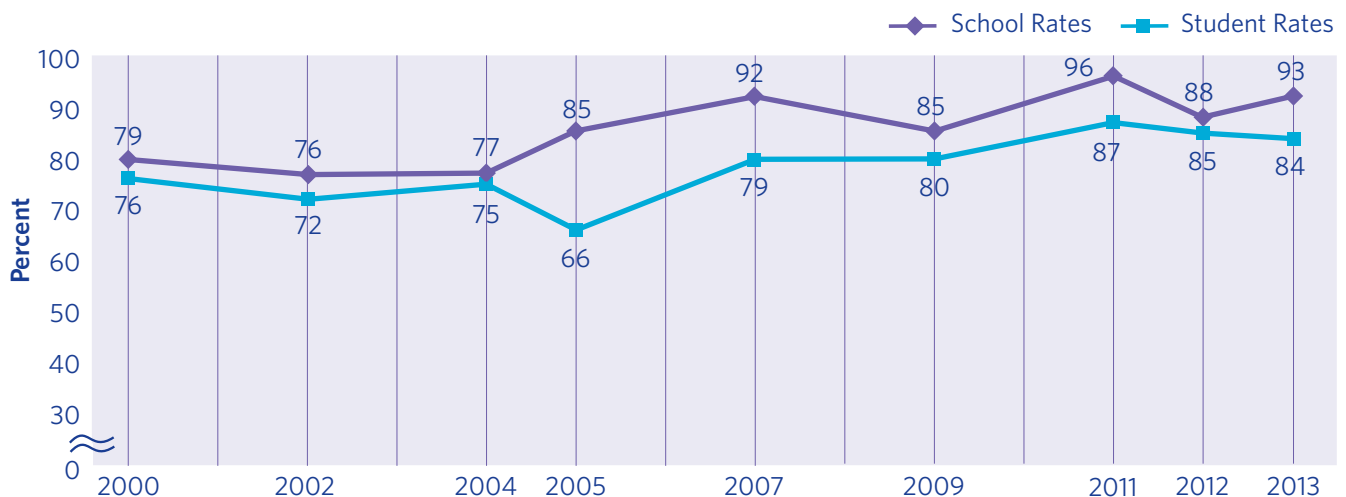
Historically, twelfth-grade student participation in NAEP has been a challenge. However, twelfth-grade participation in NAEP has increased dramatically in recent years due to schools implementing proven strategies to support student participation and engagement. These strategies are described in the *Best Practices Guide*, provided to high schools participating in NAEP each year. Student participation increased 18 percentage points from a low of 66 percent in 2005 to 84 percent in 2013. The graph below shows the NAEP twelfth-grade school and student participation rates from 2000 to 2013.

When NAEP results are released, there is considerable discussion about the results in the media and among policymakers. Both low participation and low motivation can undermine the validity and credibility of NAEP results for high school students. The National Center for Education Statistics (NCES), which administers NAEP, and the National Assessment Governing Board, which sets policy for NAEP, have been concerned about participation and motivation of high school seniors to do their best on NAEP.

To address participation rates, NCES convened a Secondary School Principals Working Group in 2005. After discussing participation rates, student motivation, and high school student results, the Principals Working Group concluded that the results did not reflect the true level of achievement of their students. The Principals Working Group also concluded that high school principals and other school leaders could help improve participation rates by obtaining teacher buy-in and motivating students to show up and do their best, and that best practices for achieving high participation should be shared with principals. Their recommendations set the stage for the initial *Best Practices Guide* prepared for the 2007 assessment.

In this section you will find information about the strategies that work to increase student participation rates. Additional information, including NAEP in the news, highlighting the importance of NAEP, and recommendations from the Principals Working Group, is in the section “More on the Twelfth-Grade Challenge.”

NAEP School and Student Participation Rates for Public Schools: Grade 12



The Twelfth-Grade Challenge

Strategies That Work

Even though student participation has increased greatly in recent years, efforts to support student participation and engagement need to be renewed each year. Based on recommendations from the Secondary School Principals Working Group, NCES implemented a broad set of strategies aimed at increasing student participation and engagement for the NAEP assessments.

Strategy highlights

Notify schools early that they have been selected to participate in NAEP to allow administrators to include the assessment on school calendars for the following year.

Provide flexible scheduling on assessment day to ensure that seniors are in school and available at the time of the assessment. This includes conducting multiple assessment sessions throughout the day.

Develop a *Best Practices Guide* with tips for administrators and teachers to improve student participation.

Implement communication and outreach efforts by NAEP State Coordinators and NAEP representatives to share best practices ideas and tools and to discuss and confirm strategies that the school selected to use.

How did these strategies support grade 12 public school student participation rates in recent years?



The results indicate a broad improvement in student participation.



The overall student participation rate improved to 84 percent in 2013, an increase of 18 percentage points from the low of 66 percent in 2005.



Participation rates improved in all geographic regions.



Improvements were seen across all racial/ethnic groups, for both genders, and among students eligible for free/reduced-price lunch as well as students who were not eligible for free/reduced-price lunch.



Increases in student participation were observed in small, medium, and large schools¹ and in schools located in rural, suburban, and urban locations.²

¹Small schools have fewer than 300 seniors. Medium schools have between 300 and 600 seniors. Large schools have more than 600 seniors.

²Location codes were developed to describe a school's location ranging from large city to rural. The codes are based on a geographic database maintained by the U.S. Census Bureau.

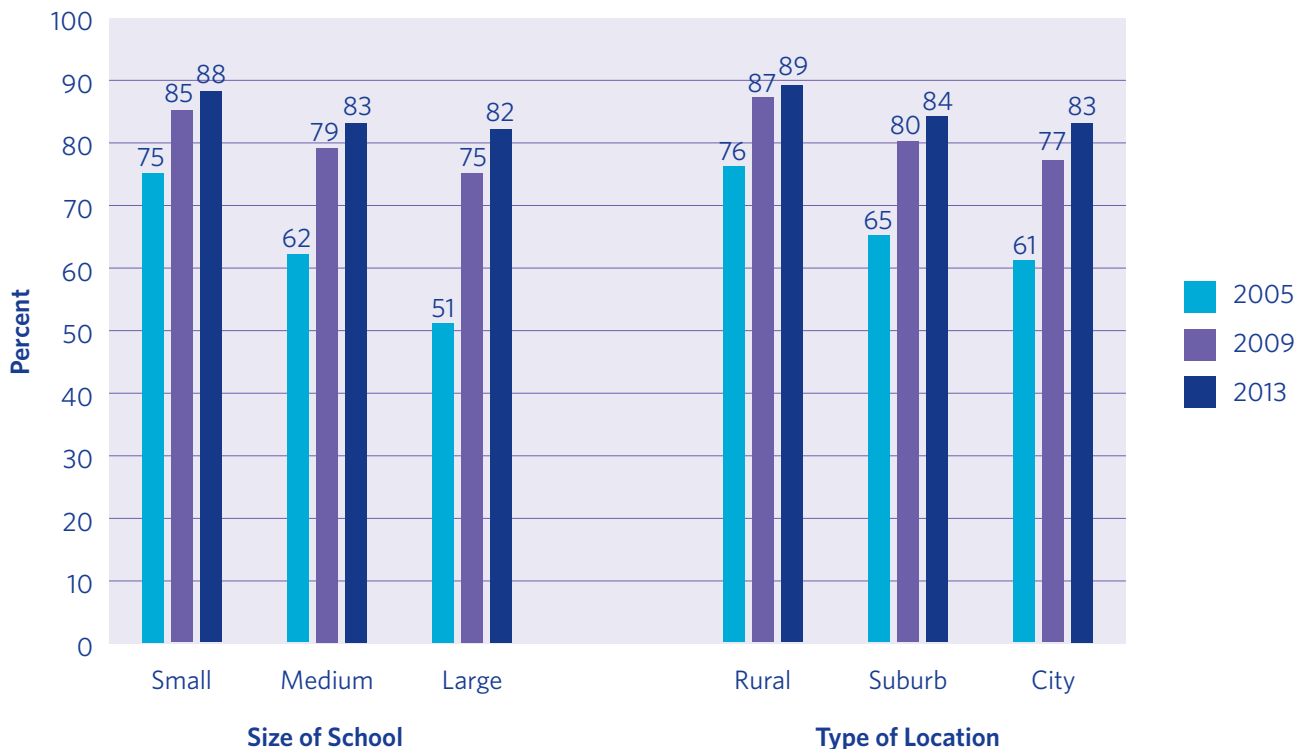
What is the impact of grade 12 strategies on student participation?

The most recent administration of grade 12 mathematics and reading was 2013. Data were collected on which strategies were implemented in each school. While NAEP did not conduct an experiment to investigate causality, a comparison of average student participation rates for schools that used each strategy versus those that did not gives an indication of impact. This section describes strategies schools used based on data from NAEP assessments in 2005, 2009, and 2013. While some strategies were implemented in almost all schools, others were selected by smaller numbers of high school principals and other school leaders.

Six strategies emerged that were associated with a statistically significant difference in average student participation rates between schools that used the strategy and those that did not:

- 1 announce NAEP prior to assessment day to parents, students, and faculty;
- 2 recognize students that participated at a school awards assembly or other announcement;
- 3 hold a meeting with seniors to explain the importance of NAEP using the resources in the *Best Practices Guide*;
- 4 explain the importance of NAEP to teachers using the PowerPoint presentation and video in the *Best Practices Guide*;
- 5 invite teachers to attend assessment sessions; and
- 6 give students an item, such as tickets to a school event, yearbook, etc., for participating in NAEP.

Grade 12 Student Participation Rates for Public Schools by Size of School and Type of Location



Number of Strategies Used by Schools and Their Student Participation Rates

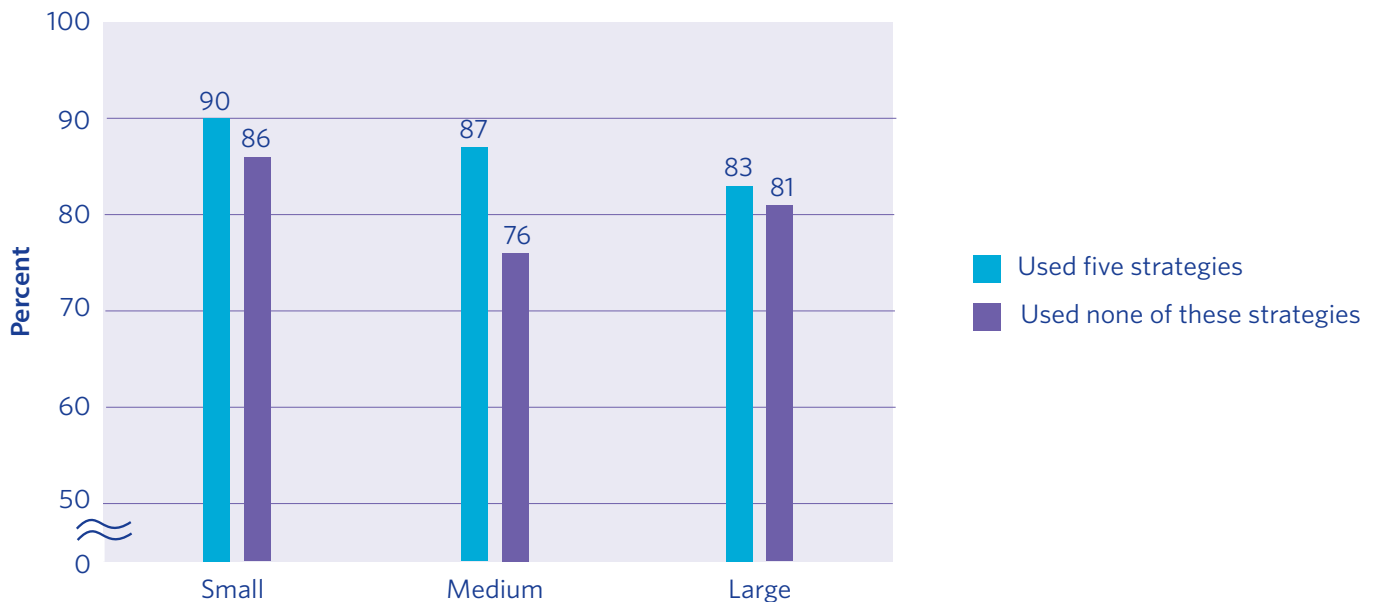
Number of Strategies	Student Participation Rate
None of these strategies	82%
One strategy	85%
Two strategies	85%
Three strategies	87%
Four strategies	89%
Five strategies	90%
Six strategies	94%

Average student participation rates tended to increase with the number of strategies used, especially among medium-sized schools.

In general, the relationship between use of these strategies and average student participation rates held for small, medium, and large schools.

The majority of schools used more than one strategy, and average participation rates tended to increase with the number of strategies that were used, especially among medium schools. For example, the student participation rate for medium schools was 87 percent when those schools implemented five of the six strategies. This is 11 percentage points higher than the rate for medium schools that used none of these six strategies.

NAEP 2013 Student Participation Rates: Five Strategies vs. None, by Size of School



What did we learn?


Students take their cues from YOU.

School leadership has the most influence on students and their participation, and perhaps even their motivation to try their best. In schools where leadership implemented strategies that demonstrated their commitment to NAEP, student participation was higher.

NAEP State Coordinators reported that schools recognized that NCES was serious about the problem of student participation and that they put extraordinary effort into improving the situation, including early sample notifications, a professional *Best Practices Guide*, customized materials for schools, and personal communications with schools. It appears that leadership at all levels had an impact on participation, from NAEP to states, states to districts and schools, and school leadership to teachers and students.

In summary

- **Use of universal strategies** that are provided to all schools, such as early sample notification and the *Best Practices Guide*, are important to increasing buy-in.
- **Increase communications with faculty and students** about the importance of NAEP.
- **Combine multiple strategies** for an approach that works best.



High School Senior Motivation Focus Group

Research Summary

Background

During February and March 2008, focus groups were held around the country with high school seniors to explore what motivates and influences them, especially as it relates to participation and engagement in NAEP.

Respondents were recruited to ensure a mix of various criteria, including gender, ethnicity, plans after high school, and academic ranking. Students were recruited from schools in urban, suburban, and rural areas.

Findings

- Students generally responded positively to the idea of NAEP and understood the need for strong participation and engagement.
- Students are aware that states are compared to each other and that the United States is compared to other countries on educational progress.
- Students thought that a better understanding of the test and knowledge about it before assessment day would improve participation and engagement. This information should include the subject areas to be assessed and the types of questions to be asked.
- Most students indicated that if they chose to participate, they would do their best.
- Students indicated that flexibility in scheduling the time of the assessment would be beneficial. Many students were concerned about making up missed work from classes.
- Recognition of students who participated is a motivator for some students. Examples include a statement at graduation, a certificate, or community service hours.
- Students in all groups indicated that providing food at the test site would encourage them to show up.
- Students indicated that their motivation, in general, comes from within. Teachers and parents can provide positive feedback and recognition of a job well done.

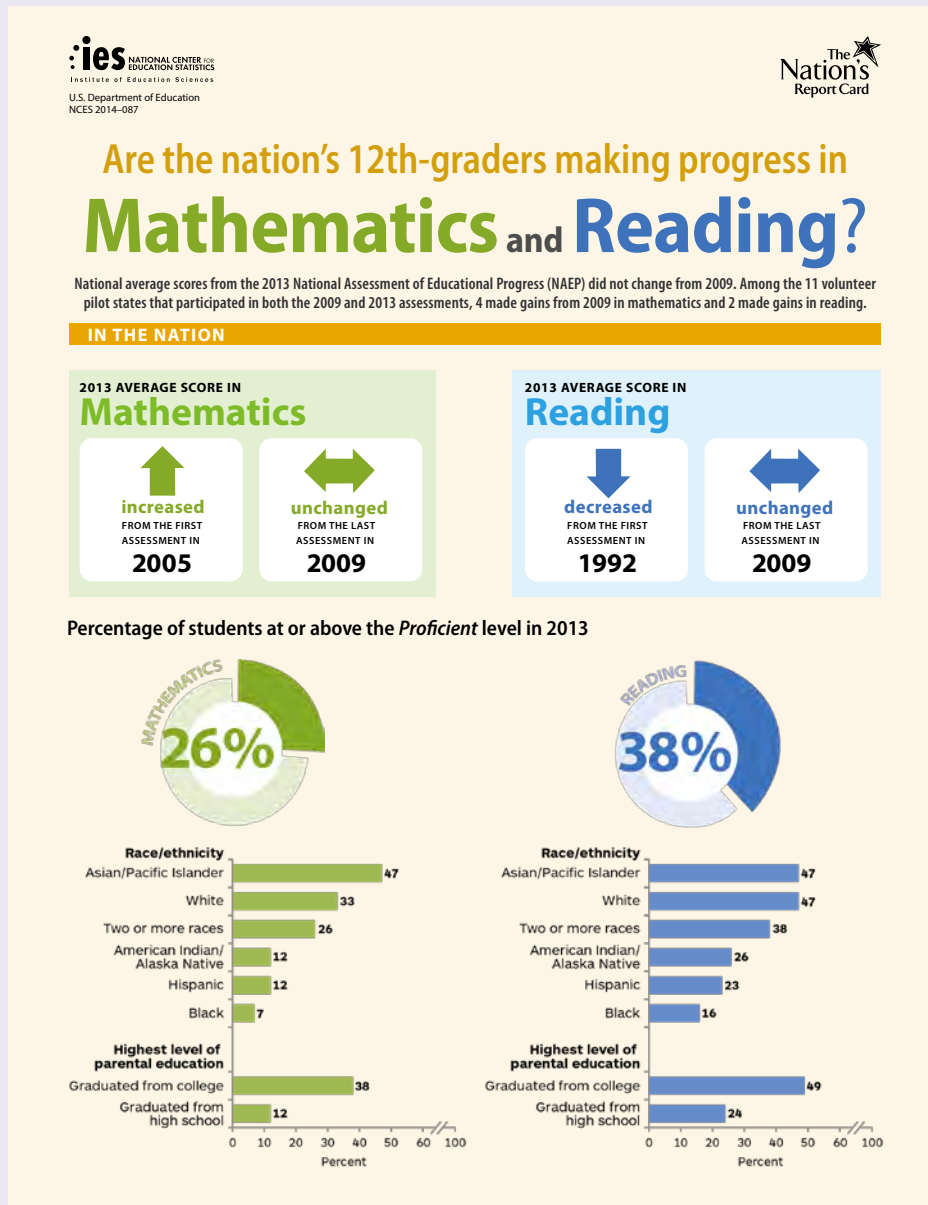
Source: National Assessment of Educational Progress High School Senior Motivation Focus Group Research. Topline Report. Maria Ivancin, lead researcher.

NAEP 2013 Grade 12

Mathematics and Reading Results



The National Assessment of Educational Progress results are released as the Nation's Report Card. The NAEP 2013 Grade 12 Mathematics and Reading Results were released last spring. Find out if the nation's 12th-graders are making progress in mathematics and reading. To dig deeper into the results visit www.nationsreportcard.gov.



Effectively Prepare for and Schedule NAEP

Planning for NAEP activities in advance can help ensure a successful administration. The actual day of the assessment runs most smoothly when your school staff is prepared to accommodate the assessment. Your NAEP State Coordinator is available to answer any questions you have as you prepare for and schedule the assessment.

The following suggestions are small but helpful steps you can take to best prepare for the administration of NAEP in your school.

Include NAEP on the annual school calendar. This allows for

- NAEP to be recognized as a part of your school's schedule of activities; and
- teachers to save the date to avoid scheduling conflicts.

Empower your NAEP school coordinator to effectively prepare for the assessment by

- giving the school coordinator authority to work with school staff;
- notifying school staff of the school coordinator's roles and responsibilities; and
- providing the school coordinator with adequate time to complete NAEP activities.

By empowering your NAEP school coordinator to plan for the assessment, you will help ensure a smooth administration.

Encourage your NAEP school coordinator to

- work with NAEP staff to provide a flexible schedule of sessions so as many students as possible can be assessed;
- provide and share a plan with sampled students and their teachers so students know in advance what to do and where to go;
- use the MyNAEP website at www.mynaep.com to track assessment activities, prepare for the assessment, and communicate with your NAEP State Coordinator and NAEP representative; and
- access the electronic resources in the *Best Practices Guide* from the flash drive or the MyNAEP website to download and customize.

Announce NAEP prior to the assessment day to parents, students, and faculty. Use the sample social media posts to announce that NAEP is coming to your school in 2015. Also post a message on your school's website about NAEP.

Notify students of their selection to participate in the assessment using the sample student notification letter.

Make an announcement on the day of the assessment using the sample announcement.

- Remind teachers and students of the assessment in the morning announcement.
- Remind teachers to release sampled students prior to the assessment.

Social Media

Sample Announcements



If your school uses Twitter and/or Facebook to communicate with parents, students, and teachers, you can use this useful channel to communicate the importance of the assessment to teachers and to encourage student participation. The following tweets and Facebook posts are available for you to customize before posting to your school's social media channels. When customizing, Facebook posts containing 200 characters of text or less and tweets containing less than 110 characters of text work best.



FACEBOOK



TWITTER

Schedule Information

<p>Our school will have the chance to make a difference in education on [DATE]! Learn why our participation in NAEP is important at http://1.usa.gov/1kVxTKI.</p>	<p>We're excited to announce our school will participate in #NAEP on [DATE]! Learn about this national assessment at http://1.usa.gov/1kVxTKI.</p>
<p>A group of our twelfth-graders will represent thousands of others across the country on [DATE]! Known as The Nation's Report Card, NAEP is the largest nationally representative and continuing assessment of what students in the United States know and can do. Learn more at http://1.usa.gov/1jVs1Wt.</p>	<p>#NAEP will be administered to select seniors at our school on [DATE]. To learn more about the program, visit http://1.usa.gov/Ugb2Ct.</p> <p>Something big is happening on [DATE]. A group of our seniors will participate in #NAEP that day! Learn more at http://1.usa.gov/1jFG4zn.</p>

Information for Teachers

<p>Teachers, how much do you know about NAEP? What does NAEP mean for you and your students? Hear what other teachers are saying at http://youtu.be/zR1_pUdSIFg.</p>	<p>#Teachers, do you know why our #student participation in #NAEP is important? Find out: http://1.usa.gov/WiTIxT.</p>
<p>NAEP results help us better understand how our students are performing academically across the United States. Learn more about why participation is important at http://1.usa.gov/WiTIxT.</p>	<p>Some of our seniors have been selected to participate in #NAEP! Discover what other #teachers are saying at http://youtu.be/zR1_pUdSIFg.</p> <p>#Teachers, find out the types of questions your #students will see on #NAEP with the NAEP Questions Tool: http://1.usa.gov/1rx7VSt.</p>



FACEBOOK



TWITTER

Information for Students

<p>Seniors, don't forget! If you have been selected to take NAEP, your participation is essential for understanding what students across the country have learned in school. Warm up your mental gears by checking out the NAEP Test Yourself tool at http://1.usa.gov/1mXg5mT.</p>	<p>The "AEP" in #NAEP does not stand for "Atomic Endangered Penguins!" Hear what other students have to say at http://youtu.be/8drjkhe0iQU.</p>
<p>What is NAEP? Learn the answer to this question and more at http://youtu.be/8drjkhe0iQU.</p>	<p>You don't have to study for #NAEP, but your participation is still important. Find out why: http://1.usa.gov/1z36Ncl.</p>
	<p>Curious about the types of questions you can expect to see on #NAEP? Check out the NAEP Test Yourself tool at http://1.usa.gov/1mXg5mT.</p>

Information for Parents

<p>Parents, if your twelfth-grader has been selected to take NAEP, he or she will represent thousands of other students across the United States. Discover other reasons why participation is so important at http://1.usa.gov/WiTlxT.</p>	<p>Mark your calendars, parents! Our school will participate in #NAEP on [DATE]. Learn more about the assessment at http://1.usa.gov/1zRr5HH.</p>
<p>Do you have any burning questions about NAEP and your child's involvement? The wait is over! Learn the answers to your questions and more by visiting http://1.usa.gov/1rnbygh.</p>	<p>If your child has been selected to participate in #NAEP, find more information about the assessment at http://1.usa.gov/1rnbygh.</p>
	<p>Why is your child's participation in #NAEP important? Find out by visiting http://1.usa.gov/WiTlxT.</p>

Student Notification Letter

Sample



It's important for students to know the importance of NAEP and that they have been selected to represent their peers across the country. Customize and use this student letter to inform students about the NAEP 2015 assessment.

Dear Student:

You have been selected to participate in the 2015 National Assessment of Educational Progress, also known as NAEP. It is the largest continuing and nationally representative assessment of what students across the country know and can do in a variety of subject areas. It is different from our state assessments, the SAT, and ACT because it represents high school students across the country, not just those here in [state] or those who plan to go on to college. The results of NAEP are released as The Nation's Report Card.

Not every student is selected to take it, but you have been chosen to represent thousands of high school students across our nation. Your participation will provide a snapshot of what students across the country have learned in school. This snapshot will help inform major decisions about how to improve the education system in the United States, so it's important that you take part and give your best effort.

You will take NAEP [time, date, location] with other selected students. NAEP takes 120 minutes, and you don't need to study for it. You will take a pilot technology-based assessment in mathematics, reading, or science on a tablet. Upon completion of the pilot assessment, you will receive a Certificate of Community Service. Your scores will be anonymous and will not affect your grades or academic record in any way. Instead, they will be used to prepare for future technology-based assessments.

If you have any questions or would like to review sample questions, please ask [insert name of school contact person]. He/she will be happy to help. You can also visit <http://nces.ed.gov/nationsreportcard/students> for more information.

We are fortunate that our school has been selected to participate in NAEP. We know that you will do your best and help us accurately represent the achievement of our students.

Sincerely,

(School Principal)

Morning Announcement

Sample



Make sure everyone at your school knows NAEP is important and seniors are participating in the assessment. Use this announcement the morning of the NAEP assessment.

Good morning, students and teachers. I would like to remind everyone that, today, some of our students will be participating in the National Assessment of Educational Progress. Teachers, please be sure to release those students 5 minutes before the assessment is scheduled to begin. For those students who are participating, please report to your designated locations on time. Every student selected to participate plays an important role in measuring what students across the entire country have learned in school. You have a chance to have an impact on future education policy to improve education across the nation. It is important to participate and do your best. Thank you.



Facts for Principals



Learn what NAEP 2015 means for principals by reading Facts for Principals.

NAEP
NATIONAL ASSESSMENT
OF EDUCATIONAL
PROGRESS

2015

Pilot Technology-Based Assessments

Facts for Principals

NAEP is an integral part of education in the United States.

- ▶ Elected officials, policymakers, and educators all use NAEP results to develop ways to improve education.
- ▶ NAEP is a congressionally mandated project administered by the National Center for Education Statistics, within the U.S. Department of Education and the Institute of Education Sciences.
- ▶ NAEP serves a different role than state assessments. States have their own unique assessments with different content standards. The same NAEP assessment is administered in every state, providing a common measure of student achievement.
- ▶ Depending on the type of NAEP assessment that is administered, the data can be used to compare and understand the performance of demographic groups within your state, the nation, other states, and districts that participate in the Trial Urban District Assessment (TUDA).
- ▶ Students, teachers, and principals who participate in NAEP are asked to complete contextual questionnaires that provide a better understanding of educational experiences and factors that may be related to students' learning.

“The NAEP representatives do everything they can to ensure the assessment isn’t burdensome to our school, and they provide helpful resources for principals, teachers, and students. By participating, we contribute valuable information about what our country’s students know and can do.”

– Matthew G. Gonzales, Assistant Principal, Smoky Hill High School, Cherry Creek Schools

The National Assessment of Educational Progress (NAEP) is the largest nationally representative assessment of what our nation’s students know and can do in subjects such as mathematics, reading, science, and writing. The results of NAEP are released as The Nation’s Report Card.

As principals, you are essential partners in NAEP. You make an important contribution by selecting and empowering a NAEP school coordinator, meeting with teachers and students who will participate in the assessment, and encouraging your students to participate and do their best. When students take part in NAEP and give their best effort, we get the most accurate measure possible of student achievement across the country.

In 2015, NAEP will begin to transition the mathematics, reading, and science assessments from paper and pencil to technology-based assessments. This year, your school has been selected to participate in a pilot technology-based assessment on tablets. Students will be assessed in only one subject. Results from the pilot will not be released but will be used to prepare for the full transition to technology-based assessments by the end of the decade. NAEP representatives will bring all necessary materials and equipment to schools. Schools will only need to provide space for the assessment, desks or tables, and an adequate number of electrical outlets in the assessment location; schools will not need to provide internet access.

The NAEP 2015 Program

- ▶ **Subjects:** mathematics, reading, and science
- ▶ **Grades:** 4, 8, and 12

For more information about NAEP, visit: <http://nces.ed.gov/nationsreportcard>

Find us on:

It's important to know that...

NAEP was first administered in 1969 to measure student achievement nationally. In 1990, NAEP was administered at the state level for the first time. Students in grades 4 and 8 are currently assessed at the national and state levels in mathematics and reading every 2 years and in other subjects in alternating years. Grade 12 students are assessed in a variety of subjects, and results are typically released at the national level. In 2002, NAEP began the TUDA program, which measures what students know and can do in some of the nation's large urban districts. In 2015, 21 districts will participate and receive district-level NAEP results in mathematics, reading, and science at grades 4 and 8. NAEP does not report results for individual students, classrooms, or schools.

NAEP is considered the gold standard of assessments because of its high technical quality. From the development of frameworks and questions to the reporting of results, NAEP represents the best thinking of assessment and content specialists, state education staff, and teachers from around the nation. NAEP is a trusted resource that measures student progress and helps inform policy decisions that improve education in the United States.

NAEP is designed to cause minimal disruption of classroom instruction. It takes approximately 90 to 120 minutes for students to complete NAEP assessment activities, including transition time and directions. They are also asked to complete the student questionnaire, which provides contextual information such as the amount of reading students do and what types of classes they take. A small number of students who take NAEP may also be selected to answer additional contextual questions for special studies. Teachers do not need to prepare their students to take the assessment but should encourage them to do their best. NAEP representatives provide significant support to your district's schools by working with the designated coordinator in each school to organize assessment activities.

NAEP reports on results for different demographic groups rather than for individual students or schools. NAEP uses a carefully designed sampling process to ensure that the schools and students selected are representative of schools and students

across the United States. To ensure that the sample represents all students in the nation's schools, NAEP allows a broad range of accommodations for students with disabilities and English language learners.

Released NAEP items can be used as a helpful educational resource in the classroom. Teachers can use the NAEP Questions Tool at <http://nces.ed.gov/nationsreportcard/itmlsx/landing.aspx> to see how students' performance compares nationally on specific items. Released NAEP items generally come with a scoring guide, sample student responses, and performance data.

School staff can also:

- ▶ view results for the nation over time,
- ▶ compare results for various demographic groups, and
- ▶ access information designed for teachers, students, and parents.

Visit the NAEP website at <http://nces.ed.gov/nationsreportcard> to access this information and more.




Get NAEP on the go with the *NAEP Results* mobile app!

This publication was prepared for the National Assessment of Educational Progress by Hager Sharp under contract ED-HES-13-C-0025 to the National Center for Education Statistics, U.S. Department of Education.

Facts for Districts



Learn what NAEP 2015 means for district by reading Facts for Districts.



2015

Facts for Districts

NAEP is an integral part of education in the United States.

- ▶ Elected officials, policymakers, and educators all use NAEP results to develop ways to improve education.
- ▶ NAEP is a congressionally mandated project administered by the National Center for Education Statistics, within the U.S. Department of Education and the Institute of Education Sciences.
- ▶ NAEP serves a different role than state assessments. States have their own unique assessments with different content standards. The same NAEP assessment is administered in every state, providing a common measure of student achievement.
- ▶ Depending on the type of NAEP assessment that is administered, the data can be used to compare and understand the performance of demographic groups within your state, the nation, other states, and districts that participate in the Trial Urban District Assessment (TUDA).
- ▶ Students, teachers, and principals who participate in NAEP are asked to complete contextual questionnaires that provide a better understanding of educational experiences and factors that may be related to students' learning.

“The NAEP representatives were informative and provided specific instructions when administering the assessment. Their professionalism and knowledge before the assessment ensured that the students had a positive experience with NAEP.”

– Amneris Montalvo, Teacher, Citrus Grove Middle School, Miami, FL

The National Assessment of Educational Progress (NAEP) is the largest nationally representative assessment of what our nation's students know and can do in subjects such as mathematics, reading, science, and writing. The results of NAEP are released as The Nation's Report Card.

District staff play an essential role in NAEP. Superintendents and district staff can work closely with principals to explain the importance of the assessment to teachers and students selected for participation. When students take part in NAEP and give their best effort, we get the most accurate measure possible of student achievement across the country.

In 2015, NAEP will begin to transition the mathematics, reading, and science assessments from paper and pencil to technology-based assessments. Some schools will take the traditional paper and pencil assessment, while other schools will be asked to take a pilot technology-based assessment on tablets. Results will only be released from paper and pencil assessments. Each student will take NAEP in one format and one subject only, and NAEP representatives will bring all necessary materials and equipment to schools. Schools will only need to provide space for the assessment, desks or tables, and an adequate number of electrical outlets in the location (if necessary); schools will not need to provide Internet access.


The NAEP 2015 Program




Paper and Pencil Assessments

- ▶ **Subjects:** mathematics, reading, and science
- ▶ **Grades:** 4, 8, and 12
- ▶ **Results:** national, state, and TUDA results for grades 4 and 8; only national results for grade 12

Pilot Technology-Based Assessments

- ▶ **Subjects:** mathematics, reading, and science
- ▶ **Grades:** 4, 8, 12
- ▶ **Results:** information collected from the pilots will not be released but will be used to prepare for future assessments

 For more information about NAEP, visit: <http://nces.ed.gov/nationsreportcard>

Find us on:   

It's important to know that...

NAEP was first administered in 1969 to measure student achievement nationally. In 1990, NAEP was administered at the state level for the first time. Students in grades 4 and 8 are currently assessed at the national and state levels in mathematics and reading every 2 years and in other subjects in alternating years. Grade 12 students are assessed in a variety of subjects, and results are typically released at the national level. In 2002, NAEP began the TUDA program, which measures what students know and can do in some of the nation's large urban districts. In 2015, 21 districts will participate and receive district-level NAEP results in mathematics, reading, and science at grades 4 and 8. NAEP does not report results for individual students, classrooms, or schools.

NAEP is considered the gold standard of assessments because of its high technical quality. From the development of frameworks and questions to the reporting of results, NAEP represents the best thinking of assessment and content specialists, state education staff, and teachers from around the nation. NAEP is a trusted resource that measures student progress and helps inform policy decisions that improve education in the United States.

NAEP is designed to cause minimal disruption of classroom instruction. It takes approximately 90 to 120 minutes for students to complete NAEP assessment activities, including transition time and directions. Students are assessed in only one subject area. They are also asked to complete the student questionnaire, which provides contextual information such as the amount of reading students do and what types of classes they take. Teachers do not need to prepare their students to take the assessment but should encourage them to do their best. NAEP representatives provide significant support to your district's schools by working with the designated coordinator in each school to organize assessment activities.

Special studies are also conducted periodically. In 2015, American Indian and Alaska Native students participating in the NAEP mathematics and reading assessments at grades 4 and 8 will also be included in the National Indian Education Study (NIES). NIES describes the condition of education for American Indian and Alaska Native students in the United

States and its connection with native culture. Students will participate in NIES by completing the NAEP mathematics or reading assessment and a short questionnaire. Teachers and school administrators will also be asked to complete a questionnaire.

A small number of students who take NAEP may also be selected to answer additional contextual questions for other special studies.

NAEP reports on results for different demographic groups, rather than for individual students or schools. NAEP uses a carefully designed sampling process to ensure that the schools and students selected are representative of schools and students across the United States. To ensure that the sample represents all students in the nation's schools, NAEP allows a broad range of accommodations for students with disabilities and English language learners.

Released NAEP items can be used as a helpful educational resource in the classroom. Teachers and district staff can use the NAEP Questions Tool at <http://nces.ed.gov/nationsreportcard/itmrlsx/landing.aspx> to see how students' performance compares nationally on specific items. Released NAEP items generally come with a scoring guide, sample student responses, and performance data.

District and school staff can also:

- ▶ view results for the nation over time,
- ▶ compare results for various demographic groups, and
- ▶ access information designed for teachers, students, and parents.

Visit the NAEP website at <http://nces.ed.gov/nationsreportcard> to access this information and more.




Get NAEP on the go with the *NAEP Results* mobile app!

This publication was prepared for the National Assessment of Educational Progress by Hager Sharp under contract ED-IES-C-0025 to the National Center for Education Statistics, U.S. Department of Education.

NAEP in Your School



Learn more about the 2015 assessments in NAEP in Your School.



2015

GRADES 4, 8, AND 12 PILOT TECHNOLOGY-BASED ASSESSMENTS

NAEP in Your School

WHAT IS NAEP?

The National Assessment of Educational Progress (NAEP) is an essential measurement of student achievement in the United States.

- ▶ First administered in 1969, NAEP is the largest continuing and nationally representative assessment of what our nation's students know and can do in core subjects such as mathematics, reading, science, and writing.
- ▶ The schools and students participating in NAEP represent other schools and students across the country.
- ▶ NAEP is considered the gold standard of assessments because of its high technical quality. From developing frameworks and questions to the reporting of results, NAEP represents the best thinking of assessment and content specialists, state education staff, and teachers from around the nation.
- ▶ NAEP monitors academic progress over time and reports on student achievement nationally. In some subjects and grades, results are also available for states and TUDA districts.

NAEP mathematics, reading, and science pilot technology-based assessments will be administered on tablets to a sample of fourth-, eighth-, or twelfth-grade students in your school between January 26 and March 6, 2015.

Results from the pilot will not be released but will be used to prepare for the full transition to technology-based assessments by the end of the decade.


What is involved?




Through technology-based assessments, NAEP will aim to collect new types of data that provide an in-depth understanding of what students know and can do, including how they engage with technology to approach problem solving. Each student will participate in one subject and will take only a portion of the entire assessment. Students will spend about 120 minutes completing the assessment, including transition time and directions. They will also be asked to complete a questionnaire that aims to get a better understanding of their educational experiences, such as the amount of reading they do and the types of classes they take.

The school principal and grades 4 and 8 teachers of the subjects being assessed will also complete a questionnaire. These questionnaires are designed to help provide contextual information for the results, as well as information about factors that may be related to students' learning. Additional information will be collected about how selected students with disabilities and English language learners would participate in the assessment.

How many students will be assessed?

Nationally, approximately 41,000 students will be assessed in fourth grade, 46,000 in eighth grade, and 45,000 in twelfth grade.

 For more information about NAEP, visit: <http://nces.ed.gov/nationsreportcard>

Find us on:   

Who will be responsible for coordinating and administering NAEP?

Your NAEP State Coordinator, NAEP representatives, and school staff will work together to coordinate and administer the assessment.

A staff person in your school will need to be assigned to serve as the school coordinator and be the primary contact for the assessment. This person should be familiar with how students participate in statewide assessments and also be comfortable collecting and entering student information online using a computer.

The NAEP State Coordinator works at your state Department of Education and will be responsible for:

- ▶ Working with schools to confirm the assessment date;
- ▶ Communicating with principals about the importance of NAEP and student participation;
- ▶ Providing schools with instructions for preparing a list of fourth-, eighth-, or twelfth-grade students and information about notifying parents of participating students;
- ▶ Providing guidance for including students with disabilities and English language learners; and
- ▶ Responding to questions from the school community throughout the assessment period.

NAEP representatives are employed by a U.S. Department of Education contractor to work directly with schools and will be responsible for:

- ▶ Selecting a random sample of students from the school list of fourth-, eighth-, or twelfth-graders;
- ▶ Verifying information that the school coordinator has provided via the MyNAEP website, which will serve as the primary resource and action center throughout the NAEP assessment process;
- ▶ Working with the school coordinator to finalize assessment logistics;
- ▶ Bringing all assessment materials to the school on the scheduled day, including tablets and a laptop server; and
- ▶ Conducting the assessment.

Each principal will be responsible for:

- ▶ Assigning a school staff member to serve as school coordinator;
- ▶ Including the NAEP assessment date on the school calendar;
- ▶ Empowering the designated school coordinator to work with the NAEP representative and the NAEP State Coordinator to prepare for the assessment; and
- ▶ Informing school staff and students about NAEP and why student participation is critically important.

The school coordinator will be responsible for:

- ▶ Confirming the scheduled assessment date with the NAEP State Coordinator;
- ▶ Registering for the MyNAEP website and providing information about the school;
- ▶ Submitting an electronic list of fourth-, eighth-, or twelfth-grade students;
- ▶ Using the MyNAEP website to prepare for the assessment;
- ▶ Informing parents of the assessment (the NAEP State Coordinator will provide additional information about how this should be accomplished);
- ▶ Communicating with the NAEP representative to finalize assessment preparations;
- ▶ Providing school space for the assessment, desks or tables, and an adequate number of electrical outlets in the assessment location (the school will not need to provide Internet access); and
- ▶ Working with school staff to ensure a high rate of student participation in the assessment.

Detailed information about the school coordinator's responsibilities will be sent at the beginning of the school year.



Get NAEP on the go with the *NAEP Results* mobile app!

This publication was prepared for the National Assessment of Educational Progress by Hager Sharp under contract ED-HES-13-C-0025 to the National Center for Education Statistics, U.S. Department of Education.

Encourage Teachers

to Support NAEP

Teachers are essential to motivating students to do their best on NAEP. It is important that teachers understand that NAEP is a valuable tool to show the nation what high school students know and can do. Teachers may be reluctant to lose instructional time to an assessment, but without having students participate in and do their best on NAEP, the general public and policymakers will not have an accurate picture of the achievement of our nation's high school students.

Here are some suggestions on how to gain teacher support:

Show the 5-minute NAEP video, *Introducing NAEP to Teachers*, and the *Introducing NAEP to Teachers* PowerPoint presentation at a faculty meeting. The PowerPoint presentation is customized specifically for your school and shares essential information about NAEP and emphasizes the importance of student participation. Invite teachers to discuss how to encourage students to do their best on NAEP.

Provide the electronic version of the *Measure Up* newsletter available on the MyNAEP website. Issues include information about

- upcoming NAEP activities,
- results from recently released NAEP assessments and how they are being used, and
- how NAEP's online tools can be used as a resource for the classroom.

Use the Talking Points to answer teachers' questions about NAEP.

Encourage teachers to find us on:



Download the *NAEP Results* mobile app.



Get NAEP on the go with the *NAEP Results* mobile app!


Schools that explained the importance of NAEP to teachers using the resources in the *Best Practices Guide*, such as the video and PowerPoint presentation, had higher student participation than schools that did not.

Introducing NAEP to Teachers

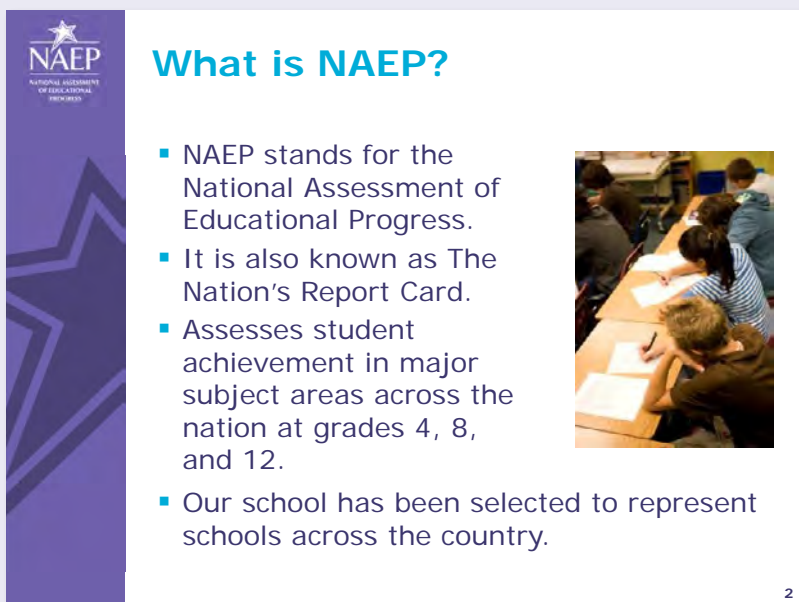
PowerPoint Presentation



It is important for teachers to understand the importance of NAEP and encourage student participation. Share this PowerPoint presentation, customized specifically for your school, with your teachers.



Schools that shared this presentation to teachers in 2013 had a positive impact on student participation.



What is on the test?

- Seniors will take a mathematics, reading, or science assessment on a tablet.
- The tablets include a keyboard, stylus, and earbuds. Students may bring their own earbuds if they prefer.



3

What is on the test?

- Questions are multiple-choice, short answer, or essay.
- Some questions will be interactive. For examples, visit this website:
http://nationsreportcard.gov/science_2009/
- Questions about how teachers teach, students' educational experiences, and other information.

4

Sample Mathematics Question

If $f(x) = \frac{x-1}{x}$, what is $f(5)$?

- A 0
- B $\frac{4}{5}$
- C 1
- D $\frac{6}{5}$
- E $\frac{24}{5}$

84% of students answered correctly during the 2013 assessment.

5

Sample Reading Excerpt

"I don't mean to put a damper on things. I just mean we ought to treat fun reverently. **It is a mystery. It cannot be caught like a virus. It cannot be trapped like an animal.** The god of mirth is paying us back for all those years of thinking fun was everywhere by refusing to come to our party. I don't want to blaspheme fun anymore. **When fun comes in on little dancing feet, you probably won't be expecting it.** In fact, I bet it comes when you're doing your duty, your job, or your work. It may even come on a Tuesday."

FUN by Suzanne Britt Jordan
From *The New York Times*, used with permission.

6

Sample Reading Question

Explain what the author means when she says, "Fun is a rare jewel."

She means that fun is not something that exists everywhere in everything. Rare jewels are precious and cherished, not something found in common, everyday life. She is saying that fun is just like that, that it should be precious and savoured when it becomes available.

78% of students wrote an acceptable response to this question during the 2013 assessment.

7

Sample Science Question



25% of students had an acceptable response to this question during the 2009 assessment.

Use the information on the left and your knowledge of processes that occur in stars to predict what stages you expect each star to go through as it ages.

What future stages will the Sun likely go through? **Select all that apply.**

- A Giant
- B Supergiant
- C White dwarf
- D Planetary nebula
- E Supernova

8



How do I prepare my students for NAEP?

- There's no need for students to study or prepare.
- Students should be encouraged to try their best to answer each question. NAEP just wants to know how much seniors know about the subject area.
- Scores will be anonymous, and will not affect grades or academic records in any way.
- Scores will be combined with other students' scores to show what seniors know about the subject area across the nation.

9



What should students expect?

- Testing takes place on **January 26, 2015**, and will take about 120 minutes.
- We will call students out of class that day.
- Students will receive a hall pass telling them where to report.



10



Student participation is important

- Selected students represent other seniors across the nation.
- Important decisions about education are made using the results of these tests.
- NAEP results are used by the media and policymakers to judge the quality of our nation's high schools.
- Students can contribute to improving the quality of education for every student in the United States.



11



Principals play an important role too

- Principals will be given a survey to complete about our school's...
 - Demographic characteristics
 - Course requirements
 - Teachers
 - Teacher training on new content and teaching approaches
- This information, along with the student assessment, gives a broad picture of how students are taught across the nation.

12



NAEP is important

- Thanks to you, our students received a great education here at Acme High School.
- Encourage our students to do their best because they represent seniors all across the United States.
- It's a great way to do something good and contribute to the future of education.



13

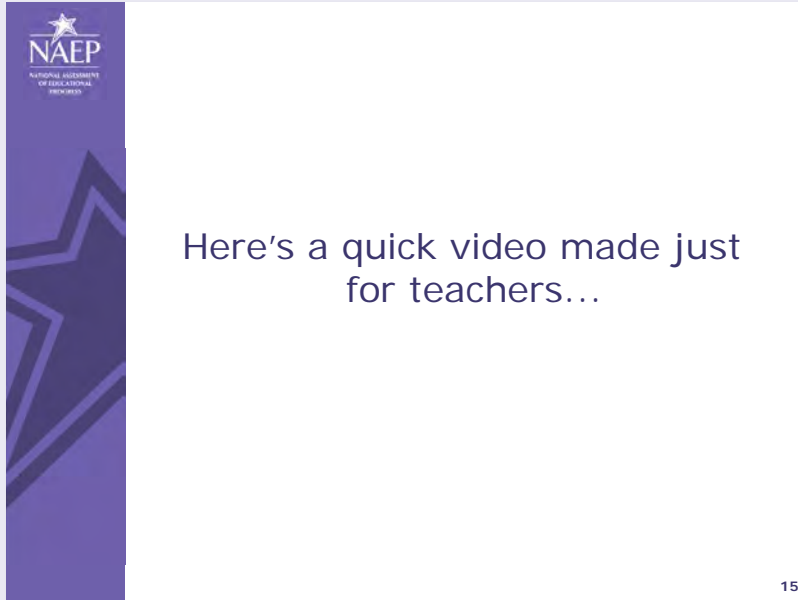


Find out more

- Visit NAEP:
<http://nces.ed.gov/nationsreportcard/students>
- Follow NAEP:



14




Introducing NAEP to Teachers

Video



Teachers play an integral role in the lives of students, and their encouragement makes a big difference. Share this short video with faculty and staff to hear what real educators are saying about the National Assessment of Educational Progress. Learn more about the impact of NAEP, the online resources that are available for teachers, and the strategies teachers can use to motivate students to try their best on the assessment.

Schools that showed this video to teachers in 2013 had a positive impact on student participation.



Principals to Teachers

Talking Points

In 2013, the talking points for teachers had a positive impact on student participation.

What is NAEP?

The National Assessment of Educational Progress (NAEP) is the largest continuing and nationally representative assessment that shows what students across the country know and can do in various subjects. It is different from our state assessments and even the SAT and ACT because it represents high school students across the country, not just those here in our state or those who plan to go on to college.

Why should I encourage my students to participate?

NAEP is an important and integral part of education in the United States. The results of NAEP are released as The Nation's Report Card. Encouraging your students to participate and do their best gives them the opportunity to show how well our nation's students perform.

- Elected officials, policymakers, and educators all use NAEP results to develop ways to improve education.
- NAEP provides a common measure of student achievement across the country.

- NAEP data can be used to compare and understand the performance of demographic groups within your state, the nation, and select urban districts.
- Teachers can use sample NAEP questions and scoring guides as a resource for understanding student performance.

What do I have to do?

Your students will need to be out of class for about 120 minutes for the assessment. You do not have to do anything to prepare for the assessment; you just need to release students from class and encourage them to do their best. Each student represents thousands of other high school students across the nation.

Measure Up



Stay up-to-speed with NAEP news by reading Measure Up: NAEP News for the School Community. In this issue, read about the NAEP 2013 Grade 12 Mathematics and Reading release.

Measure Up

NAEP NEWS FOR THE SCHOOL COMMUNITY



INSIDE THIS EDITION

THANK YOU!
WHAT'S HAPPENING IN THE WORLD OF NAEP
NAEP 2015 TUDA PROGRAM
2015 NATIONAL INDIAN EDUCATION STUDY
TRANSITION TO TECHNOLOGY-BASED ASSESSMENTS
THE ENHANCED NAEP QUESTIONS TOOL
NAEP 2013 GRADE 12 MATHEMATICS AND READING RELEASE
NATIONAL AND INTERNATIONAL ASSESSMENT ADMINISTRATIONS
NAEP SCORING
NAEP BEHIND THE SCENES

SPRING/SUMMER 2014



WHAT'S HAPPENING IN THE WORLD OF NAEP?

MAY 2014

- NAEP 2013 Mathematics and Reading assessment results released for grade 12.

SPRING/SUMMER 2014

- NAEP 2014 assessments will be scored.
- Schools selected to participate in NAEP 2015 will be notified.

WINTER 2015

- The NAEP 2015 Program
 - Subjects: mathematics, reading, and science
 - Grades: 4, 8, and 12
 - Some schools will take paper and pencil assessments, and others will take the pilot technology-based assessment. Results will only be released for the paper-and-pencil assessments.

THANK YOU!

Thanks to all schools that participated in the NAEP 2014 assessments and helped to make it a success! The NAEP 2014 assessments were administered between January and March and assessed students in civics, geography, technology and engineering literacy, U.S. history, and science pilots.

For more information about NAEP, visit: <http://nces.ed.gov/nationsreportcard>

Find us on:



THE NAEP 2015 TRIAL URBAN DISTRICT ASSESSMENT PROGRAM

The NAEP 2015 Trial Urban District Assessment (TUDA) will be conducted in reading and mathematics at grades 4 and 8 for 21 urban districts. TUDA is intended to focus attention on urban education and measure educational progress within participating large urban districts. TUDA results are based on the same mathematics and reading assessments used to report national and state results, thus allowing students' performance in the 21 participating districts to be compared to the performance of their peers in the nation's large cities as well as their home state.

TRIAL URBAN DISTRICT ASSESSMENT (TUDA) PARTICIPANTS: 2002 – 2015

INITIAL YEAR PARTICIPATING	DISTRICTS IN TUDA
2002	Atlanta, Chicago, District of Columbia, Houston, Los Angeles, New York City
2003	Boston, Charlotte, Cleveland, San Diego
2005	Austin Independent School District
2009	Baltimore, Detroit, Fresno, Jefferson County (Louisville, KY), Miami-Dade, Milwaukee*, Philadelphia
2011	Albuquerque, Dallas, Hillsborough (Hillsborough, FL)
2015	Duval County (Jacksonville, FL)


NOTE: Listed districts continue to participate in successive assessment years unless noted.

* Not participating in the Trial Urban District Assessments scheduled for 2015.

2015 NATIONAL INDIAN EDUCATION STUDY

In 2015, American Indian and Alaska Native students participating in the NAEP mathematics and reading assessments at grades 4 and 8 will also be included in the National Indian Education Study (NIES). NIES is administered as part of the NAEP to allow more in-depth reporting on the achievement and experiences of American Indian/Alaska Native students in grades 4 and 8. Students will participate in NIES by completing the NAEP mathematics or reading assessment and a short questionnaire. Teachers and school administrators will also be asked to complete a questionnaire.

[Learn more and see results](#) from previous NIES studies.



TRANSITION TO TECHNOLOGY-BASED ASSESSMENTS

In the past decade, NAEP has progressed from administering assessments via paper-and-pencil to include technology-based assessments in [writing](#), [technology and engineering literacy \(TEL\)](#), and [science interactive computer tasks](#).

In 2015, NAEP will begin to transition the mathematics, reading, and science assessments from paper and pencil to technology-based assessments. Some schools will take the traditional paper and pencil assessment, while other schools will be asked to take a pilot technology-based assessment on tablets. Each student will take NAEP in only one format and one subject. Results will be released from the paper and pencil assessments only. Information collected from the pilots will not be released, but will be used to prepare for future assessments.

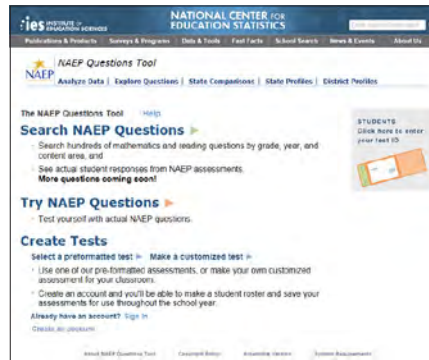
EXPLORE THE ENHANCED NAEP QUESTIONS TOOL

The NAEP Questions Tool (NQT) is a database of more than 3,000 questions, in nine subject areas, from past assessments that have been released to the public and will not be used again on NAEP assessments. NCES has developed an enhanced version of the NQT that expands on its current features to make the tool more useful. You can now use the enhanced NQT to:

- sort and select NAEP questions more easily with a new “drag and drop” viewing option,
- “Test yourself” on any NAEP subject with a more customizable quiz function,
- create online, self-scoring quizzes that students can login to take any time, and
- compare results to how students performed across the nation.

The enhanced NQT contains math and reading items back to 2005. By June 2014, all questions for all subjects will be available.

The NQT can be used to supplement classroom instruction, provide additional insight into the content of the assessment, and show what students, in your district, state and nationally, know and can do.



NAEP 2013 GRADE 12 MATHEMATICS AND READING RELEASE

More than 92,000 twelfth-graders were assessed in either reading or mathematics in 2013. The national sample of schools and students was drawn from across the country. The results from the assessed students were combined to provide accurate estimates of the overall performance of students in the nation and in the 13 states that participated in the twelfth-grade state pilot program: Arkansas, Connecticut, Florida, Idaho, Illinois, Iowa, Massachusetts, Michigan, New Hampshire, New Jersey, South Dakota, Tennessee, and West Virginia.

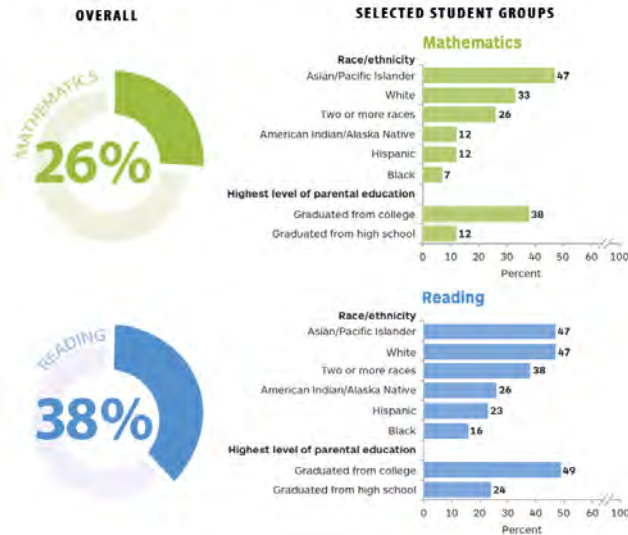
Standards established by the National Assessment Governing Board required that school participation rates for the original state samples were at least 85 percent for results to be reported. All 13 states met this requirement with participation rates of 90 to 100 percent.

NATIONAL ACHIEVEMENT LEVELS IN 2013

Students performing at or above *Proficient* level on NAEP assessments demonstrate solid academic performance and competency over challenging subject matter. Twenty-six and 38 percent of twelfth-graders performed at or above the *Proficient* level in mathematics and reading, respectively, in 2013.

The percentages of racial/ethnic groups performing at or above *Proficient* in 2013 ranged from 7 to 47 percent in mathematics, and 16 to 47 percent in reading. Higher percentages of Asian/Pacific Islander and White students performed at or above the *Proficient* level in both mathematics and reading. A higher percentage of students whose parents graduated from college performed at or above *Proficient* level in both mathematics and reading in 2013 compared to students whose parents graduated from high school.

Percentage of students at or above the *Proficient* level in 2013



SOURCE: U.S. Department of Education, Institute of Education Sciences, National Center for Education Statistics, National Assessment of Educational Progress (NAEP), various years, 1992-2013 Mathematics and Reading Assessments.

SCORE GAINS FROM 2009 TO 2013

Four of the 11 grade 12 states that participated in both 2009 and 2013 scored gains in mathematics and/or reading. Score gains in mathematics for Idaho and West Virginia increased by 3 points while Arkansas and Connecticut saw a 4 point increase. Arkansas and Connecticut saw a 5 and 6 point score increase in reading, respectively, and were the only states to see score gains in 2013 in both subjects. None of the participating states scored significantly lower in 2013 than in 2009.

STATE ACHIEVEMENT GAPS

Racial/ethnic score gaps narrowed from 2009 to 2013 in two of the pilot states and widened in one state. The White – Black score gap in mathematics narrowed from 2009 to 2013 in Arkansas and widened in Iowa. The White – Black score gap in reading narrowed from 2009 to 2013 in Connecticut. There were no significant changes in the White – Hispanic score gaps in any of the pilot states.

See a [map of changes in score gaps for racial/ethnic groups in the pilot states for the in 2009 and 2013](#).

See how average scores and score [gaps for racial/ethnic groups in the pilot states compare to the results for public school students in the nation](#).

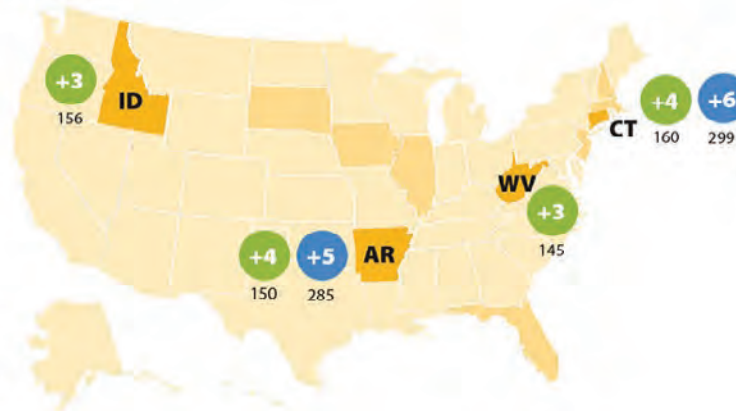
Score gains from 2009 to 2013

MATHEMATICS

4 of 11 pilot states scored higher in 2013 than in 2009

READING

2 of 11 pilot states scored higher in 2013 than in 2009



SOURCE: U.S. Department of Education, Institute of Education Sciences, National Center for Education Statistics, National Assessment of Educational Progress (NAEP), 2009 and 2013 Mathematics and Reading Assessments.

NATIONAL AND INTERNATIONAL ASSESSMENT ADMINISTRATIONS

The NAEP assessments for mathematics, reading, and science are coordinated with [three National Center for Education Studies \(NCES\)](#), [international assessments](#); Progress in International Reading Literacy Study (PIRLS), Program for International Student Assessment (PISA), and Trends in International Mathematics and Science Study (TIMSS).

The coordination of the assessments will allow for comparisons between [international assessments and NAEP](#).

The table below illustrates the national, international assessments, and longitudinal studies NCES will recruit for, administer and release results for during the 2014-2015 school year: [Early Childhood Longitudinal Program \(ECLS\)](#), [High School Longitudinal Study \(HSL\)](#), and [Middle Grades Longitudinal Study of 2016-2017 \(MGLS\)](#).

2014-2015 National and International Assessment Activities

During the 2014–2015 school year, NCES will recruit for, administer, and release the results of national and international assessments, as well as other longitudinal studies, at grades K through 12.

Summer 2014	Fall 2014	Winter 2014/2015	Spring 2015
RECRUIT	ADMINISTER	ADMINISTER	RELEASE
MGLS:2017 Math and Reading Field Test: Grades 4, 7, and 12	ECLS-K:2011 Grade 4		ECLS-K:2011 Grade 4
NAEP 2015 Math, Reading, and Science: Grades 4, 8, and 12 Math, Reading, and Science Pilot Technology-Based Assessments: Grades 4, 8, and 12	PISA 2015 Math, Reading, Science, Collaboration, Problem Solving, and Financial Literacy: Age 15		MGLS:2017 Math and Reading Field Test: Grades 4, 7, and 12
TIMSS 2015 Math and Science: Grades 4 and 8 Advanced Math and Physics: Grade 12			PIRLS 2016 Reading: First Test: Grade 4
NAEP 2015 Black-White Achievement Gaps in Math and Science: Baseline Comparison: Grade 8	ECLS-K:2011 Teacher/Student Use Data: Grade 2	NAEP 2015 Math, Reading, and Science: Grades 4, 8, and 12	TIMSS 2015 Math and Science: Grades 4 and 8 Advanced Math and Physics: Grade 12
PISA 2012 Financial Literacy: Age 15	NAEP Black Male Student Math and Reading: Grade 8	HSL:09 2013 Update Collection	ECLS-K:2011 Publication Data: Grade 2
			NAEP 2014 Critical Vocabulary and U.S. History: Grade 8

ECLS-K:2011 — Early Childhood Longitudinal Study, Kindergarten Class of 2010-11
HSL:09 — High School Longitudinal Study of 2009
MGLS:2017 — Middle Grades Longitudinal Study of 2016-2017
NAEP — National Assessment of Educational Progress
PIRLS — Progress in International Reading Literacy Study
PISA — Program for International Student Assessment
TIMSS — Trends in International Mathematics and Science Study

NAEP SCORING

The NAEP uses a combination of multiple-choice and constructed-response items (questions) in its assessment instruments. For multiple-choice items, students are required to select an answer from a list of options; responses are electronically scanned and scored. For constructed-response items, students are required to provide their own answers; responses are scanned and then scored by qualified and trained scorers using a scoring guide and an electronic image-processing and scoring system.

Scoring all NAEP items in an objective, consistent, and valid fashion is a key program goal. There are a number of steps in the NAEP scoring process that occur during three general phases: scoring guide development and pilot, first operational scoring, and subsequent operational scoring. In all phases of scoring, quality control and validity checks are implemented in the scanning, processing, and scoring of multiple-choice items. To learn more about NAEP scoring, visit http://nces.ed.gov/nationsreportcard/contracts/item_score.asp.

NAEP Behind The Scenes

Learn more about the people who work behind the scenes to make NAEP the gold standard among assessments.

INTERVIEW WITH SCOTT BECKER ON SCORING FOR NAEP



Scott Becker is the Senior Project Manager for NAEP Scoring for Pearson. His primary responsibility is to provide support for the scoring of NAEP constructed-response items. Pearson prints and distributes NAEP assessment materials; and scans and scores assessment responses.

How long have you worked on the NAEP program?

"I've worked on NAEP in various roles since 2003. I started as a scorer on NAEP reading in March of 2003 at Pearson's Virginia Beach scoring site. I served as a NAEP trainer for both reading and writing from 2005-2007. In August of 2007, I moved to Iowa City to begin my role as project manager for Pearson's federal programs team. As the senior project manager for NAEP scoring, I provide support for the scoring of constructed-response items across all NAEP subject areas."

What in your past training and experience best prepared you for your current job?

My experiences as both a NAEP scorer and trainer have given me an excellent understanding of the NAEP scoring process from the ground up, which allows me to effectively serve the needs of both the NAEP program and the Pearson staff responsible for actually scoring NAEP student responses.

What is the most satisfying part of your job? What is the most challenging?

The most satisfying part of my job is finding satisfying solutions to the complex needs of the many different stakeholders involved in NAEP constructed-response scoring. The NAEP scoring process involves many different players with many different schedules and needs. Meshing all these moving pieces together in a coherent fashion that produces the best quality NAEP scoring in an appropriate timeframe is very rewarding.

The most challenging part of my job is adjusting quickly to the many changes and adjustments that always seem to crop up. NAEP scoring is never dull!

Who scores NAEP items? How are scorers trained? Where are NAEP items scored?

NAEP constructed-response scorers all have 4-year college degrees. Beyond this single similarity they represent a broad spectrum of the American workforce. Some are recent college graduates while others are already retired from successful careers and everything in between.

NAEP scoring teams typically include 10-12 scorers and one supervisor. The team is led by a trainer who has spent several weeks mastering the content of the specific items the team will be scoring. Trainers lead their teams through paper training sets that present scorers with the item itself, the scoring guide explaining the various score categories for the item, and numerous examples of scored student responses demonstrating how the scoring guide should be applied.

NAEP items are scored at various Pearson scoring sites around the country. In any given year, NAEP may be scored at any or all of the following locations: Mesa, Arizona; Virginia Beach, Virginia; Columbus, Ohio; and Lansing, Michigan.

ONLINE RESOURCES

THANK YOU!

National Assessment of Education Progress (NAEP) <http://nces.ed.gov/nationsreportcard>

2015 NATIONAL INDIAN EDUCATION STUDY (NIES)

National Indian Education Study <http://nces.ed.gov/nationsreportcard/nies>

TRANSITION TO TECHNOLOGY-BASED ASSESSMENTS

NAEP Writing Computer-Based Assessments <http://nces.ed.gov/nationsreportcard/writing/cba.aspx>

Technology & Engineering Literacy Assessment <http://nces.ed.gov/nationsreportcard/tel>

Interactive Computer and Hands-On Tasks http://nationsreportcard.gov/science_2009/ict_summary.aspx

THE ENHANCED NAEP QUESTIONS TOOL

The NAEP Questions Tool <http://nces.ed.gov/nationsreportcard/nqt>

NAEP 2013 GRADE 12 MATHEMATICS AND READING RELEASE

The interactive Nation's Report Card http://www.nationsreportcard.gov/reading_math_g12_2013/#/

State achievement levels http://www.nationsreportcard.gov/reading_math_g12_2013/#/state-performance

State score changes http://www.nationsreportcard.gov/reading_math_g12_2013/#/state-gains

State achievement gaps http://www.nationsreportcard.gov/reading_math_g12_2013/#/state-gaps

NATIONAL AND INTERNATIONAL ASSESSMENT ADMINISTRATIONS

International Activities Program <http://nces.ed.gov/surveys/international>

Early Childhood Longitudinal Program (ECLS) <http://nces.ed.gov/ecls/kindergarten2011.asp>

High School Longitudinal Study of 2009 (HSL:09) <http://nces.ed.gov/surveys/hsls09>

The Middle Grades Longitudinal Study of 2016-17 (MGLS:2017) <http://nces.ed.gov/surveys/mgls>

NAEP SCORING

NAEP Item Scoring http://nces.ed.gov/nationsreportcard/contracts/item_score.asp

This publication was prepared for the National Assessment of Educational Progress by Westat under contract (ED-IES-13-C-0020) to the National Center for Educational Statistics, U.S. Department of Education.



Get NAEP on the go with the NAEP Results mobile app!

Motivate Students

to Participate in and Do Their Best on NAEP

Students selected for NAEP represent hundreds of other students like themselves. National results can be compromised if students at your school do not fully participate in the testing process. Your encouragement will convey the importance of the assessment and produce results that accurately measure what twelfth-graders know and can do.

Discussions with principals and an analysis of student participation data from past assessments reveal that schools that use multiple strategies have higher participation rates than schools that do not. Focus groups of seniors confirm the importance of these strategies. Principals in past assessments have found the following to be effective in engaging students to take the assessment.

Share information about NAEP with your twelfth-graders.

- Hold a short meeting with students to explain NAEP and how important it is for all selected students to participate.
- Show the 5-minute NAEP video, *Introducing NAEP to Students*, and the *Introducing NAEP to Students* PowerPoint presentation, that is customized specifically for your school, to your sampled high school students at an assembly or student meeting. Post the video and PowerPoint on your school website. The video could also be shown on school television.
- Mention NAEP as an important upcoming activity during a school assembly or on the school website.
- Include information about NAEP in student newsletters or newspapers.
- Use the Talking Points to answer students' common questions about NAEP.

Consider ways to thank students for their participation.

- Recognize students who participated in NAEP. Examples include:
 - providing NAEP honor tags to wear during graduation;
 - providing free tickets to school events.

Give a pep talk to participating students at the beginning of each assessment session. At that time, you can

- personally introduce the NAEP representatives, since students demonstrate greater focus when they are familiar with the test administrators;
- show the NAEP video, *Introducing NAEP to Students*;
- encourage students to do their best; and
- remind students that, by participating, they represent thousands of other high school students across the nation.

Invite teachers to attend assessment sessions. Their presence helps validate the assessment and further motivates the students.

Inform students that they can find additional resources and past results by visiting the NAEP website, <http://nces.ed.gov/nationsreportcard/students>.

Encourage students to find us on:



Download the *NAEP Results* mobile app.




Get NAEP on the go with the *NAEP Results* mobile app!

Introducing NAEP to Students

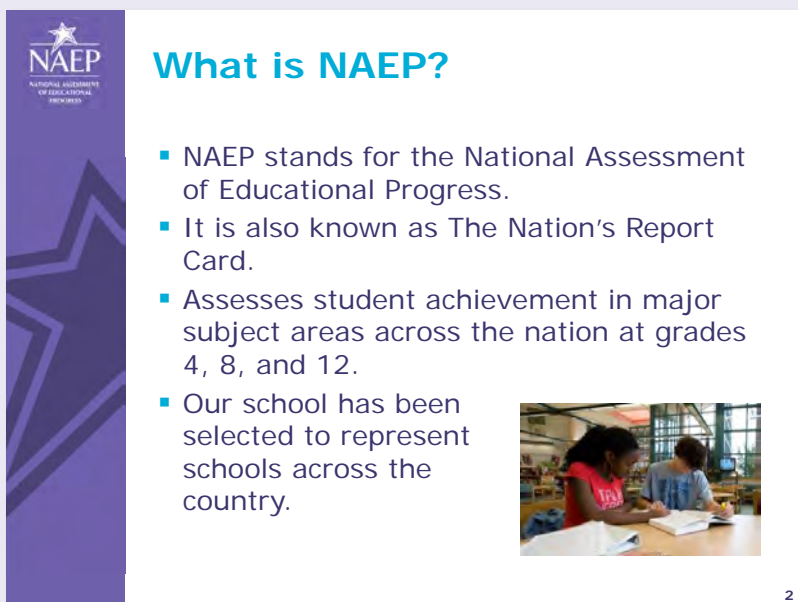
PowerPoint Presentation



It is important for students to understand the importance of NAEP and know what to expect for the assessment. Share this PowerPoint presentation, customized specifically for your school, with your students.



Meeting with students to explain the importance of NAEP had a positive impact on student participation in 2013. Use this PowerPoint presentation as a resource for a student meeting.



What is on the test?

- Seniors will take a mathematics, reading, or science assessment on a tablet.
- The tablets include a keyboard, stylus, and earbuds. You can bring your own earbuds if you prefer.



3

What is on the test?

- Questions are multiple-choice, short answer, or essay.
- Some questions will be interactive. For examples, visit this website:
http://nationsreportcard.gov/science_2009/
- Questions about how your teachers teach, your educational experiences, and other information.

4

Sample Mathematics Question

If $f(x) = \frac{x-1}{x}$, what is $f(5)$?

- A** 0
- B** $\frac{4}{5}$
- C** 1
- D** $\frac{6}{5}$
- E** $\frac{24}{5}$

84% of students answered correctly during the 2013 assessment.

5

Sample Reading Excerpt

"I don't mean to put a damper on things. I just mean we ought to treat fun reverently. **It is a mystery. It cannot be caught like a virus. It cannot be trapped like an animal.** The god of mirth is paying us back for all those years of thinking fun was everywhere by refusing to come to our party. I don't want to blaspheme fun anymore. **When fun comes in on little dancing feet, you probably won't be expecting it.** In fact, I bet it comes when you're doing your duty, your job, or your work. It may even come on a Tuesday."

FUN by Suzanne Britt Jordan
From *The New York Times*, used with permission.

6

Sample Reading Question

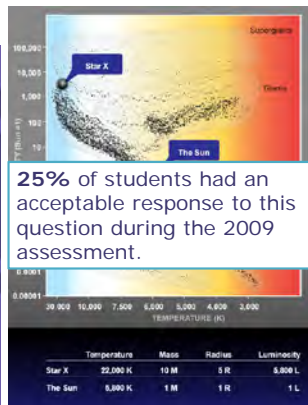
Explain what the author means when she says, "Fun is a rare jewel."

She means that fun is not something that exists everywhere in everything. Rare jewels are precious and cherished, not something found in common, everyday life. She is saying that fun is just like that, that it should be precious and savoured when it becomes available.

78% of students wrote an acceptable response to this question during the 2013 assessment.

7

Sample Science Question



Use the information on the left and your knowledge of processes that occur in stars to predict what stages you expect each star to go through as it ages.

What future stages will the Sun likely go through? **Select all that apply.**

- A Giant
- B Supergiant
- C White dwarf
- D Planetary nebula
- E Supernova

8



How should I prepare for NAEP?

- Good news! **You don't have to study.**
- Just try your best to answer each question.
- Your scores will be anonymous, and will not affect your grades or academic record in any way.
- Your scores will be combined with other students' scores to show what seniors know about the subject areas across the nation.



9



What should I expect?

- Testing takes place on **January 26, 2015**, and will take about 120 minutes.
- We will call you out of class that day.
- You will be given a hall pass telling you where to report.



10



Your participation is important

- You represent seniors across the country.
- Important decisions about education are made using the results of these tests.
- You can contribute to improving the quality of education for all students in the United States.



11




NAEP is important




- You have received a great education here at Acme High School.
- We want you to do your best because you represent seniors all across the United States.
- It's a great way to do something good and contribute to the future of education.




12



Find out more

- Visit NAEP:
<http://nces.ed.gov/nationsreportcard/students>
- Follow NAEP:
  

13



Here's a quick video made just for students...

14

Introducing NAEP to Students

Video



What is the National Assessment of Educational Progress, and why should students care? See what real students have to say about NAEP and why their participation is important. Show this video to students in your school who have been selected to take NAEP so that they can learn more about the assessment, how the results are used, and how they can make a difference.

Meeting with students to explain the importance of NAEP had a positive impact on student participation in 2013. Use this video as a resource for a student meeting.



Assembly Announcement

Sample



It is important for students to participate in NAEP and do their best. Use this assembly announcement to explain the importance of student participation in NAEP.

I am pleased to announce that our school has been selected to participate in the National Assessment of Educational Progress, also known as NAEP. You may have heard of NAEP. The results are called The Nation's Report Card because it measures student achievement across the country. It is important because the results help the President, Congress, and all of our educators make decisions about how to improve our education system. Not every student will be asked to take part in the assessment, so for those of you who are chosen to participate, we encourage you to take it seriously and do your best. You will represent other students like yourselves, and you have a chance to have an impact on the future education policy decisions in the United States. Every student that is selected to participate makes a difference. We will be providing more information for students and teachers in the upcoming weeks. Thank you.



School Newsletter – NAEP 2014 is Coming!

Sample



It is important for students to participate in NAEP and do their best. Use this newsletter to share the importance of NAEP and details about the upcoming assessment.

The image shows a sample newsletter layout for NAEP 2015. It features a purple header with the year '2015' and a blue graphic with white arrows. The NAEP logo is on the left, and the word 'Newsletter' is in large blue text. The main content is divided into two columns. The left column has a section titled 'What is NAEP?' with a paragraph of text. The right column has several sections: 'Why is NAEP important?', 'What subjects will NAEP assess?', 'Who will take NAEP?', 'When will NAEP be administered?', and 'Where can you find additional information?'. Each section has a short paragraph of text. At the bottom of the right column, there are social media icons for Facebook, Twitter, and YouTube, with the text 'Find NAEP on:'.

2015

Newsletter

What is NAEP?
The National Assessment of Educational Progress, also known as NAEP, is the largest nationally representative assessment of what students across the country know and can do in a variety of subjects. It has been around since 1969, and allows us to compare student progress over time.

Why is NAEP important?
The results of NAEP are released as The Nation's Report Card and they help the President, Congress, and all of our educators make decisions about how to improve our education system.

What subjects will NAEP assess?
Students will be assessed in mathematics, reading, or science. The assessment will be administered on tablets with a keyboard and stylus. It will take approximately 120 minutes of student time.

Who will take NAEP?
NAEP 2015 will be administered to a nation-wide sample of students, including [number] students here at [school name].

When will NAEP be administered?
NAEP 2015 will be administered here on [date].

Where can you find additional information?
Watch the NAEP student video: <http://nces.ed.gov/nationsreportcard/videos/naepstudent.asp>
Visit the NAEP website: <http://nces.ed.gov/nationsreportcard/students>

Find NAEP on:

School Newspaper Article

Sample



It is important for students to participate in NAEP and do their best. Use this newspaper article to share information about NAEP, its importance, and details about the upcoming assessment.

The Nation's Report Card and You

Soon you may notice some of your classmates receiving hall passes to excuse them from class on [assessment date]. You will probably wonder: What are they for, and? Where are these students going?

These students have been chosen to participate in the National Assessment of Educational Progress, also known as NAEP. You may be thinking that NAEP is just another test, but it's not. NAEP is different from our state assessments, the SAT, and ACT because it represents all high school students across the country, not just those who plan to go on to college.

Ever heard of The Nation's Report Card? That's NAEP: the assessment results are released as The Nation's Report Card, and they help the President, Congress, and all of our educators make decisions about how to improve our education system. NAEP is what the general public will hear about on the news when reporters discuss what high school students are learning.

The actual assessment takes about 120 minutes. During that time, students

will take a pilot technology-based assessment in mathematics, reading, and science on tablets. All students will be asked questions about their educational experiences that may be related to performance, such as homework and reading habits. Student scores are anonymous and will not affect student grades or academic records in any way. Instead, they will be used to prepare for future technology-based assessments.

Students who are selected to participate in NAEP have an important job to do. NAEP will provide a national snapshot of what students have learned in school, and it is essential that students take it seriously, try their best, and answer all the questions they can.

If you would like to see questions or results from past NAEP assessments and learn more about NAEP and why it is important for students, check out NAEP on Twitter and Facebook, or visit <http://nces.ed.gov/nationsreportcard/students>.

Certificate

of Community Service

Does your school require students to collect community service hours? NAEP provides a Certificate of Community Service for students participating in NAEP.



Principals and Teachers to Students

Talking Points

In 2013, the talking points for students had a positive impact on student participation.

What is NAEP?

NAEP stands for the National Assessment of Educational Progress. You may know it as The Nation's Report Card. It's the largest continuing and nationally representative assessment of what students across the country know and can do in various subjects. It is different from our state assessments and even the SAT and ACT because it represents all high school students across the country, not just those here in our state or those who plan to go on to college.

Why should I participate?

NAEP is important. The results of NAEP are released as The Nation's Report Card and they help the President, Congress, and all of our educators make decisions about how to improve our educational system. By participating, you have the ability to influence those decisions and contribute to the quality of education for future students. Not all students take the assessment. You have been chosen to represent other high school students in our school, in our state, and across the country. It is important that you take part and put forth your best effort.

What do I have to do?

You will take the test with other selected students. The test takes only about 120 minutes. Students will take a pilot technology-based assessment in mathematics, reading, and science on tablets. Each student will be assessed in only one subject.

Your scores will be anonymous and will not affect your grades or academic record in any way. Instead, they will be used to prepare for future technology-based assessments. You should do your best because you were selected to represent students just like you across the country. When NAEP results are reported in the news, they influence the public's opinion of what high school students across the United States know and can do.

More on the Twelfth-Grade Challenge

Low participation and low motivation can undermine the validity and credibility of the results from the National Assessment of Educational Progress (NAEP) for high school seniors. This section includes participation rate data from strategies used in NAEP 2013, the last time NAEP assessed mathematics and reading at twelfth grade. In addition, this section includes examples of NAEP in the news to illustrate the importance of NAEP and how the media reports on The Nation's Report Card.

The National Center for Education Statistics (NCES), which administers NAEP, and the National Assessment Governing Board, which sets policy for NAEP, have been concerned about the participation of high school seniors in NAEP and their motivation to do their best. In response to this issue, NCES convened a Secondary School Principals Working Group in 2005. This section also includes the working group's recommendations.

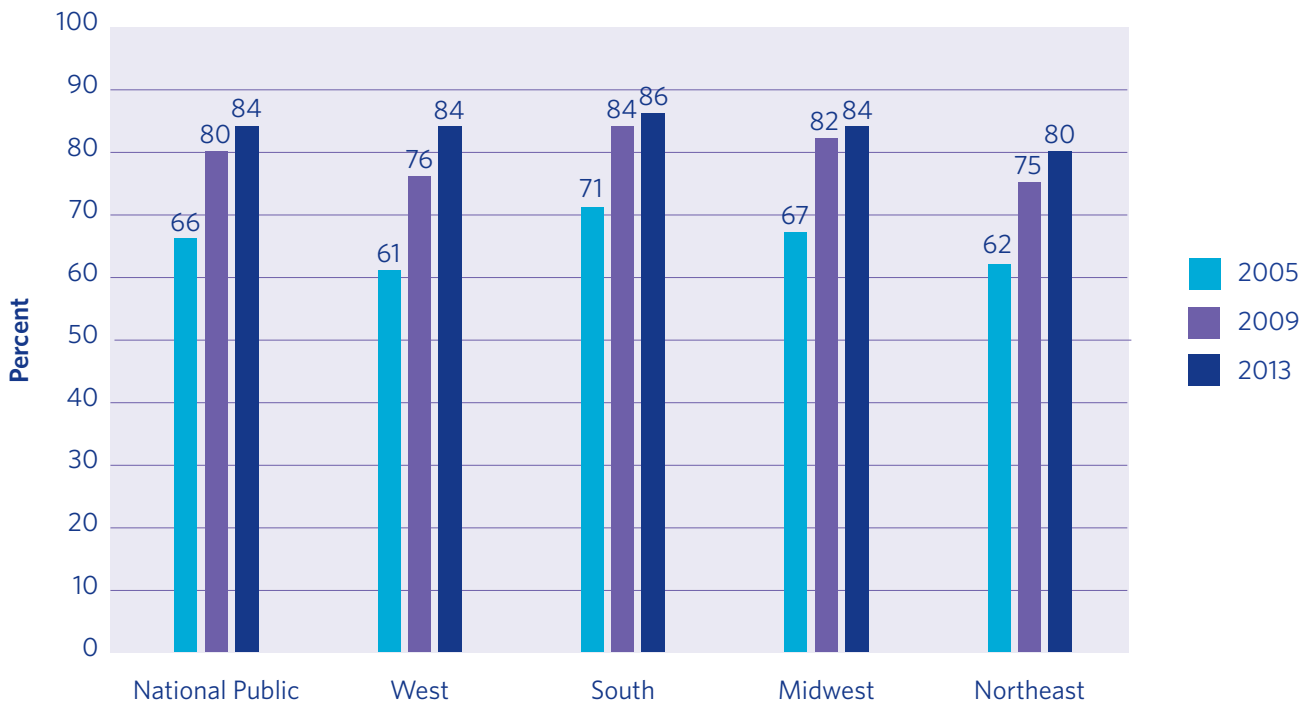


Grade 12 Student Participation

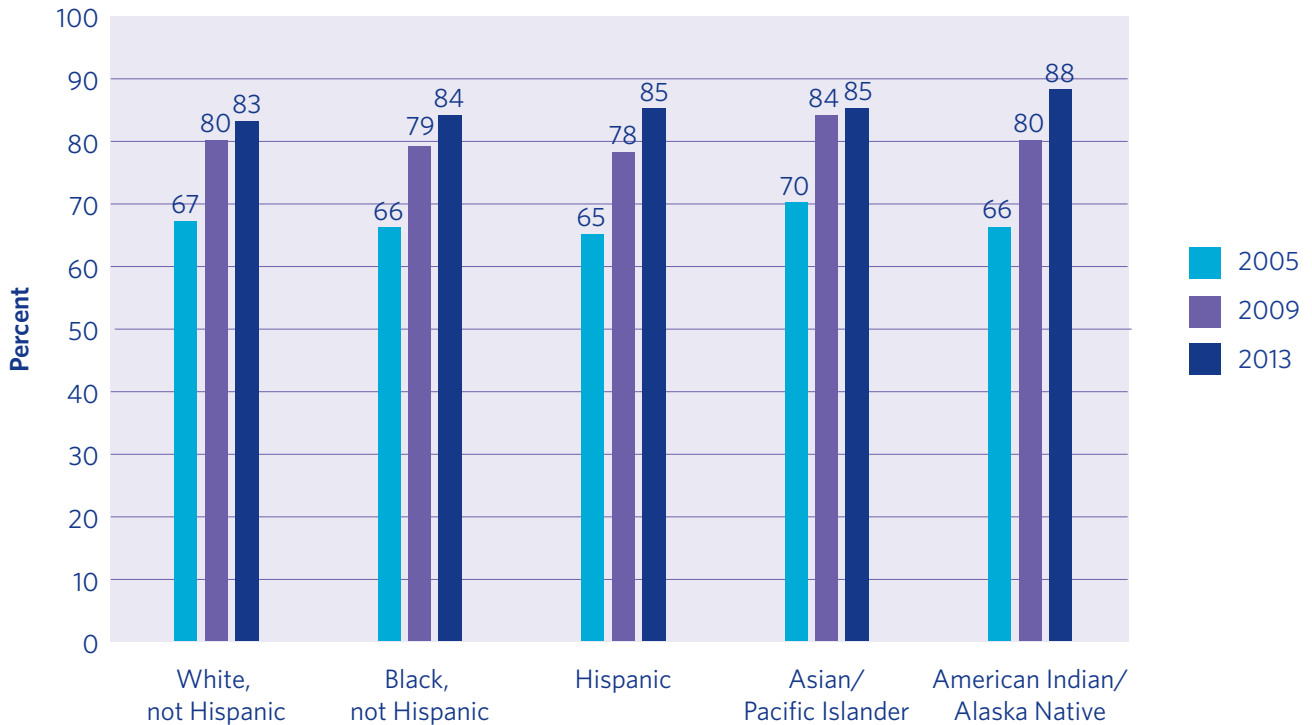
Increased Across the Board from 2005

Student participation increased from 2005 to 2013. This section illustrates the relationship between the strategies used from the *Best Practices Guide* and participation of students.

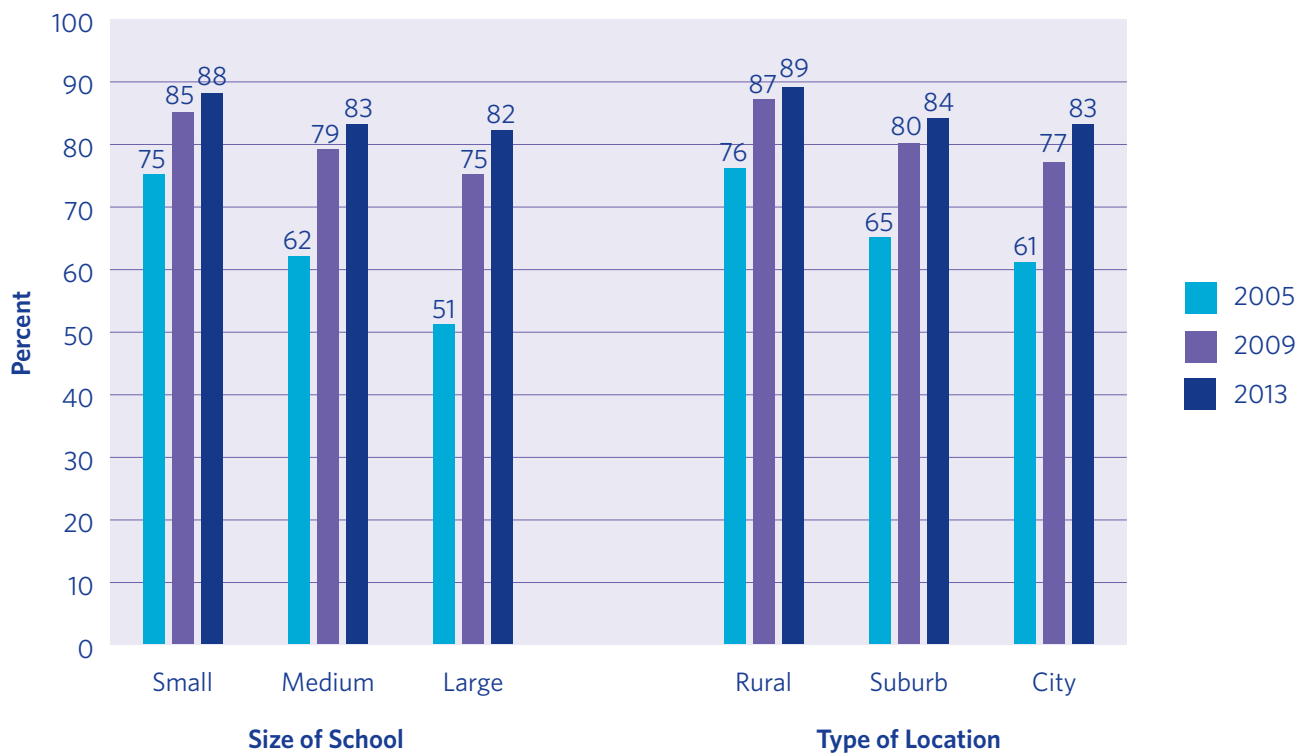
Grade 12 Student Participation for Public Schools by Geographic Region



Grade 12 Student Participation for Public Schools by Race/Ethnicity



Grade 12 Student Participation for Public Schools by Size of School and Type of Location



Types of Strategies

Used by High Schools

Public high schools used a variety of strategies to improve the participation and engagement of their seniors. Six strategies emerged that were associated with a statistically significant difference in average student participation rates between schools that used the strategies and those that did not. They include the following:

Announce NAEP prior to assessment day to parents, students, and faculty;

Recognize students who participated at a school awards assembly or other announcement;

Hold a meeting with seniors to explain the importance of NAEP using the resources in the *Best Practices Guide*;

Explain the importance of NAEP to teachers using the PowerPoint presentation and video in the *Best Practices Guide*;

Invite teachers to attend the assessment session; and

Give students an item, such as a ticket to a school event, yearbook, etc. for participating in NAEP.

In general, the relationship between use of these strategies and average student participation rates held for small, medium, and large schools. Small schools have fewer than 300 seniors. Medium schools have between 300 and 599 seniors. Large schools have more than 600 seniors.

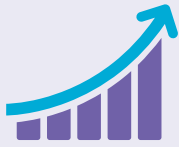
The majority of public high schools used more than one of these six strategies. Average participation rates tended to increase with the number of strategies that were used, especially among large high schools.

Number of Strategies Used by Schools and Their Student Participation Rates

Number of Strategies	Student participation rate
None of these strategies	82%
One strategy	85%
Two strategies	85%
Three strategies	87%
Four strategies	89%
Five strategies	90%
Six strategies	94%

Use of Strategies by High Schools

More is More!



Strategies from the *Best Practices Guide* have improved the overall student participation rate to 84 percent in 2013, an increase of 18 percentage points from the low of 66 percent in 2005.

NAEP 2013

Average Student Participation Rates

Using six strategies

94%

vs.

Using no strategies

82%



Average student participation rates increased with the number of strategies used

Student Participation Rates Using vs. Not Using Strategies

Medium-sized Schools

Announce

NAEP prior to assessment day

83%
Using



79%
Not using

Recognize

students who participate

86%
Using



83%
Not using

Meet

with students

84%
Using



81%
Not using

Explain

importance of NAEP to teachers

87%
Using



82%
Not using

Invite

teachers to attend assessment

84%
Using



83%
Not using

Give

students an item

86%
Using



82%
Not using

NAEP in the News

Video



What does the media have to say about NAEP and the academic progress of high school students? This is a short video that shows how the media reported on the last grade 12 release.

NAEP in the News

Goals to Improve Participation and Engagement in 12th-Grade NAEP



NCES convened a Secondary School Principals Working Group in 2005 to address participation rates. Read this summary to see their recommendations to improve student participation and engagement.



Goals to Improve Participation and Engagement in 12th Grade NAEP

THE SECONDARY SCHOOL PRINCIPALS WORKING GROUP

Statement of the Problem

- There has been a decline in 12th grade school and student participation in some NAEP assessments.
- Many students who do participate fail to try as hard as they can.
- The current participation rate of high school seniors in the NAEP assessment threatens the validity of NAEP data and may present a distorted picture of the condition of the nation's high schools.
- NAEP is in danger of underreporting the academic performance of America's high school students.

In 2005, The National Center for Education Statistics (NCES) convened a working group of public secondary school principals from across the country to tap into their knowledge of what works in their high schools and what may work in other schools. The principals were selected to represent a variety of school settings and sizes. The Working Group was charged with reviewing the issues detailed above, accumulating information about the problem, and making specific recommendations to NCES for improving school and student participation in NAEP assessments. Below are the members of the Working Group. On the reverse side are the Group's recommendations. NCES is in the process of implementing some recommendations and exploring the feasibility of others.

Principals Working Group Members

Tim Davis, Central High School, Rutherfordton, NC
Donald Wood Foucar, Helena High School, Helena, MT
Todd Harvey, Glasgow High School, Newark, DE
Charles Heinlein, St Mary's High School, St. Mary's, WV
Jean Massey, Northwest Rankin High School, Brandon, MS

Keith Maxey, Blue Springs South High School, Blue Springs, MO
John Modest, West Charlotte High School, Charlotte, NC
Linda S. Perie, retired principal, Snoqualmie, WA
Oscar A. Troncoso, Socorro High School, El Paso, TX

1. NAEP participation and results must be relevant and meaningful to primary stakeholders: students, schools, parents, and local districts.

RECOMMENDATIONS

- Provide direct and specific performance feedback to participating schools and students soon after the assessment.
- Focus communications to educate primary stakeholders about the importance of NAEP.
- Offer incentives and recognition that have value to stakeholders.

2. Expand the involvement and sense of ownership by the school and provide increased logistical support for administering NAEP.

RECOMMENDATIONS

- Incorporate NAEP into school calendars by notifying schools no later than May 1 in the year prior to the assessment.
- Provide early and frequent direct communication with the school.
- Provide a “best practices” toolkit and reimburse the school for incidental costs associated with administering NAEP.
- Test the entire class or grade to accommodate the diverse schedules of high school students with at least one alternative testing session.
- Principals or their designees should be a visible presence.

3. NAEP must become an integral part of the assessment environment in schools today.

RECOMMENDATIONS

- NAEP 12th grade assessments should have the same requirements as 4th and 8th grades under the No Child Left Behind Act.
- Redesign NAEP
 - Examine testing window (spring of junior year or fall of senior year).
 - Design the test—increasing the length if necessary—to make it possible to provide specific feedback to primary stakeholders.
 - Incorporate computer-based assessment.
 - Embed NAEP in other required tests.
- Undertake a national campaign targeted to higher education, the military, the business community, and policymakers.



This publication was prepared for the National Assessment of Educational Progress by Hager Sharp under contract ED-02-PO-2738 to the National Center for Education Statistics, U.S. Department of Education.

NAEP in Your State



How is NAEP data used in your state? Use these resource to find out more about the NAEP data available in your state.

**Arkansas
Grade 12
Public Schools**

Overall Results

- In 2013, the average score of twelfth-grade students in Arkansas was 150. This was lower than the average score of 152 for public school students in the nation.
- The average score for students in Arkansas in 2013 (150) was higher than their average score in 2009 (146).
- The score gap between higher performing students in Arkansas (those at the 75th percentile) and lower performing students (those at the 25th percentile) was 38 points in 2013. This performance gap was not significantly different from that in 2009 (41 points).
- The percentage of students in Arkansas who performed at or above the NAEP *Proficient* level was 18 percent in 2013. This percentage was not significantly different from that in 2009 (16 percent).
- The percentage of students in Arkansas who performed at or above the NAEP *Basic* level was 64 percent in 2013. This percentage was greater than that in 2009 (59 percent).

Achievement-Level Percentages and Average Score Results

Year	Below Basic	Basic	Proficient	Advanced	Average Score
Arkansas 2009	41%	43%	15%	#	146*
Arkansas 2013	36%	46%	17%	#	150
Nation (public) 2013	38%	39%	22%	#	152

* Significantly different ($p < .05$) from state's results in 2013. Significance tests were performed using unrounded numbers.
Rounds to zero.

NOTE: Detail may not sum to totals because of rounding.

Compare the Average Score in 2013 to Other States/Jurisdictions

■ Arkansas (150) was lower than those in 9 states/jurisdictions
■ higher than those in 2 states/jurisdictions
■ not significantly different from that in 1 state/jurisdiction

¹ Department of Defense Education Activity (overseas and domestic schools).
² DoDEA¹

Average Scores for State/Jurisdiction and Nation (public)

* Significantly different ($p < .05$) from 2013. Significance tests were performed using unrounded numbers.

Results for Student Groups in 2013

Reporting Groups	Percent of students	Avg. score	Percentages at or above		Percent at Advanced
			Basic	Proficient	
Race/Ethnicity					
White	66	156	74	23	1
Black	21	130	36	3	#
Hispanic	9	143	55	10	#
Asian	2	†	†	†	†
American Indian/Alaska Native	1	†	†	†	†
Native Hawaiian/Pacific Islander	#	†	†	†	†
Two or more races	1	†	†	†	†
Gender					
Male	50	151	66	21	1
Female	50	148	62	15	#

Rounds to zero. † Reporting standards not met.

NOTE: Detail may not sum to totals because of rounding. Black includes African American and Hispanic includes Latino. Race categories exclude Hispanic origin.

Score Gaps for Student Groups

- In 2013, Black students had an average score that was 26 points lower than White students. This performance gap was narrower than that in 2009 (33 points).
- In 2013, Hispanic students had an average score that was 13 points lower than White students. This performance gap was not significantly different from that in 2009 (18 points).
- In 2013, male students in Arkansas had an average score that was higher than female students by 3 points.

NOTE: Statistical comparisons are calculated on the basis of unrounded scale scores or percentages.
 SOURCE: U.S. Department of Education, Institute of Education Sciences, National Center for Education Statistics, National Assessment of Educational Progress (NAEP), 2009 and 2013 Mathematics Assessments.

Best Practices 65

Guide for Supporting Twelfth-Grade NAEP Participation

Page 141

NAEP in Your State



The Nation's Reading Report Card

2013 State Snapshot Report

Arkansas
Grade 12
Public Schools

Overall Results

- In 2013, the average score of twelfth-grade students in Arkansas was 285. This was lower than the average score of 287 for public school students in the nation.
- The average score for students in Arkansas in 2013 (285) was higher than their average score in 2009 (280).
- The score gap between higher performing students in Arkansas (those at the 75th percentile) and lower performing students (those at the 25th percentile) was 48 points in 2013. This performance gap was not significantly different from that in 2009 (50 points).
- The percentage of students in Arkansas who performed at or above the NAEP *Proficient* level was 33 percent in 2013. This percentage was greater than that in 2009 (29 percent).
- The percentage of students in Arkansas who performed at or above the NAEP *Basic* level was 72 percent in 2013. This percentage was greater than that in 2009 (68 percent).

Achievement-Level Percentages and Average Score Results

Year	Below Basic	Basic	Proficient	Advanced	Average Score
Arkansas 2009	52*	39	27	3	280*
Arkansas 2013	28	39	29	4	285
Nation (public) 2013	27	37	31	5	287

* Significantly different ($p < .05$) from state's results in 2013. Significance tests were performed using unrounded numbers.

NOTE: Detail may not sum to totals because of rounding.

Compare the Average Score in 2013 to Other States/Jurisdictions

■ District of Columbia
■ DoDEA*

* Department of Defense Education Activity (overseas and domestic schools).

In 2013, the average score in **Arkansas** (285) was

- lower than those in 8 states/jurisdictions
- higher than that in 1 state/jurisdiction
- not significantly different from those in 3 states/jurisdictions

Average Scores for State/Jurisdiction and Nation (public)

* Significantly different ($p < .05$) from 2013. Significance tests were performed using unrounded numbers.

Results for Student Groups in 2013

Reporting Groups	Percent of students	Avg. score	Percentages at or above		Percent at Advanced
			Basic	Proficient	
Race/Ethnicity					
White	66	292	80	40	4
Black	21	263	49	12	1
Hispanic	9	278	66	22	2
Asian	2	†	†	†	†
American Indian/Alaska Native	1	†	†	†	†
Native Hawaiian/Pacific Islander	#	†	†	†	†
Two or more races	1	†	†	†	†
Gender					
Male	50	278	65	27	2
Female	50	291	79	39	5

Rounds to zero. † Reporting standards not met.

NOTE: Detail may not sum to totals because of rounding. Black includes African American and Hispanic includes Latino. Race categories exclude Hispanic origin.

Score Gaps for Student Groups

- In 2013, Black students had an average score that was 29 points lower than White students. This performance gap was not significantly different from that in 2009 (28 points).
- In 2013, Hispanic students had an average score that was 14 points lower than White students. This performance gap was not significantly different from that in 2009 (18 points).
- In 2013, female students in Arkansas had an average score that was higher than male students by 14 points.

ies
NATIONAL CENTER ON
EDUCATION STATISTICS
SUBDIVISION OF EDUCATION, WASHINGTON

NOTE: Statistical comparisons are calculated on the basis of unrounded scale scores or percentages.

SOURCE: U.S. Department of Education, Institute of Education Sciences, National Center for Education Statistics, National Assessment of Educational Progress (NAEP), 2009 and 2013 Reading Assessments.

Principals and Teachers to Parents

Talking Points

What is NAEP?

The National Assessment of Educational Progress, or NAEP, is often called the gold standard of assessments and has been around since 1969. It's called The Nation's Report Card because it tells us how students across the country are doing. It is different than any of the other tests your child takes in school – including state assessments and even the SAT and ACT – because it represents all high school students in the United States, not just those here in [state] or those who plan to go on to college. As the largest national test, the results are found in the headlines of national and local news stories all over the country.

Why should I encourage my child to participate?

NAEP is a window into the state of our educational system and what students are learning. It opens the door for parents to understand how well children like theirs are doing compared to other students in participating large urban districts, other states, the nation, and the rest of the world. Your child has been selected to represent other students like him/her across the country. Not every student or every school takes the test, and your child can help to show the country just how much all our high school students know and can do. The results of NAEP help the President, Congress, and educators make informed decisions about how to improve our educational system. When your child participates, he/she is making a difference.

What does my child have to do?

If your child is selected to participate in the assessment, he or she will need to be out of class for about 120 minutes. The results are anonymous and your child's grades won't be affected. We encourage students to get a good amount of sleep the night before and to eat breakfast that morning. Please encourage your child to do his/her best.

Where can I find more information on NAEP?

Visit The Nation's Report Card online at www.nces.ed.gov/nationsreportcard and dig deeper into topics such as:

- How your child was selected
- NAEP accommodations
- NAEP scoring

Access the NAEP parent brochure at <http://nces.ed.gov/pubsearch/pubsinfo.asp?pubid=2012469>.

Stay involved! Connect with NAEP online to be the first to know about upcoming assessments and reports.



Download the *NAEP Results* mobile app.

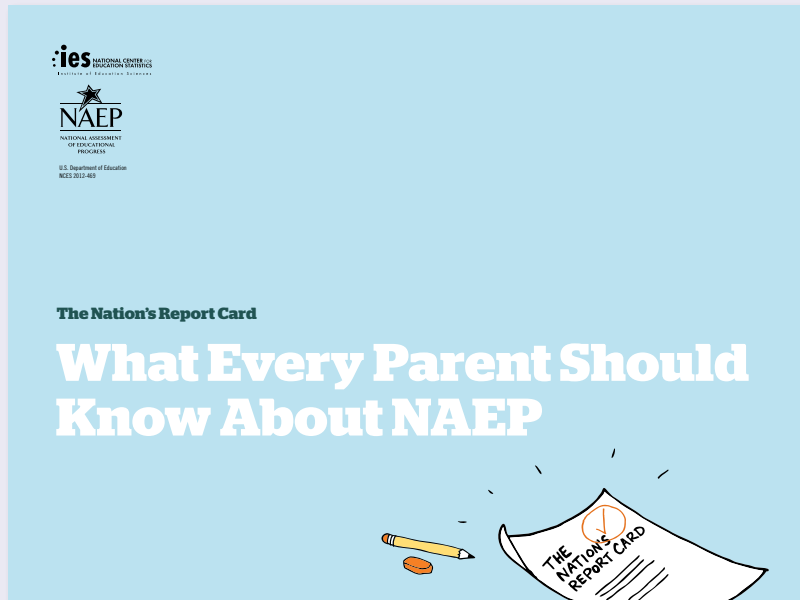


Get NAEP on the go with the *NAEP Results* mobile app!

Parent Brochure



Share this brochure with parents so they can discover more about the NAEP program and what the assessment will mean for their child.




You've probably heard of The Nation's Report Card.

It's a resource. It's a national wakeup call. It's a window into the state of our educational system and what students are learning.

It's more than just a test.

Today's students take tests for everything. **The National Assessment of Educational Progress (NAEP)**, though, is different. It's called The Nation's Report Card because it tells us how students across the country, not just in one particular school or state, are doing.



"The definitive source... for state-to-state comparisons in educational achievement..."

EDUCATION WEEK
Influencer: A Study of the Factors of Educational Achievement

"Only 12% of U.S. high school seniors are proficient in the legacy of America's past."




"...higher math scores are 'undoubtedly' a sign of the success of math instruction in classrooms..."

THE WALL STREET JOURNAL

"...urban school districts have steadily increased their scores since 2003..."

The Miami Herald



Everyone's talking about NAEP. As the largest national test, its results are found in the headlines of national and local news stories all over the country.

"NAEP is the gold standard of student assessments."

The Washington Post
The Washington Post editorial board

"Students taking the math exam who reported taking algebra I in eighth grade tended to outscore their peers who had not taken algebra I."

MILWAUKEE WISCONSIN JOURNAL SENTINEL

"The nation's report card on math and reading shows fourth- and eighth-graders scoring their best ever in math..."

ASHLEY & PARK PRESS

"Very few students have the advanced skills that could lead to careers in science and technology, according to the results of a national exam..."

"Today's NAEP results confirm that we have a crisis on our hands when it comes to civics education."

The New York Times

LANCASTER JOURNAL-WORLD

NAEP: The Big Picture

The Nation's Report Card opens the door for parents to understand how well children like theirs are doing compared to other students in:


- Participating large urban districts
- Other states
- The nation
- The rest of the world!



NAEP in a Nutshell

- It is often called the gold standard of tests and has been around since 1969.
- The subjects most frequently tested are math, reading, science, and writing.
- Not every student or every school takes the test.
- The results are anonymous and if your child is asked to take it, his or her grades won't be affected.
- Accommodations are provided so that as many students as possible can participate.

How would my child stack up?



Use real NAEP questions to find out.

After each test, dozens of NAEP sample questions are released with The Nation's Report Card to show how real students performed in that subject.

U.S. History

As part of the U.S. history assessment, students were asked the purpose of the Declaration of Independence.

34 percent of fourth-grade students answered correctly.

Mathematics

$$\begin{array}{r} 612 \\ - 972 \\ \hline 46 \\ \hline 926 \end{array}$$

As part of the math test, students were asked to subtract 46 from 972 and fill in their answer.

76 percent of fourth-grade students answered correctly.

I tried my best. Mom said it was important!

Give it a try. Test yourself!

Science

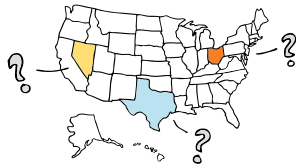
Lightning and thunder happen at the same time, but you see the lightning before you hear the thunder. Explain why this is so.

Do you know the answer? Find out online!

What do all of these NAEP results tell us about education?

See how your state measures up.

You can use NAEP results to compare your state to the nation, other states, and some large urban districts.



Go beyond the scores.

NAEP reports provide more than just results in school subjects and grades.

See See how students have performed over time, including by racial/ethnic groups and gender.

NAEP also looks at differences between the performances of groups of students, illuminating achievement gaps that exist among the nation's students.

Learn Learn which states are closing achievement gaps, and see whether your state is making progress.

NAEP examines the path to high school graduation by studying course-taking and grades of America's most recent high school graduates.

Find Out Find out if your child is prepared for the future.

Look at the full picture.

NAEP also looks at the factors that may be related to learning—both inside and outside the classroom.

- ★ Fourth-graders who reported **reading for fun almost every day** scored higher on NAEP.
- ★ The percentage of twelfth-grade students who reported **studying the U.S. Constitution** in 2010 was lower than in 2006.
- ★ Eighth-graders who reported **taking algebra I** scored higher on average than students taking lower-level courses.
- ★ Since 1990, more high school graduates from each racial/ethnic group **completed a rigorous curriculum**.
- ★ 90 percent of fourth-graders who took the NAEP reading assessment in 2011 reported that they **had a home computer**.
- ★ More than any other single subject, **science was the key to reaching a higher curriculum level**.



NAEP Sparks Change Across the Country

Detroit, Michigan



In 2009, the NAEP assessment revealed that Detroit schoolchildren ranked the lowest in the nation in both grades 4 and 8. In response to the alarming results, *The Detroit Free Press* partnered with Detroit Public Schools (DPS) to create and implement a new reading initiative, *The Call to Action for a new Reading Corps*, which encouraged citizens to volunteer 100,000 hours collectively to tutor reading in DPS schools.

North Carolina



In 2005, results from the NAEP reading assessment revealed that eighth grade students in North Carolina scored below the national average. In response, the state deployed more than 200 literacy coaches to middle schools around the state to help teachers reach students with reading difficulties before they made the transition to high school.

**Visit The Nation's Report Card online.
www.nces.ed.gov/nationsreportcard**

Dig deeper into topics such as:

- How your child was selected
- NAEP accommodations
- NAEP scoring

Stay involved! Connect with NAEP online to be the first to know about upcoming assessments and reports.



This document was prepared for the National Center for Education Statistics under Contract No. ED-07-DD-0338 with Hager Sharp.

www.ed.gov



ies.ed.gov

Parent Brochure

Video



Give parents a “virtual video tour” that brings the NAEP parent brochure to life!

The Big Picture

You've probably heard of The Nation's Report Card.

It's a resource. It's a national wakeup call. It's a window into the state of our educational system and what students are learning.

It's more than just a test.

Today's students take tests for everything. The National Assessment of Educational Progress (NAEP). Through it, different states compare The Nation's Report Card to see how they are doing across the country and how they compare to other states. In some particular education areas are doing.

Your State!

MD

the world

The Nation's Report Card

...diverse source... for state-to-state comparisons in educational achievement...

EDUCATION WEEK
Source: A Study of the Factors of Educational Achievement

"Only 12% of U.S. high school seniors are proficient in the legacy of America's past."

ABC NEWS

"...higher math scores are 'undoubtedly' a sign of the success of math instruction in classrooms..."

THE WALL STREET JOURNAL

"...urban school districts have steadily increased their scores since 2003..."

The Miami Herald



"The nation's report and reading show eighth-graders best ever in math"

ASHLEY'S PAPER PRESS

"Today's NAEP results confirm that we have a crisis on our hands when it comes to civics education"

The New York Times

Everyone's talking about NAEP. As the biggest national test, its results are found in the headlines of national and local news all over the country.



**NAEP 2017 Notification Letter From
NAEP STATE COORDINATOR TO SCHOOL PRINCIPAL: For Writing Comparability Study Schools**
Red text should be customized before mail merge; **highlighted text** represents mail merge fields

Dear Principal,

I am pleased to inform you that **school name** has been selected to represent schools across the nation by participating in the 2017 administration of the National Assessment of Educational Progress (NAEP). NAEP is the largest nationally representative and continuing assessment of what students in the United States know and can do in various subjects. It is administered by the National Center for Education Statistics (NCES), within the U.S. Department of Education.

As part of the NAEP 2017 program, students will participate in a study by taking a writing assessment. NAEP is administering the assessment via both tablets and laptops to evaluate any differences in student performance. In your school, grade 8 students will use laptops provided by NAEP to complete the assessment. Results from the study will not be released, but will be used to inform future NAEP assessments.

For now, I am writing only to notify you of the assessment. In June, I will send you an assessment date. If the date presents a conflict for your school, we will work together to identify an alternate. Our goal is to schedule the assessment prior to the beginning of the school year so that you may include it on your 2016-2017 school calendar.

At the beginning of the school year, I will send you detailed assessment information and will ask you to identify a school coordinator, **provide a student list**, and submit additional information. NAEP representatives will provide significant support to your school, bring all materials and equipment, including the laptops, and administer the assessment. Outlined below is a broad overview of the assessment:

- **Subjects:** Writing
- **Grade:** 8
- **Sessions:** Two sequential sessions of approximately 15 students each
- **Session Duration:** Approximately 120 minutes for students, including transition time and instructions
- **Assessment administrator:** NAEP representatives
- **Assessment window:** **(Month/Day – Month/Day, Year)**

More information about NAEP can be found in the enclosures listed below and at <http://nces.ed.gov/nationsreportcard/about/schools.asp>. If you have questions, please contact me at **telephone number** or via email at **email address**.

Our chief state school officer, **name**, and your district superintendent, **name**, support NAEP and look forward to your school's participation. We know that we can count on you to help reach our goal of 100 percent participation.

Sincerely,

NAEP State Coordinator

Enclosures: *Facts for Principals, Writing Comparability Study*


CC: District Test Director

**Appendix D-21: NAEP Facts for Principals Brochure,
Writing Comparability Study**

NAEP 2017

Facts for Principals

Writing Comparability Study



NAEP is an integral part of education in the United States.

- ▶ Elected officials, policymakers, and educators all use NAEP results to develop ways to improve education.
- ▶ NAEP is a congressionally mandated project administered by the National Center for Education Statistics, within the U.S. Department of Education and the Institute of Education Sciences.
- ▶ NAEP serves a different role than state assessments. While states have their own unique assessments with different content standards, the same NAEP assessment is administered in every state, providing a common measure of student achievement.
- ▶ Depending on the type of NAEP assessment that is administered, the data can be used to compare and understand the performance of demographic groups within your state, the nation, other states, and districts that participate in the Trial Urban District Assessment (TUDA).
- ▶ To provide a better understanding of educational experiences and factors that may be related to students' learning, students, teachers, and principals who participate in NAEP are asked to complete contextual questionnaires.

"As an assistant principal and school assessment coordinator who has experienced NAEP at two schools, I enjoyed working with the NAEP representatives. Their professionalism, responsiveness, and guidance made life simple for me and my students."

- Timothy Fifer, Assistant Principal, Delta Middle School, Delta County School District, CO

The National Assessment of Educational Progress (NAEP) is the largest nationally representative and continuing assessment of what our nation's students know and can do in subjects such as civics, geography, mathematics, reading, U.S. history, and writing. The results of NAEP are released as The Nation's Report Card.

NAEP is designed to be minimally disruptive to schools, and NAEP representatives will provide significant support to your school on assessment day. As principals, you make an important contribution to the program by selecting and empowering a NAEP school coordinator, meeting with teachers and students who will participate in the assessment, and encouraging your students to participate and do their best. You are essential partners in NAEP. When students participate and give their best effort, we get the most accurate measure possible of student achievement across the country.

The first operational writing digitally based assessment was administered on laptops in 2011. However, the writing assessment will shift delivery mode from laptops to tablets for the 2017 operational administration. As part of the NAEP 2017 program, a writing comparability study will be administered to a sample of approximately 3,000 grade 8 students in 120 schools. The study includes administering writing tasks via laptop to help NAEP evaluate any differences in student performance between tablet and laptop administrations. The study administration will be conducted from April 24 to May 19, after the main NAEP assessment window. NAEP representatives will bring all necessary materials and equipment to schools on assessment day and administer the assessment to two groups of up to 15 students each. Schools will only need to provide space for students to take the assessment, desks or tables, and an adequate number of electrical outlets in the assessment location. Schools will not need to provide internet access.



For more information about NAEP, visit:
www.nces.ed.gov/nationsreportcard

It's important to know...

NAEP was first administered in 1969 to measure student achievement nationally. In 1990, NAEP was administered at the state level for the first time. Students in grades 4 and 8 are currently assessed at the national and state level in mathematics and reading every 2 years and in other subjects in alternating years. In 2002, NAEP began the TUDA program, which measures what students know and can do in some of the nation's large urban districts. Students, teachers, and schools are asked to complete a questionnaire in order to provide a more complete understanding of the results and overall student performance. NAEP is not designed to collect or report results for individual students, classrooms, or schools.

Special studies are also conducted periodically. They are administered as part of NAEP and often involve special data collection procedures in the field, secondary analyses of NAEP results, and evaluations of various technical procedures.

NAEP is considered the gold standard of assessments because of its high technical quality. From the development of frameworks and questions to the reporting of results, NAEP represents the best thinking of assessment and content specialists, state education staff, and teachers from around the nation. NAEP is a trusted resource that measures student progress and helps inform policy decisions that improve education in the United States.

NAEP reports on results for different demographic groups rather than for individual students or schools. NAEP uses a carefully designed sampling process to ensure that the schools and students selected are representative of schools and students across the United States. To ensure that the sample represents all students in the nation's schools, NAEP allows a broad range of accommodations for students with disabilities and English language learners.

NAEP is designed to cause minimal disruption of classroom instruction. It takes up to 120 minutes for students to complete NAEP assessment activities, including transition time and directions and completion of a student questionnaire. Teachers do not need to prepare their students to take the assessment but should encourage them to do their best. NAEP representatives provide significant support to your school by working with the designated coordinator in your school to organize assessment activities.

NAEP items can be used as a helpful educational resource in the classroom. Teachers and district staff can use the NAEP Questions Tool at <http://nces.ed.gov/nationsreportcard/nqt> to see how students' performance compares nationally on specific items. Released NAEP items come with a scoring guide, sample student responses, and performance data.

District and school staff can also

- ▶ view results for the nation, states, and selected districts over time,
- ▶ compare results for various demographic groups, and
- ▶ access information designed for teachers, students, and parents.

Visit the NAEP website at <http://nces.ed.gov/nationsreportcard> to access this information and more.



Get NAEP on the go with the **NAEP Results** mobile app
Download it today on the iTunes or Google Play stores


Find us on:



**Appendix D-22: NAEP in Your School Brochure,
Writing Comparability Study**

NAEP 2017 In Your School

Writing Comparability Study



WHAT IS NAEP?

The National Assessment of Educational Progress (NAEP) is an essential measurement of student achievement in the United States.

- ▶ First administered in 1969, NAEP is the largest continuing and nationally representative assessment of what our nation's students know and can do in core subjects, such as civics, geography, mathematics, reading, U.S. history, and writing.
- ▶ The schools and students participating in NAEP represent other schools and students across the country.
- ▶ NAEP is considered the gold standard of assessments because of its high technical quality. From developing frameworks and questions to the reporting of results, NAEP represents the best thinking of assessment and content specialists, state education staff, and teachers from around the nation.
- ▶ NAEP monitors academic progress over time and reports on student achievement nationally. The results are released as The Nation's Report Card.

The NAEP writing comparability study will be administered to a sample of eighth-grade students in your school between April 24 and May 19, 2017.

The first writing digitally based assessment was administered on laptops in 2011. However, the writing assessment will shift delivery mode from laptops to tablets in 2017. The comparability study includes administering writing tasks via laptop to help NAEP evaluate any differences in student performance between tablet and laptop administrations.

Information collected from the study is part of an effort to adjust to ongoing shifts in digital technologies that will characterize digitally based assessments.

What is involved?

Students will spend approximately 120 minutes participating in the study, including transition time, directions, and responding to writing tasks. They will also be asked to complete a questionnaire that aims to get a better understanding of their educational experiences, such as the amount of writing they do and the types of classes they take.

The school principal and grade 8 teachers will also complete a questionnaire. These questionnaires are designed to help provide contextual information for the results, as well as information about factors that may be related to students' writing achievement.

Additional information will be collected about how selected students with disabilities and English language learners might participate in the assessment.

How many students will be assessed?

Nationally, approximately 3,000 students will be assessed in eighth grade.



For more information about NAEP, visit:
www.nces.ed.gov/nationsreportcard

It's important to know...

Who will be responsible for coordinating and administering NAEP?

Your NAEP State Coordinator, NAEP representatives, and school staff will work together to coordinate and administer the assessment. A staff person in your school will need to be assigned to serve as the school coordinator and be the primary contact for the assessment. This person should be:

- ▶ familiar with how students participate in statewide assessments; and
- ▶ comfortable using a computer to collect and enter student information online.

The NAEP State Coordinator works at your state Department of Education and will be responsible for:

- ▶ working with schools to confirm the assessment date;
- ▶ communicating with principals about the importance of NAEP and student participation;
- ▶ providing schools with instructions for preparing a list of eighth-grade students and information about notifying parents of participating students;
- ▶ providing guidance for including students with disabilities and English language learners; and
- ▶ responding to questions from the school community throughout the assessment period.

NAEP representatives employed by a U.S. Department of Education contractor to work directly with schools will be responsible for:

- ▶ selecting a random sample of students from the school list of eighth-graders;
- ▶ verifying information that the school coordinator has provided via the MyNAEP website, which will serve as the primary resource and action center throughout the NAEP assessment process;
- ▶ working with the school coordinator to finalize assessment logistics;
- ▶ bringing all assessment materials to the school on the scheduled day; and
- ▶ conducting the assessment.

Each principal will be responsible for:

- ▶ assigning a school staff member to serve as school coordinator;
- ▶ including the NAEP assessment date on the school calendar;
- ▶ empowering the designated school coordinator to work with the NAEP representative and NAEP State Coordinator to prepare for the assessment; and
- ▶ informing school staff and students about NAEP and why student participation is critically important.

The school coordinator will be responsible for:

- ▶ confirming the scheduled assessment date with the NAEP State Coordinator;
- ▶ registering for the MyNAEP website and providing information about the school;
- ▶ overseeing the submission of an electronic list of fourth- or eighth-grade students;
- ▶ using the MyNAEP website to prepare for the assessment;
- ▶ informing parents of the assessment (more information will be provided on how to complete this task);
- ▶ communicating with the NAEP representative to finalize assessment preparations;
- ▶ organizing the availability of school space for the assessment, including room(s), desks or tables, and an adequate number of electrical outlets in the assessment location (the school will not need to provide Internet access); and
- ▶ collaborating with school staff to ensure a high rate of student participation.

Detailed information about the school coordinator's responsibilities will be sent at the beginning of the school year.



Get NAEP on the go with the *NAEP Results* mobile app
Download it today on the iTunes or Google Play stores

Find us on:

