

How to Use This Document

These instructions are for the Arts Education discipline. For more information, see here ([LINK TO DISCIPLINE LANDING PAGE](#)). If you are applying in a different Art Works discipline, [please refer to their instructions](#), as instructions vary by discipline.

NOTE: You will only be able to complete this part of the application process if you have submitted an SF-424 form through Grants.gov by the appropriate deadline. Please see <https://www.arts.gov/grants-organizations/art-works/arts-education/step-1-submit-sf-424-to-grants-gov> for more information.

This document will guide you through completing [Step 2 of the Art Works application process](#); it contains detailed instructions for completing the Grant Application Form in NEA-GrantsOnline (NEA-GO). Please review all sections of this document to see the required fields needed to complete the application, along with detailed instructions on what you should include in each section. This document will also include any specifications about your material (e.g., character limits for narrative responses, acceptable work sample formats). For your application to be considered complete, every item that is required **MUST** be included in your application.

You will not have access to enter information into the online Grant Application Form until NEA-GO is available. However, you should **prepare your responses and material well in advance of the Step 2 deadline** and have them fully ready to upload once NEA-GO opens.

First Art Works Deadline:

Step 1 - Submit SF-424 to Grants.gov	February 16, 2017
Step 2 - Submit Materials to NEA-GO	February 23, 2017 to 11:59 p.m., Eastern Time on March 2, 2017

Second Art Works Deadline:

Step 1 - Submit SF-424 to Grants.gov	July 13, 2017
Step 2 - Submit Materials to NEA-GO	July 20, 2017 to 11:59 p.m., Eastern Time on July 27, 2017

View Application Data

This section is the first screen you will see when you open the GAF. It cannot be edited; it is autopopulated with information you entered on the SF-424 form that was submitted to Grants.gov. If you find any incorrect information on this page, please [contact](#) the staff.

Part 1: Organizational Information

You will be asked to provide the following information in this section:

Legal Name (should match SF-424)

Popular Name (if different)

For this application, are you serving as the Parent of an Independent Component (before choosing, [see the definition](#) of official Independent Component status: Y/N)

Mission of Your Organization (500 Character Limit, including spaces)

Summary of the background/history of your organization (2,000 Character Limit, including spaces)

Organization Budget

Budget Form: Complete this section using figures for the most recently completed fiscal year, the previous fiscal year, and the fiscal year prior to that.

Sample View of Organizational Budget Form:

	Most Recently Completed FY	Previous FY	Two FYs Prior
FY End Date (MM/DD/YYYY)			
Income			
Earned			
Contributed			
TOTAL INCOME	\$ 0	\$ 0	\$ 0
Expenses			
Artistic Salaries			
Production / Exhibition / Service Expenses			
Administrative Expenses			
TOTAL EXPENSES	\$ 0	\$ 0	\$ 0
Operating Surplus / Deficit	\$ 0	\$ 0	\$ 0

In addition to the line items above, Cumulative Surplus/Deficit also will appear. PLACE HOLDER FOR DEFINITION OF CUMULATIVE SURPLUS/DEFICIT.

When completing this form you'll use the line items below for each fiscal year. Unaudited figures are acceptable. And figures that amount to \$0 are acceptable in cases where organizations do not have a budget line for that particular figure.

Income

- **Earned:** Revenues that are received through the sale of goods, services performed, or from investments. Examples: ticket sales, subscription revenue, contractual fees, interest income.
- **Contributed:** Gifts that are received which are available to support operations. Examples: annual fund donations, grants for general operating or project support, in-kind contributions.

Expenses

- **Artistic Salaries:** Costs that are directly related to the creation, production, and presentation of art work. Examples: fees for dancers, choreographers, actors, curators, artistic directors, contributors to literary publications. Include arts personnel that are on your staff as well as those that are paid on a contract or fee basis.

- **Production/exhibition/service expenses:** All program or service delivery costs, excluding artistic salaries and fees that are listed above. Examples: research expenditures; presentation costs; costs of sets, costumes, and lighting; publication costs of catalogues or literary magazines.
- **Administrative expenses:** All other costs that are incurred during the normal course of business. Examples: outside professional non-artistic services, space rental, travel, marketing, administrative salaries, utilities, insurance, postage.

NOTE: The figures are subject to verification by the National Endowment for the Arts.

If you are a parent organization, provide this information for the independent component on whose behalf you are applying (e.g., for a university project, provide the information for the independent component, not the entire university). *Academic departments within universities and colleges are **not** considered independent components.* For independent components, you may use the space to discuss the fiscal health of your organization to explain the relationship that the independent component has with the larger entity (e.g., "museum guards and utilities paid for by university"). If your organization is a smaller entity that exists within a larger organization (such as literary organization housed at a college or university), submit information for the smaller entity and follow the instructions for parent organizations and independent components.

This is intended to show your organization's fiscal activity as it relates to operations. Do not include activity related to a capital campaign (such as raising money for a new facility, an endowment fund, or a cash reserve fund). You will be given an opportunity to explain and discuss the fiscal health of your organization, including identifying the source of the activities, as needed. We may request additional information to clarify an organization's financial position.

Fiscal Health: Discuss the fiscal health of your organization. In addition, you must explain: 1) any changes of 15% or more in either your income or expenses from one year to the next, and 2) plans for reducing any deficit (include the factors that contributed to the deficit and its amount). (1,000 Character Limit, including spaces)


Programmatic Activity: Submit a representative list of your programmatic activities for the past three years/seasons.

This list should demonstrate eligibility (i.e., your organization's three-year history of programming) and the artistic excellence and merit of your organization. For the purpose of defining eligibility, "three-year history" refers to when an organization began its programming and not when it incorporated or received nonprofit, tax-exempt status. Where available, include arts or cultural programming that has a relationship to the project for which you are requesting support (e.g., show examples of previous festival programming if your project is for a festival). For projects that involve touring, list your organization's touring activities for the past three years/seasons.

You'll enter your information this way:

- Year 1


- Representative examples:



(3,500 Character Limit, including spaces)

- Year 2


- Representative examples:



(3,500 Character Limit, including spaces)

- Year 3

- Representative examples:



(3,500 Character Limit, including spaces)

Programmatic Activity notes: Provide any notes about your programmatic activity. (1,000 Character Limit, including spaces)

Part 2: Project Information

NEA Discipline for Proposed Project: This refers to the artistic discipline associated with your project, not necessarily your organization as a whole. Choose the artistic discipline carefully because your selection will determine which panel of experts will review your proposal. In limited cases, staff may transfer an application to a discipline other than the one that was selected by the applicant to ensure appropriate panel review. However, we cannot guarantee that an application will be transferred in all cases where this might be desirable. [Contact us](#) if you have any questions about which discipline is most appropriate for your project. Each discipline has different instructions. Be sure to download the instructions according to the discipline that best suits your project.

Choose: **Arts Education**

You have identified the primary discipline of your proposed project as Arts Education; select one additional discipline that describes this project: [only visible to those that select Arts Ed for the previous question]

- Dance
- Design
- Folk & Traditional Arts
- Literature
- Local Arts Agencies
- Media Arts
- Museums
- Music
- Musical Theater
- Opera
- Presenting & Multidisciplinary Works
- Theater
- Visual Arts

Project Activities

Project Title: If your project title has changed since you submitted your SF-424 through Grants.gov, provide a new project title in the text field below. Text cannot be formatted (e.g., bold, italics). If you have no changes, leave the text as is. Do not type "N/A" as this will replace the previously submitted project title.

Project Description: If your project description has changed since you submitted your SF-424 through Grants.gov, provide a new description in the text field below. Text cannot be formatted (e.g., bold, italics). If you have no changes, leave the text as is. Do not type "N/A" as this will replace the previously submitted project description.

Major Project Activities: This serves as the project narrative. Describe the proposed project. Be as thorough and specific as possible about the activities that will take place during the allowable project period. Where relevant, include information on any additional public components such as educational or outreach activities associated with the project. Do not describe unrelated organizational programming. If applicable, identify any works of art that will be central to the project and the reason for their selection. (4,000 Character Limit, including spaces)

Selection of Key Organizational Partners: If your project involves organizational partners, describe the process and criteria for the selection of key organizations. Where relevant, describe their involvement in the development of the project to date. Where they remain to be selected, describe the selection procedures that you plan to follow and the qualifications that you seek. An organizational partner is an outside entity that will provide resources (other than money) to support the project. Because all NEA projects require matching resources from non-federal sources, organizations that only provide money are not considered partners. Funders are not excluded from being partners, but they must also supply human resources or information capital, or actively participate in another way. (1,000 Character Limit, including spaces)

Description of Key Organizational Partners: Include brief, current descriptions of the key organizational partners and their proposed role in the project. You may include up to 10.

- **Organization Name**
- **Proposed or committed?** Select answer from drop-down.

Description of the Organization (500 Character Limit, including spaces)

Selection of Key Individuals: Briefly describe the process and criteria for the selection of key individuals that will be involved in this project (e.g. primary artist(s), project director, artistic director, executive director, teaching artist, curator, editor, folklorist, conductor). Where relevant, name the key individuals and describe their involvement in the development of the project to date. Where they remain to be selected, describe the procedures that you plan to follow and the qualifications that you seek. (1,000 Character Limit, including spaces)

Bios of Key Individuals: Include brief, current biographies of the key individuals. You may include up to 5.

- **First Name**
- **Last Name** (Use this field for artistic group names or single names)
- **Proposed or committed?** Select answer from drop-down.
- **Bio.** including the proposed role in the project (1,000 Character Limit, including spaces)

Schedule of Key Project Dates: Describe the significant dates in the project. If you include activities that occur before the earliest allowable start date (January 1, 2018, if you apply at the February 16, 2016, deadline or June 1, 2018, if you apply at the July 13, 2017, deadline), indicate by adding an asterisk (*) and make sure that those activities and costs are not included on the Project Budget form. (1,500 Character Limit, including spaces)

Promotion & Publicity: Briefly describe your plans for promoting and/or publicizing the project. (1,000 Character Limit, including spaces)

Performance Measurement: How will you measure the success of your project? Describe any plans you have for program evaluation, for working collaboratively with researchers, strategic consultants, program evaluators, and/or any other plans for performance measurement related to the project. (1,000 Character Limit, including spaces)

Please see "[Program Evaluation Resources](#)" for additional information.

Intended Audience/Participants/Community: Who will benefit from the project and how? (2,000 Character Limit, including spaces)

Discipline-Specific Items

Leave these fields blank. Please upload Special Items as separate PDF documents. (See Part 4: Items to Upload.)

Part 3: Project Budget

NOTE: Organizations cannot receive more than one National Endowment for the Arts grant for the same expenses. This budget cannot include project costs that are supported by any other federal funds or their match, including costs that may be included in applications submitted, or grants received, by partner organizations or presenters.

Your **Project Budget** should reflect only those activities and associated costs that will be incurred during the "Period of Performance" that you have indicated for your project. Any costs incurred before or after those dates will be removed. REMINDER: The earliest allowable project start date is January 1, 2018, if you apply at the February 16 deadline, or June 1, 2018, if you apply at the July 13 deadline.

All items in your budget, whether supported by NEA funds or your cost share/matching funds, must be reasonable, necessary to accomplish project objectives, allowable in terms of the NEA General Terms and Conditions, and adequately documented.

Applicants whose projects are recommended for grants will be asked to update the project budget.

The Project Budget on the Grant Application Form allows unlimited characters in the line items descriptions. However, if you exceed the character maximums outlined in bold below, your text will be automatically cut off and not be seen by NEA staff or reviewers.

EXPENSES

DIRECT COSTS are those that are identified specifically with the project during the period of performance, and are allowable. Be as specific as possible.

1. **DIRECT COSTS: Salaries and wages** cover compensation for personnel, administrative and artistic, who are paid on a salary basis. (Funds for contractual personnel and compensation for artists who are paid on a fee basis should be included in "3. Other expenses" on the Project Budget form, and not here.) Indicate the title and/or type of personnel (40 characters maximum), the number of personnel (30 characters maximum), the annual or average salary range (40 characters maximum), and the percentage of time that will be devoted to the project annually (30 characters maximum). List key staff positions, and combine similar functions. Where appropriate, use ranges. If the costs for evaluation and assessment are part of staff salary and/or time, separately identify those costs.

Salaries and wages for performers and related or supporting personnel must be estimated at rates no less than the prevailing minimum compensation as required by the Department of Labor Regulations. (See "**Legal Requirements**" for details.) NEW: Awards that the NEA makes after December 26, 2014, now allow the following:

Salaries/wages/fringe benefits incurred in connection with fundraising specifically for the project. These costs must be incurred during the NEA project period of performance, and be approved as allowable project expenses by the agency.

Fringe benefits are those costs other than wages or salary that are attributable to an employee, as in the form of pension, insurance, vacation and sick leave, etc. They may be included here only if they are not included as indirect costs.

Sample View of Salaries and Wages Form:

Costs

1. Direct Costs: Salaries and wages				
TITLE AND/OR TYPE OF PERSONNEL	NUMBER OF PERSONNEL	ANNUAL OR AVERAGE SALARY RANGE	% OF TIME DEVOTED TO THIS PROJECT	AMOUNT
Total Salaries and wages (a):				0
Fringe Benefits				
Total fringe benefits (b):				
Total salaries and fringe benefits (a + b):	0			

- DIRECT COSTS: Travel** must be estimated according to the applicant's established travel practice, providing that the travel cost is reasonable and does not exceed the cost of air coach accommodations. Limit your descriptions to these character maximums: # of Travelers = 20 characters; From = 50 characters; To = 50 characters. Include subsistence costs (e.g., hotels, meals) as part of the "Amount" listed for each trip, as appropriate. Foreign travel, if any is intended, must be specified by country of origin or destination and relate to activity outlined in your narrative. Foreign travel also must conform with government regulations, including those of the U.S. Treasury Department Office of Foreign Asset Control LINK. If National Endowment for the Arts funds are used for foreign travel, such travel must be booked on a U.S. air-carrier when this service is available. List all trips -- both domestic and foreign -- individually.

Sample View of Travel Form:

2. Direct Costs: Travel (include subsistence)			
# OF TRAVELERS	FROM	TO	AMOUNT
Total Travel			0

3. **DIRECT COSTS: Other expenses** include consultant and artist fees, contractual services, promotion, acquisition fees, rights, evaluation and assessment fees, access accommodations (e.g., audio description, sign-language interpretation, closed or open captioning, large-print brochures/labeling), telephone, photocopying, postage, supplies and materials, publication, distribution, translation, transportation of items other than personnel, rental of space or equipment, and other project-specific costs. List artist compensation here if artists are paid on a fee basis. For procurement requirements related to contracts and consultants, please review 2 CFR Part 200.317-.326 [LINK](#). Limit your descriptions to 100 characters maximum.

Television broadcast projects and educational/interpretive videos must be closed or open captioned. Applicants should check with captioning organizations for an estimate.

Clearly identify the rental of equipment versus the purchase of equipment. If you intend to purchase any equipment that costs \$5,000 or more per item and that has an estimated useful life of more than one year, you must identify that item here. Provide a justification for this expenditure either in this section of the Project Budget form or in your narrative. [Digital computers, mobile devices, or other new technologies](#) are considered supplies if less than \$5,000 per item regardless of the length of useful life.

If you engage in contracts of more than \$15,000, identify the item or service and its relation to the project.

4. **TOTAL DIRECT COSTS** is the total of all direct cost items listed in "1. Salaries and wages," "2. Travel," and "3. Other expenses."
5. **INDIRECT COSTS** are overhead or administrative expenses that are not readily identifiable with a specific project. (The costs of operating and maintaining facilities and equipment, depreciation or use allowances, and administrative salaries and supplies are typical examples of indirect costs.) Indirect costs are prorated or charged to a project through a rate negotiated with the National Endowment for the Arts or another federal agency (limit your description of Federal Agency to 50 characters). You are not required to have an indirect cost/facilities and administration rate to apply for or receive a grant. You may claim administrative costs or overhead as direct costs under "3. Other expenses." Alternatively, a non-federal entity that has never received a negotiated indirect cost rate may elect to charge a de minimis rate of 10% of modified total direct costs (MTDC). For more information see 2 CFR Part 200.414.f [LINK](#). However, you cannot claim both Indirect Costs and Administrative/overhead costs; you must choose one method or the other. If you have a negotiated rate and would like to include indirect costs, complete the information requested in this section. If you do not have or intend to negotiate an indirect cost rate, or do not plan to charge a de minimis 10% rate leave this section blank. Applicants may only apply a Research ICR for applications to the Research: Artworks program. For additional information, see "[Indirect Cost Guide for NEA Grantees](#)."

Sample View of Indirect Costs Form:

5. Indirect Costs (if applicable)	
Federal Agency:	
Rate (.0000):	
Base:	
Total Indirect Costs	0

6. **TOTAL PROJECT COSTS** is the total of "4. Total direct costs," and, if applicable, "5. Indirect costs." **NOTE:** "3. Total project income" must equal the "Total project costs." Your project budget should not equal your organization's entire operating budget.

INCOME

1. **AMOUNT REQUESTED FROM THE** National Endowment for the Arts: For Art Works, grants will generally range from \$10,000 to \$100,000. Do not request an amount below

\$10,000. Any requests below \$10,000 will be deemed ineligible and will not be reviewed. Be realistic in your request.

2. **TOTAL COST SHARE/MATCH FOR THIS PROJECT:** Because the National Endowment for the Arts cannot support more than 50% of a project's costs, we require each applicant to obtain at least half the total cost of each project from nonfederal sources. For example, if you receive a \$10,000 grant, your total project costs must be at least \$20,000 and you must provide at least \$10,000 toward the project from nonfederal sources. These matching funds may be all cash or a combination of cash and in-kind contributions as detailed below. Be as specific as possible. For projects that include additional partners, indicate on the form the portion of the match that is being contributed by each participant. Asterisk (*) those funds that are committed or secured.

Cash match refers to the cash donations (including items or services that are provided by the applicant organization), grants, and revenues that are expected or received for this project. Limit your descriptions to 100 characters maximum. Do not include any National Endowment for the Arts or other federal grants -- including grants from the NEH, ED, NPS, etc. -- that are anticipated or received. If you include grants from your state arts agency or regional arts organization as part of your match, you must ensure that the funds do not include subgranted federal funds. Identify sources. The National Endowment for the Arts allows the use of unrecovered indirect costs as part of the cash match or cost sharing. Your organization must have a federal negotiated indirect cost rate agreement to include unrecovered indirect costs.

In-kind: Donated space, supplies, volunteer services are goods and services that are donated by individuals or organizations other than the applicant (third-party). Limit your descriptions to 100 characters maximum. To qualify as matching resources, these same items also must be identified in the project budget as direct costs to ensure their allowability. In-kind items not reflected as direct costs will be removed from your budget. The dollar value of these non-cash donations should be calculated at their verifiable fair-market value. Identify sources. Reminder: Proper documentation must be maintained for all items noted as "in-kind."

3. **TOTAL PROJECT INCOME** is the total of "1. Amount requested from the National Endowment for the Arts" and 2. Total match for this project."

Sample View of Income Form:

Income

1. Amount Requested from NEA	
2. Total Match for this project ▼	
Cash ▼	Cash Amount
Total cash (a):	\$ 0
In-kind ▼	In-kind Amount
Total In-Kind (b):	\$ 0
Total match for this project (2a + 2b):	\$ 0
3. Total project income (1 + 2):	\$ 0

Part 4: Items to Upload

Upload your work samples, special items, and statements of support here.

Please arrange the items in the following order when uploading to NEA-GO:

- Video Work Samples
- Audio Work Samples
- Image Work Samples
- Other Types of Work Samples
- Statements of Support
- Discipline-Specific Items

Preparation

Below are the required items to upload to NEA-GO. These are a critical part of your application and are considered carefully during application review. Submit items in the format and within the space limitations described below. Only upload materials that we request. Other items that you include will not be reviewed.

Statements of Support

You must submit up to three statements of support that are directly related to the proposed project. Statements of support can demonstrate commitment from any combination of key artists, organizations, or communities that you wish to highlight. Statements of support are used by reviewers to assess the level of commitment of project participants and the impact of project activities. **Do not provide general statements of support for your organization.** Each statement should include the name, affiliation, phone number, and e-mail address of the individual who provided it. Submit all statements of support together as a single PDF file labeled "Statements of Support". Excess pages will be removed.

Discipline-Specific Items

If you are a single school that is applying as the local education agency (school district), submit a PDF file with documentation of your **authority to operate as the local education agency.**

NOTE: We do not make awards directly to individual elementary or secondary schools -- charter, private, or public. Local education agencies and school districts are eligible. If a single school also is the local education agency, as is the case with some charter schools, the school may apply with documentation that supports its status as the local education agency.

Work Samples

Applicants should submit no more than five work samples total. Each work sample format has limits stated below (e.g., documents must be no more than 12 pages and video should not exceed ten minutes). Excess work samples, and work samples that go beyond these limits, will not be reviewed. Panelists will spend no more than 20 minutes reviewing **all** work samples combined.

- Samples should not be more than three years old.
- They should be as relevant to the project as possible and reflect the project type you have chosen: Direct Learning, Professional Development, or Collective Impact. They should concisely communicate the exemplary quality of your project.

Work samples may include:

- **Student work.** Where appropriate, work samples should show student work and convey the actions or reactions of the youth to the arts learning engagement. It is important to demonstrate the process of learning as well as the finished product. In your work sample description, identify the age or grade of the youth; whether they are beginning, intermediate, or advanced students, or a combination thereof; and the context for the work including the chronological point in the project that is represented (e.g., start-of-year class, mid-session workshop, year-end program).
- **Artist/teaching artist work.** Wherever possible, work samples should demonstrate the experience and skills of the proposed artists/teachers who will be working with the participants in the proposed project. Submit work samples that demonstrate the quality of the instruction.
- **Curriculum units or lesson plans.** Include an explanation of their relevance to the project and to the other work samples submitted.
- **Assessment/evaluation documentation.** Include any assessment tools you may use in the project, e.g., rubrics, surveys, evaluation forms, student journal samples, final evaluation reports, or other relevant documentation. Arts Education grantees who apply for a Direct Learning Grant will be required to describe the methods used to assess learning, and they may submit any tools used to assess learning with their Final Report.
- **Other work** that is relevant to the project.

For an existing project, submit work samples that show the same project in the past. If the project is new, work samples should demonstrate past experience with related activities.

We will accept the following:

Type	Video	Audio	Images	Documents	Websites
Max. #	Submit no more than five work samples total				
Max. Time Each Sample Panelists will review up to 20 minutes of work samples	10 minutes each	10 minutes each			
Max. Size Each Sample 250 MB for all work samples combined	250 MB	5 MB	5 MB/up to 12 images	5 MB/up to 12 pages each	5 MB
File Types	avi, flv, mov, mp4, mpeg, rm, and wmv; or PDF with links	mp3, wma, wav, aac, mid, midi, mpa, and ra; or PDF with links	jpeg, gif, bmp, png, and tif; or PDF with images	PDF	PDF with links

Information About Uploaded Items

For each item that you upload, you will find a descriptive field into which you will enter the following information, as appropriate:

Title box:

This title must not contain an apostrophe (if you use one your item will not upload). Title each item with a unique name.

- For your statements of support and special items, simply state the type of item (e.g., Statements of Support).

- For video/audio/digital image/website/document work samples, state the title of the work or organization represented by the work sample.

Description box:

For your statements of support and special items, simply state the type of item.

For video/audio/digital image/website/document work samples:

- **Description of the work or activity**, including artists and titles of work where relevant.
- **Date** of the work or activity.
- **Relevance** of the work sample to the project for which you are requesting support. Identify the age or grade of the youth; whether they are beginning, intermediate, or advanced students, or a combination thereof; and the context for the work including the chronological point in the project that is represented (e.g., start-of-year class, mid-session workshop, year-end program).
- For audio and video samples, **length of the sample**. (Ten minutes is the maximum.)

Applicants submitting multiple websites or multiple images on a PDF should include the relevant information from above with each website or image in the PDF. The descriptive field for the file should provide a brief overview of the group of images or websites as a whole.

Additional Guidance for Video Samples

Video samples are an especially effective way to convey artistic excellence and merit for Direct Learning and Professional Development projects.

Submit:

- One video sample, no longer than ten minutes in length. Suggested length is five to six minutes.

OR

- A collection of videos with a combined viewing time of no more than ten minutes. Suggested length is five to six minutes.

You may submit links to video samples in a PDF file, or upload video files directly to NEA-GO.

If you submit a link:

Submit a PDF with a clickable link to the website. If you are including more than one website list them all on a single PDF. For each site, list the URLs for pages to be shown; include any necessary information on required plug-ins, passwords, or navigation paths. Do not submit links to sites that require work samples to be downloaded (e.g., Dropbox).

If you upload directly to NEA-GO:

In order to be uploaded, videos must meet the following minimum requirements:

- Resolution: At least 480 x 360
- Frames per second (fps): At least 12

You can often check the resolution of a video as follows. In Windows environments, find the file on your computer, right click it, and select "Properties." On a Mac, hold the Control key, and click on the file name. Select "Get Info" and the information should display. Most videos are a standard 29 frames per second.

While the above requirements are the minimum, submitting your video in the mp4 (H.264) format at 640 x 480 with mp3 audio will allow for efficient uploading while showing your clips to best advantage. If your video doesn't meet the minimum resolution requirements above, there are a number of software programs you can use to convert your video.

Additional Guidance for Audio Samples

Submit:

- One audio sample, no longer than ten minutes in length. Suggested length is five to six minutes.

OR

- A collection of audio samples with a combined time of no more than ten minutes. Suggested length is five to six minutes.

You may submit links to audio samples in a PDF file, or upload audio files directly to NEA-GO.

If you submit a link:

Submit a PDF with a link to the website. If you are including more than one website list them all on a single PDF. For each site, list the URLs for pages to be shown; include any necessary information on required plug-ins, passwords, or navigation paths. Do not submit links to sites that require work samples to be downloaded (e.g., Dropbox).

Additional Guidance for Digital images

We recommend that you combine all of your images into a single PDF file. Image size should be consistent; 800 x 600 pixels is suggested. Images should be captioned. Do not submit PowerPoint or Word documents.

Additional Guidance for Documents

Submit documents that directly relate to the proposed project. Examples of documents or excerpts of documents may include sample lesson plans, teachers' guides, sample curricula, syllabi, program evaluation or student assessment methods, or documentation of past evaluation or assessment efforts, and publications.

If you have to scan material, please follow the guidance below:

- Scan images at a resolution of 300 dpi. Resolutions over 300 dpi will result in unnecessarily large files.
- Experiment with the JPEG quality settings. Saving the document as a "medium quality" or "low quality" JPEG will reduce the file size, and is not likely to reduce readability.

When you have scanned the images, combine them into a single PDF file. **Do not submit a separate file for each scan.** Do not submit Word, PowerPoint, or Excel documents.

Additional Guidance for Websites

- Do not submit your organization's general website. Only submit a website that is an essential part of the proposed project.
- If you are including more than one website, list them all on a single PDF. For each site, list the URLs for pages to be shown; include any necessary information on required plug-ins or passwords.
- Provide navigation instructions to locate relevant information on the site.
- Do not submit links to sites that require work samples to be downloaded (e.g., Dropbox).
- NOTE: If you provide links to works samples -- video samples, documents, digital images, or audio samples -- the same limits on work samples uploaded directly to NEA-GO apply to those provided via links.

Project Updates

If new information that significantly affects your application (including changes in artists or confirmed funding commitments) becomes available after your application is submitted, please send that information immediately to the specialist for the field/discipline of your project. Include your organization's name and application number on any such submission. No changes in or revisions to your application can be made through Grants.gov.

Part 5: Organization & Project Profile

The National Endowment for the Arts collects basic descriptive information about all applicants and their projects. The information that follows will help the NEA to comply with government reporting requirements, and will be used to develop statistical information about the organizations and projects it funds to report to Congress and the public. **Your responses will not be a factor in the review of your application.**

Applicant Organization Discipline: Select the primary discipline that is most relevant to your organization. This refers to the primary artistic emphasis of your organization. You will **choose one** from the following:

- Artist Community
- Arts Education Organization
- Dance
- Design
- Folk & Traditional
- Literature
- Local Arts Agency
- Media Arts
- Museums
- Music
- Musical Theater
- Opera
- Presenting & Multidisciplinary Work Organization
- Theater
- Visual Arts
- None of the Above

You will also have the option of selecting two additional disciplines for your organization, though this is not required.

Applicant Organization Description: This section asks for the description that most accurately describes your organization. You will **choose one** from the following:

- Artists' Community, Arts Institute, or Camp
- Arts Center
- Arts Council / Agency
- Arts Service Organization
- College / University
- Community Service Organization

- Fair / Festival
- Foundation
- Gallery / Exhibition Space
- Government
- Historical Society / Commission
- Humanities Council / Agency
- Independent Press
- Library
- Literary Magazine
- Media-Film
- Media-Internet
- Media-Radio
- Media-Television
- Museum-Art
- Museum-Other
- Performance Facility
- Performing Group
- Presenter / Cultural Series Organization
- Religious Organization
- School District
- School of the Arts
- Social Service Organization
- Union / Professional Association
- None of the Above

You will also have the option of selecting two additional descriptions for your organization, though this is not required.

Project Activity Type: Select the option that best describes the type of project you are proposing:

- **Apprenticeship**
- **Arts Instruction** Includes lessons, classes and other means to teach knowledge of and/or skills in the arts
- **Artwork Creation** Includes media arts, design projects, and commissions
- **Audience Services** (e.g., ticket subsidies)
- **Broadcasting** via TV, cable, radio, the Web, or other digital networks
- **Building Public Awareness** Activities designed to increase public understanding of the arts or to build public support for the arts
- **Building International Understanding** Includes activities that either bring international art and/or artists to the U.S. or bring American art and/or artists to other nations
- **Concert/Performance/Reading** Includes production development

- **Curriculum Development/Implementation** Includes design, implementation, distribution of instructional materials, methods, evaluation criteria, goals, objectives, etc.
- **Distribution of Art** (e.g., films, books, prints; do not include broadcasting)
- **Exhibition** Includes visual arts, media arts, design, and exhibition development
- **Fair/Festival**
- **Identification/Documentation** (e.g., for archival or educational purposes)
- **Marketing**
- **Presenting/Touring**
- **Professional Development/Training** Activities enhancing career advancement
- **Professional Support: Administrative** Includes consultant fees
- **Professional Support: Artistic** (e.g., artists' fees, payments for artistic services)
- **Publication** (e.g., books, journals, newsletters, manuals)
- **Recording/Filming/Taping** (e.g., to extend the audience for a performance through film/tape audio/video; do not include archival projects)
- **Repair/Restoration/Conservation**
- **Research/Planning** Includes program evaluation, strategic planning, and establishing partnerships
- **Residency - School** Artist activities in an educational setting
- **Residency - Other** Artist activities in a nonschool setting
- **Seminar/Conference**
- **Student Assessment** Includes measurement of student progress toward learning objectives. Not to be used for program evaluation.
- **Technical Assistance** with technical/administrative functions
- **Web Site/Internet Development** Includes the creation or expansion of Web sites, mobile and tablet applications, the development of digital art collections, interactive services delivered via the Internet, etc.
- **Writing About Art/Criticism**
- **None of the above**

Additional Project Activity Type: Optionally, choose up to two additional types from the above list.

Audience/Participants/Communities

Race/Ethnicity: (Choose all that apply) U.S. federal government agencies must adhere to standards issued by the Office of Management and Budget (OMB) in October 1997, which specify that race and Hispanic origin (also known as ethnicity) are two separate and distinct concepts. These standards generally reflect a social definition of race and ethnicity recognized in this country, and they do not conform to any biological, anthropological, or genetic criteria. Origin can be viewed as the heritage, nationality group, lineage, or country of birth of the person or the person's ancestors before their arrival in the United States.

- American Indian or Alaskan Native - A person having origins in any of the original peoples of North and South America (including Central America) and who maintains tribal affiliation or community attachment.
- Asian - A person having origins in any of the original peoples of the Far East, Southeast Asia, or the Indian subcontinent including, for example, Cambodia, China, India, Japan, Korea, Malaysia, Pakistan, the Philippine Islands, Thailand, and Vietnam.
- Black or African American - A person having origins in any of the Black racial groups of Africa.
- Hispanic or Latino - People who identify their origin as Hispanic, Latino, or Spanish may be of any race.
- Native Hawaiian or Other Pacific Islander - A person having origins in any of the original peoples of Hawaii, Guam, Samoa, or other Pacific Islands.
- White - A person having origins in any of the original peoples of Europe, the Middle East, or North Africa.

Age Ranges: (Choose all that apply)

- Children/Youth (0-18 years)
- Young Adults (19-24 years)
- Adults (25-64 years)
- Older Adults (65+ years)

Underserved/Distinct Groups: (Choose all that apply)

- Individuals with Disabilities
- Individuals in Institutions (include people living in hospitals, hospices, nursing homes, assisted care facilities, correctional facilities, and homeless shelters)
- Individuals below the Poverty Line
- Individuals with Limited English Proficiency
- Military Veterans/Active Duty Personnel
- Title I Schools
- Youth at Risk
- Other underserved/distinct group

Submit Your Application

Be sure to click Save before clicking Submit.

You must click Submit to finalize your application for NEA review.

Don't forget to hit the "Submit" button when you are ready to submit your application. If you do not hit the "Submit" button, your application will not be received.

You will receive confirmation of your successful submission in two ways: 1) a pop up on your

screen, and 2) an email from noreply@culturegrants.org. Maintain documentation of your successful submission (take a screenshot and/or keep the email). If you modify your application after you submit, you will not receive additional confirmations.

You also can confirm that your application was received when you log in to NEA-GO. On the first screen it will say "Received" if your application has been received. If your application has not yet been received, it will say "In Progress."