



Our Town FY17

Grant Application Form Instructions

Arts Engagement, Cultural Planning, and Design Projects

NATIONAL ENDOWMENT FOR THE ARTS
DESIGN DIVISION
OUR TOWN FY2017

Table of Contents

How to Use This Document	3
View Application Data.....	4
Part 1: Organizational Information	5
Applicant Information	5
Organization Budget	7
Primary Partner Information.....	10
Part 2a: Project Information.....	13
Project Background and Context	14
Major Project Activities.....	15
Schedule of Key Project Dates	16
Accessibility.....	17
Part 2b: Project Objectives	18
Livability Narrative	18
Performance Measurement.....	19
Intended Beneficiaries	20
Community Engagement.....	20
Demographics	21
Part 2c: Project Locations	24
Part 3: Project Budget	25
Expenses.....	25
Income	29
Part 4a: Project Participants - Individuals.....	33
Part 4b: Project Participants - Organizations	35
Part 4c: Project Participants - Works of Art	37
Part 5a: Programmatic Activities.. ..	38
Part 5b: Items to Upload	39
Statements of Support.....	41
Work Samples	42

How to Use This Document

NOTE: You will only be able to complete this part of the application process if you have submitted an SF-424 form through grants.gov by the appropriate deadline. Please see [the Step 1 instructions](#) for more information.

This document will guide you through completing [Step 2 of the Our Town application process](#); it contains detailed instructions for completing the Grant Application Form in NEA-Grants Online (NEA-GO). Please review all sections of this document to view the required fields needed to complete the application, along with detailed instructions on what you should include in each section. This document will also include any specifications about your material (e.g., character limits for narrative responses, acceptable work sample formats, etc.).

You should **prepare your responses and material well in advance of the deadline** and have them fully ready to upload once NEA-GO opens.

Our Town Deadlines:

Step 1 - Submit SF-424 to Grants.gov	September 12, 2016
Step 2 - Submit Materials to NEA-GO	September 19, 2016 to 11:59 p.m., Eastern Time on September 26, 2016

You will not have access to the online Grant Application Form until NEA-GO is available for you to submit your application material.

For **case studies** of Our Town grants and insights from previous Our Town project managers, visit the **Exploring Our Town Storybook** at <http://arts.gov/exploring-our-town/>

View Application Data

This section is the first screen you will see when you open the GAF. It cannot be edited; it is auto-populated with the information entered on the SF-424 form that was submitted to grants.gov. If you find any incorrect information on this page, please contact the Our Town team at ot@arts.gov. You may proceed to the next screen by clicking the "Next" button.

The data below is from the application you submitted through Grants.gov. It is for review only; this information cannot be edited here. If changes are needed, contact the NEA.

Application #	<input type="text"/>
Applicant Username	<input type="text"/>
Category	<input type="text"/>
Field/Discipline	<input type="text"/>
Secondary Field/Discipline	<input type="text"/>
Applicant Organization Name	<input type="text"/>
Is Organization?	<input type="text"/>
FEIN	<input type="text"/>
Organization Address	<input type="text"/>
Organization Address 2	<input type="text"/>
Applicant Organization City	<input type="text"/>
Applicant Organization State	<input type="text"/>
Organization Zipcode	<input type="text"/>
Organization Telephone	<input type="text"/>
Organization Fax	<input type="text"/>
Organization Website	<input type="text"/>
Applicant Service Type	<input type="text"/>
NEA On Behalf Entity	<input type="text"/>
Project Title	<input type="text"/>

Part 1: Organizational Information

Eligible applications **must have partnerships** that involve two primary partners: a nonprofit 501(c)(3) organization and a local governmental entity (local government is defined below in 'further guidance'). Additionally, one of the two primary partners must be a cultural (arts or design) organization. The lead applicant to the NEA may be either the nonprofit (with documented three-year history of programming) or the local government entity. Note that a statement of support from the highest ranking official for the local government is required (see instructions on page 38).

Applicant Information

You will be asked to provide the following information in this section:

Applicant Legal Name. (should match SF-424)

Applicant Popular Name. (if different)

Date Organization Was Incorporated. (if applicable)

Applicant Organization Status. (choose one)

- Nonprofit Organization
- Municipal Government
- State Government
- County Government
- Tribal Government
- None of the Above

Mission/Purpose of Your Organization. (1500 Character Limit, including spaces):

Sample View of Mission/Purpose Text Box

Mission/purpose of your organization: Briefly summarize the mission and purpose of your organization. For non-arts organizations (e.g., universities, human service agencies), summarize your mission as it pertains to your creative placemaking activities. *

✂ 📄 📁 🗑 📧 **B** *I* U ☰ ☰ 🔗 🗨 ☰ ☰ ☰ ☰

body

1500 characters remain

Further Guidance on Applicant Information:

Eligible lead applicants are:

- **Local governments.** For the purposes of these guidelines, local governments are defined as counties, parishes, cities, towns, villages, or federally recognized tribal governments. Local arts agencies or other departments, agencies, or entities within an eligible local government may submit the application on behalf of that local government. The following do not qualify as local governments: state level government agencies, other state-designated entities, state higher education institutions, regional governments and entities, quasi-government organizations, regional planning organizations, and business improvement districts.
- **U.S. territories.** If no local government exists, the territory government can serve as the local government.
- **Nonprofit tax-exempt 501(c)(3).** U.S. organizations with a documented three-year history of programming.
- To be eligible, the lead applicant organization must:
 - Have a three-year history of programming prior to the application deadline.
 - Meet the NEA's "[Legal Requirements](#)," including nonprofit, tax-exempt status, at the time of application.
 - Have submitted acceptable Final Report packages by the due date(s) for all NEA award(s) previously received.

Organization Budget

Budget Form. Complete this section using figures for the most recently completed fiscal year, the previous fiscal year, and the fiscal year two years prior. In the case of local government, limit this information to the department or office that will oversee the proposed project.

Sample View of Organizational Budget Form

	Most Recently Completed FY	Previous FY	Two Years Prior
FY End Date (MM/DD/YYYY)			
Income			
Earned			
Contributed			
TOTAL INCOME	0	0	0
Expenses			
Artistic Salaries			
Production / Exhibition / Service Expenses			
Administrative Expenses			
TOTAL EXPENSES	0	0	0
Operating Surplus / Deficit	0	0	0

Further Guidance on Organization Budget:

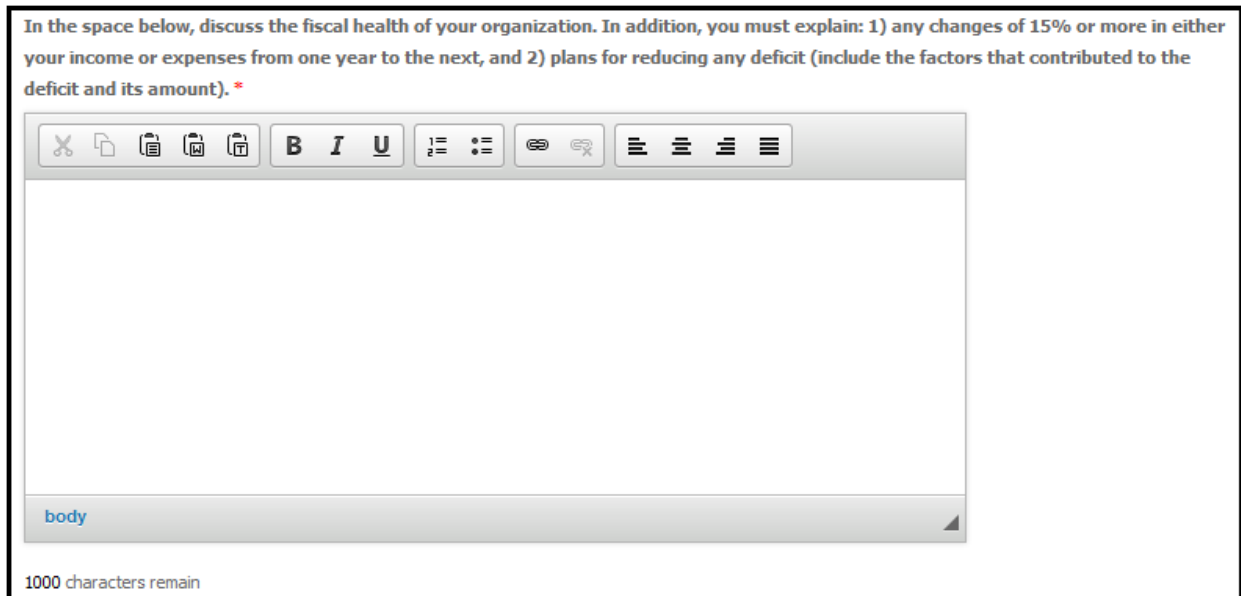
- *The organization budget is intended to show your organization's fiscal activity as it relates to operations. Do not include activity related to a capital campaign (such as raising money for a new facility, an endowment fund, or a cash reserve fund). The NEA may request additional information to clarify an organization's financial position.*
- *Use the following definitions when completing this form. Unaudited figures are acceptable.*
 - *Income*
 - **Earned.** Revenues that are received through the sale of goods, services performed, or from investments.
 - **Contributed.** Gifts that are received which are available to support operations. Examples: annual fund donations, grants for general operating or project support, in-kind contributions.
 - *Expenses*

- **Artistic Salaries.** Costs that are directly related to the creation, production, and presentation of art work. Examples: fees for dancers, choreographers, actors, curators, artistic directors, contributors to literary publications. Include arts personnel that are on your staff as well as those that are paid on a contract or fee basis.
- **Production/exhibition/service expenses.** All program or service delivery costs, excluding artistic salaries and fees that are listed above. Examples: presentation costs; costs of sets, costumes, and lighting; publication costs of catalogues or literary magazines.
- **Administrative expenses.** All other costs that are incurred during the normal course of business. Examples: outside professional non-artistic services, space rental, travel, marketing, administrative salaries, utilities, insurance, postage.
- **NOTE:** These figures are subject to verification by the NEA.

Fiscal Health. You will be asked to account for the fiscal health of your organization.

Sample View of Fiscal Health Text Box

In the space below, discuss the fiscal health of your organization. In addition, you must explain: 1) any changes of 15% or more in either your income or expenses from one year to the next, and 2) plans for reducing any deficit (include the factors that contributed to the deficit and its amount). *



body

1000 characters remain

Applicant Organization Description. This section asks for the description that most accurately describes your organization. You will **choose one** from the following:

- Artists' Community, Arts Institute, or Camp
- Arts Center
- Arts Council / Agency
- Arts Service Organization
- College / University
- Community Service Organization
- Fair / Festival
- Foundation
- Gallery / Exhibition Space
- Government
- Historical Society / Commission

-
- Humanities Council / Agency
 - Independent Press
 - Library
 - Literary Magazine
 - Media-Film
 - Media-Internet
 - Media-Radio
 - Media-Television
 - Museum-Art
 - Museum-Other
 - Performance Facility
 - Performing Group
 - Presenter / Cultural Series Organization
 - Religious Organization
 - School District
 - School of the Arts
 - Social Service Organization
 - Union / Professional Association
 - None of the Above

You will also have the option of selecting two additional descriptions for your organization, though this is not required.

Applicant Organization Discipline. Select the primary discipline that is most relevant to your organization. This refers to the primary artistic emphasis of your organization. You will **choose one** from the following:

- Artist Community
- Arts Education Organization
- Dance
- Design
- Folk & Traditional
- Literature
- Local Arts Agency
- Media Arts
- Museums
- Music
- Opera
- Presenting & Multidisciplinary Work Organization
- Theater & Musical Theater
- Visual Arts
- None of the Above

You will also have the option of selecting two additional disciplines for your organization, though this is not required.

Sample View of Organization Description Drop-Down boxes

Applicant Organization Description: Select the primary description that is most relevant to your organization and, optionally, up to two additional descriptions.

If you are government, select "None of the above"

Select

Applicant Organization Description: Optionally, choose up to two additional descriptions.

(To select more than one option on Windows, hold down the CTRL key and select multiple options.
To select more than one option on Mac, hold down the Command key and select multiple options.)

Select
Artists' Community, Arts Institute, or Camp
Arts Center
Arts Council / Agency

Applicant Organization Discipline: Select the primary discipline that is most relevant to your organization and, optionally, up to two additional disciplines. This refers to the primary artistic emphasis of your organization. This selection will not be used in the review of your application.

Select

Applicant Organization Discipline: Optionally, choose up to two additional disciplines.

(To select more than one option on Windows, hold down the CTRL key and select multiple options.
To select more than one option on Mac, hold down the Command key and select multiple options.)

Select
Artist Community
Arts Education Organization
Dance

Primary Partner Information

A key to the success of creative placemaking is involving the arts in robust, committed partnerships. All applications **must demonstrate a partnership** between a local government entity and nonprofit that will provide leadership for the project. Additionally, one of the two primary partners must be a cultural (arts or design) organization. You will be asked to provide the following information on the primary partner in this section:

Primary Partner Legal Name.

Primary Partner Popular Name. (if different)

Primary Partner's Taxpayer ID Number. (9-digit number)

Date Organization Was Incorporated. (if applicable)

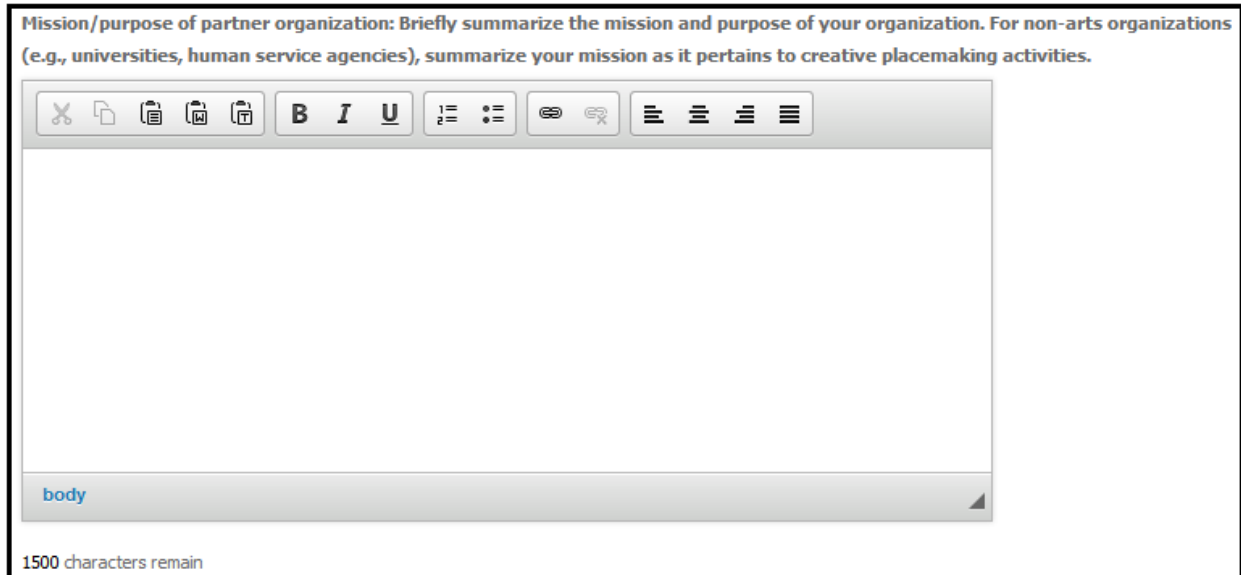
Primary Partner Organization Status. (choose one)

- Nonprofit Organization
- Municipal Government
- State Government
- County Government
- Tribal Government
- None of the Above

Mission/Purpose of the Partner Organization. (1500 Character Limit, including spaces)

Sample View of Primary Partner Mission/Purpose Text Box

Mission/purpose of partner organization: Briefly summarize the mission and purpose of your organization. For non-arts organizations (e.g., universities, human service agencies), summarize your mission as it pertains to creative placemaking activities.

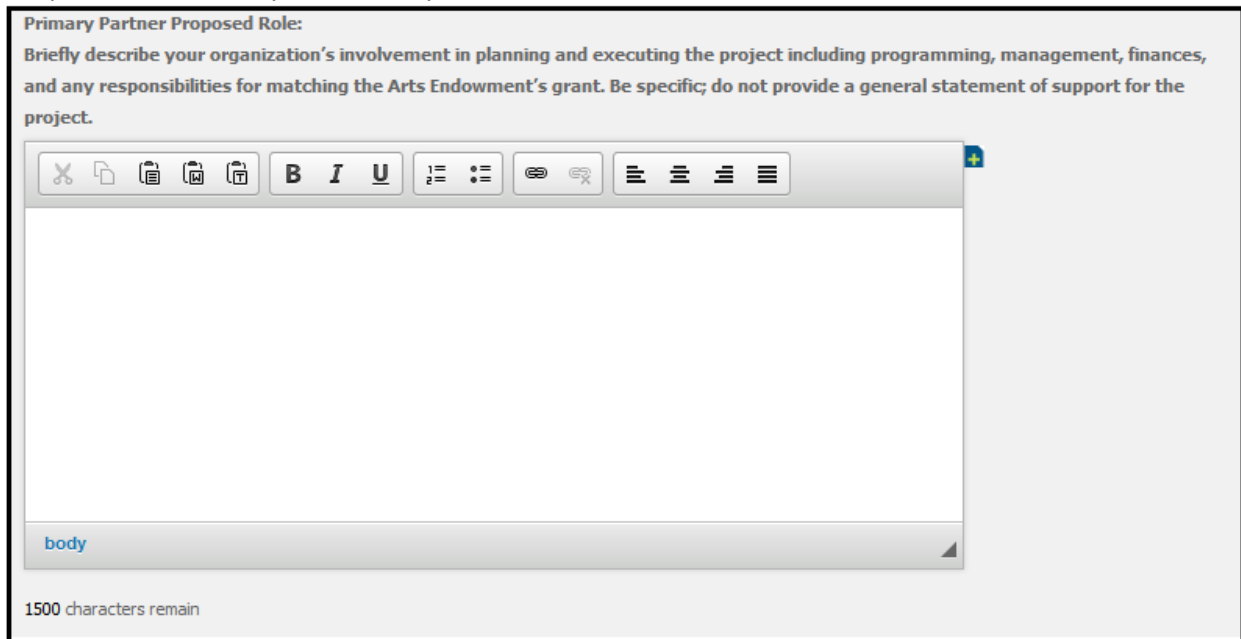


1500 characters remain

Primary Partner Proposed Role. (1500 Character Limit, including spaces)

Sample View of Primary Partner Proposed Role Text Box

Primary Partner Proposed Role:
Briefly describe your organization's involvement in planning and executing the project including programming, management, finances, and any responsibilities for matching the Arts Endowment's grant. Be specific; do not provide a general statement of support for the project.



1500 characters remain

Primary Partner Organization Description. This section asks for the description that most accurately describes your primary partner's organization. You will **choose one** from the same list of options as "Applicant Organization Description" (see above). You will also have the option of selecting three additional descriptions for your primary partner's organization, though this is not required.

Primary Partner Organization Discipline. Select the primary discipline that is most relevant to your primary partner's organization. This refers to the primary artistic emphasis of the organization. You will **choose one** from the same list of options as "Applicant Organization Discipline" (see above). You will also have the option of selecting three additional descriptions for your primary partner's discipline, though this is not required.

Part 2a: Project Information

NEA Project Activity Category.

- *Our Town Project Area.* Select:
 - Arts Engagement, Cultural Planning, and Design Project
- *Our Town Project Type.* Select the option that best describes your proposed project's category:
 - Artist space
 - Artist residency
 - Community design
 - Community planning for arts integration
 - Creative asset mapping
 - Cultural district planning
 - Cultural facilities
 - Festivals or performances
 - Innovative arts programming
 - Professional artist development
 - Public art
 - Public art planning
 - Public space

Project Activity Type. Select the option that best describes the type of project you are proposing:

- Apprenticeship
- Arts Instruction
- Artwork Creation
- Audience Services
- Broadcasting
- Building Public Awareness
- Building International Understanding
- Concert/Performance/Reading
- Curriculum Development/Implementation
- Distribution of Art
- Exhibition
- Fair/Festival
- Identification/Documentation
- Marketing
- Presenting/Touring
- Professional Development/Training
- Professional Support: Administrative
- Professional Support: Artistic
- Publication
- Recording/Filming/Taping
- Repair/Restoration/Conservation

- Research/Planning
- Residency - School
- Residency - Other
- Seminar/Conference
- Student Assessment
- Technical Assistance
- Web Site/Internet Development
- Writing About Art/Criticism
- None of the above

Additional Project Activity Type. Optionally, choose up to two additional types from the above list.

Project Background and Context

Use this section to describe why this project should take place now. How does it relate to community needs and vision for the future of the place? This section should make it clear to panelists why this is the right project, at the right time, in the right place. (1500 Character Limit, including spaces)

- Describe broader information about the place (town, city, county, tribal land) and genesis of the proposed project.
- Describe the local community needs, as they relate to the proposed project activities. If available, provide evidence of community demand for the project.
- Address how this project fits into the larger civic vision for the community, including any formal community plans or processes that the proposed project compliments or supports.

Sample View of Project Background and Context Text Box

The screenshot shows a text input area titled "Project Background and Context". Above the text box, there are two lines of instructional text with blue hyperlinks: "See here for additional instructions: For Arts Engagement, Cultural Planning, and Design Projects: <http://arts.gov/sites/default/files/fy16-qaf-instructions-arts-engagement-planning-design.pdf>" and "For Projects that Build Knowledge About Creative Placemaking: <http://arts.gov/sites/default/files/fy16-qaf-instructions-knowledge-building.pdf>". Below the text box is a rich text editor toolbar with icons for undo, redo, bold, italic, underline, bulleted list, numbered list, link, unlink, indent, and outdent. At the bottom left of the text box, it says "1500 characters remain".

Major Project Activities

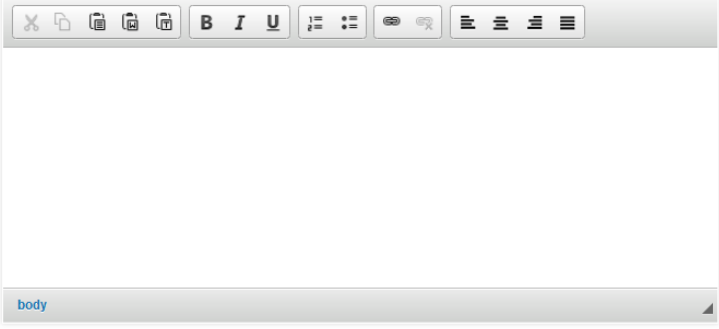
Describe the activities that will take place **during the requested period of performance**, being as specific as possible. You may present information about a broader initiative and long term goals for the project. However, be very specific about the phase(s) of your project that are included in your request for funding (e.g., "funding is being requested for 'B' of 'ABC' activity). The information that you provide will be reviewed in accordance with the "[Review Criteria](#)." Your narrative should address each of these "Review Criteria" and include information on the following, as relevant to your project. (4000 Character Limit, including spaces)

- Discuss your **action plan and the creative placemaking strategies** that will be implemented, including the approach to civic development.
- Include **contextual information on the location(s) of the proposed activity** and any special resources that will be used.
- If your project will involve physical objects, spaces, or facilities, provide information about **how they will be managed and maintained** during the project's development and after the project is complete.
- Discuss the anticipated **goals and impact** on the community's livability, and, if possible, how the project can serve as a model for other communities. If this is a continuing project, include evidence of the impact achieved for the community. Include any social, cultural, and/or economic impact data so far collected and analyzed.
- Describe community funding support for the project as part of a **budget narrative**. If there will be local, state, or federal government funding for this project, provide the name of the government entity, the program from which the funds come, and the amount. Also note whether your project will be associated with other existing local projects that receive federal funding.
- Where appropriate, discuss the project's **alignment with other federal programs**. This may include how the project will establish consistency with other place-based federal grant programs and policies, including, but not limited to, those from the Department of Housing and Urban Development (HUD), the Department of Transportation (DOT), the Department of Commerce, the Environmental Protection Agency (EPA), such as Consolidated Plans, Analysis of impediments to Fair Housing Choice, Long Range Transportation Plans, and Asset Management Plans, as well as strategies to modify existing grants or policies.
- If this project is a follow up to a previous Our Town grant, provide the grant number and a brief status report on the project to date.

Sample View of Major Project Activities Text Box

Major Project Activities: Be as specific as possible about the activities that will take place during the allowable project period. Where relevant, include information on any educational component or outreach activities of the project. Do not describe organizational programming unrelated to the proposed project.

See here for additional instructions:
For Arts Engagement, Cultural Planning, and Design Projects: <http://arts.gov/sites/default/files/fy16-qaf-instructions-arts-engagement-planning-design.pdf>
For Projects that Build Knowledge About Creative Placemaking: <http://arts.gov/sites/default/files/fy16-qaf-instructions-knowledge-building.pdf>



4000 characters remain

Further Guidance on Major Project Activities:

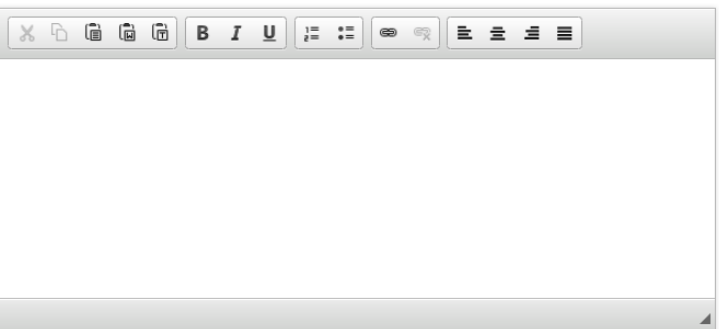
- **NOTE:** You may not receive more than one NEA grant for the same expenses. There can be no overlapping project costs within the submitted budget with other federally sponsored projects.

Schedule of Key Project Dates

List any key project dates that occur during the allowable project period, being as specific as possible. Costs incurred prior to the earliest allowable start date (August 1, 2017) cannot be included in the project budget. If you include activities that occur before the earliest allowable start date, make sure you note that those activities and costs are not included on the Project Budget form. (1500 Character Limit, including spaces)

Sample View of Schedule of Key Project Dates Text Box

Schedule of key project dates: Costs incurred prior to the earliest allowable start date (August 1, 2017) cannot be included in the project budget. If you include activities that occur before the earliest allowable start date, make sure you note that those activities and costs are not included on the Project Budget form. *



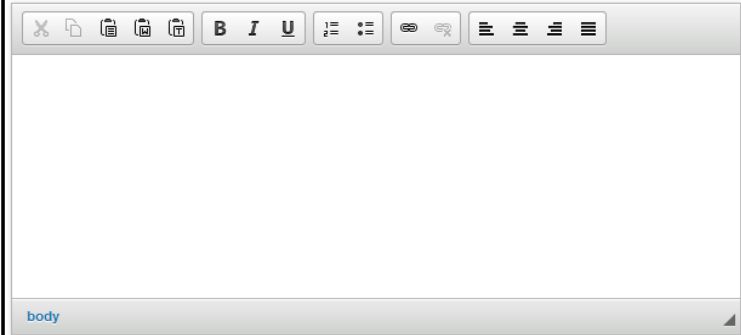
1500 characters remain

Accessibility

Explain how you will make your project accessible to individuals with disabilities in compliance with federal law and regulations through access accommodations for both facilities and programs, such as audio description, sign-language interpretation, closed or open captioning, large-print brochures/labeling, etc. See the Nondiscrimination Statutes in "Assurance of Compliance" for more information at <https://www.arts.gov/grants-organizations/our-town/arts-engagement-cultural-planning-and-design-projects-award-administration>. (For technical assistance on how to make your project fully accessible, contact the NEA's Accessibility Office at accessibility@arts.gov, 202/682-5532 or the Civil Rights Office at 202/682-5454 or 202/682-5082 Voice/T.T.Y.) (1000 Character Limit, including spaces)

Sample View of Accessibility Text Box

Accessibility: Explain how you will make your project accessible to individuals with disabilities in compliance with federal law and regulations through access accommodations for both facilities and programs, such as audio description, sign-language interpretation, closed or open captioning, large-print brochures/labeling, etc. See the Nondiscrimination Statutes in "Assurance of Compliance" for more information <http://arts.gov/grants-organizations/our-town/award-administration>. (For technical assistance on how to make your project fully accessible, contact the Arts Endowment's Accessibility Office at accessibility@arts.gov, 202/682-5532, or 202/682-5496 Voice/T.T.Y. or the Civil Rights Office at 202/682-5454 or 202/682-5695 Voice/T.T.Y.) *



body

1000 characters remain

Part 2b: Project Objectives

Livability Narrative

Briefly discuss how your project will affect Livability: Strengthening communities through the arts. (1000 Character Limit, including spaces)

Address how your project has the potential to meet the following livability criteria. Projects should represent the distinct character and quality of their communities, and must reflect the following:

- Have a vision for enhancing the social and/or economic livability of the community.
- Incorporate the needs of existing residents and institutions in the community.
- Reflect community plans for the future.
- Support artists, design professionals, and arts organizations by integrating the arts and design into the fabric of civic life and/or community plans.
- Reflect creative approaches to addressing community challenges or priorities.

Sample View of Livability Narrative Text Box

Briefly discuss how your project will affect Livability: Strengthening communities through the arts

See here for additional instructions:

For Arts Engagement, Cultural Planning, and Design Projects: <http://arts.gov/sites/default/files/fy16-qaf-instructions-arts-engagement-planning-design.pdf>

For Projects that Build Knowledge About Creative Placemaking: <http://arts.gov/sites/default/files/fy16-qaf-instructions-knowledge-building.pdf>

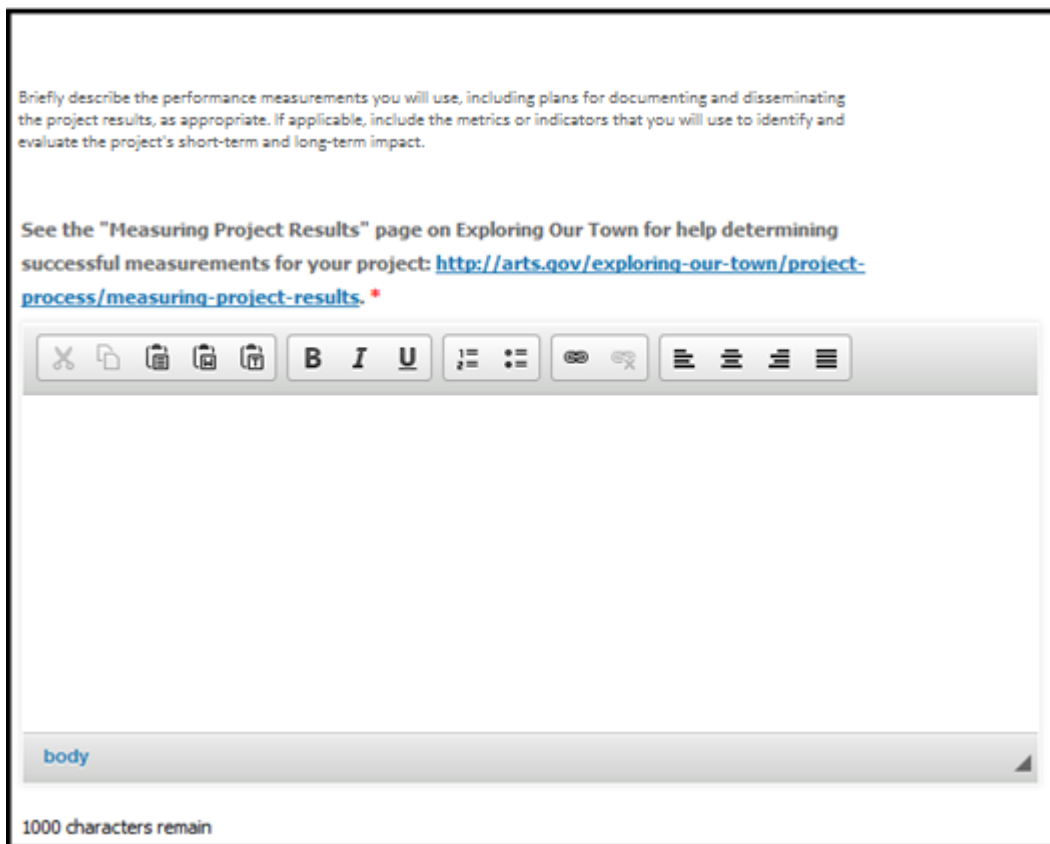
body

1000 characters remain

Performance Measurement

Briefly describe the performance measurements you will use, including plans for documenting and disseminating the project results, as appropriate. If applicable, include the metrics or indicators that you will use to identify and evaluate the project's short-term and long-term impact on your community's livability. Please see resources on measuring project results (<http://arts.gov/exploring-our-town/project-process/measuring-project-results>) for additional information. (1000 Character Limit, including spaces)

Sample View of Performance Measurement Text Box



Briefly describe the performance measurements you will use, including plans for documenting and disseminating the project results, as appropriate. If applicable, include the metrics or indicators that you will use to identify and evaluate the project's short-term and long-term impact.

See the "Measuring Project Results" page on Exploring Our Town for help determining successful measurements for your project: <http://arts.gov/exploring-our-town/project-process/measuring-project-results>.

body

1000 characters remain

Further guidance on Performance Measurement:

Successful Our Town projects will impact livability by affecting community priorities such as public safety, health, blight and vacancy, environment, job creation, equity, local business development, civic participation, and/or community cohesion. The anticipated long-term results for Livability projects are measurable community benefits, which include:

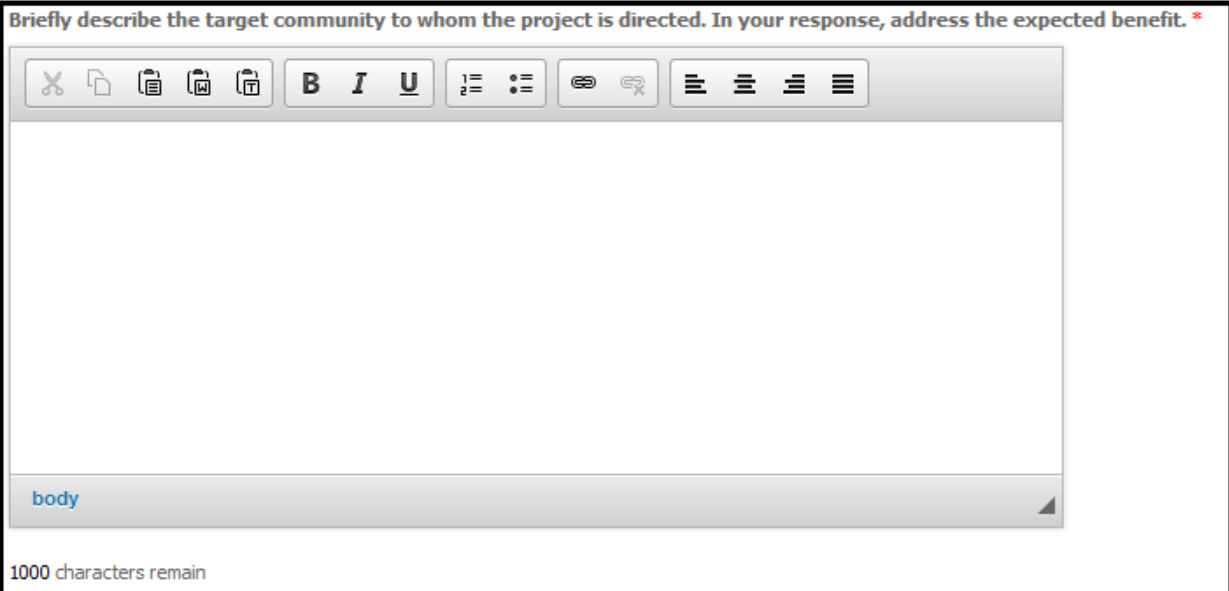
- Growth in overall levels of social and civic engagement.
- New avenues for expression and creativity.
- Design-focused changes in policies, laws, and/or regulations.
- Job and/or revenue growth.
- Positive changes in migration patterns.

Given the nature of Livability projects, benefits are likely to emerge over time and may not be fully measurable during the period of a grant. You will need to provide evidence of progress toward achieving improved livability as appropriate to the project. We recognize that some projects involve risk, and we want to hear about both your successes and failures. Failures can provide valuable learning experiences, and reporting them will have no effect on your ability to receive NEA funds in the future.

Intended Beneficiaries

Description. Briefly describe the target community to whom the project is directed. In your response, address the expected benefit. (1000 Character Limit, including spaces)

Sample View of Intended Beneficiary Description Text Box

A screenshot of a web-based text input field. At the top, a red asterisk and a prompt read: "Briefly describe the target community to whom the project is directed. In your response, address the expected benefit.*". Below the prompt is a rich text editor toolbar with icons for cut, copy, paste, undo, redo, bold, italic, underline, bulleted list, numbered list, link, unlink, indent, and outdent. The text area is currently empty. At the bottom left of the text area, the word "body" is displayed. Below the text area, a status bar indicates "1000 characters remain".

Have the intended beneficiaries been consulted in the development of this project? Select either yes or no.

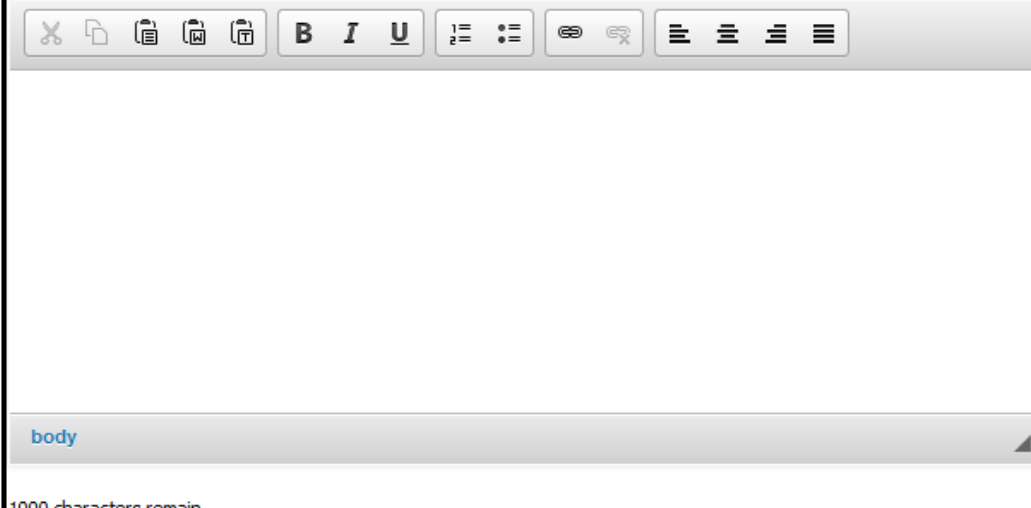
Community Engagement

Describe substantive and meaningful engagement with the target community (e.g., residents and other stakeholders) in the development of the shared vision for your project and its implementation. If you have worked with the target community in the past, discuss your previous engagement. Also, discuss your planned process to engage the target community going forward. For example, describe what community leaders you will work with, community meeting formats, and outreach techniques (digital and in person, translation), etc. Be sure to address, if appropriate, how you will engage communities traditionally marginalized from such processes, while accommodating limited English speakers, persons with disabilities, and the elderly. (1000 Character Limit, including spaces)

Sample View of Community Engagement Text Box

Community Engagement: Briefly describe substantive and meaningful engagement with the target community (e.g., residents and other stakeholders) in the development of the shared vision for your project and its implementation. Discuss the process used to engage the target community.

See here for additional instructions:
For Arts Engagement, Cultural Planning, and Design Projects: <http://arts.gov/sites/default/files/fy16-qaf-instructions-arts-engagement-planning-design.pdf> *
For Projects that Build Knowledge About Creative Placemaking: <http://arts.gov/sites/default/files/fy16-qaf-instructions-knowledge-building.pdf>



body

1000 characters remain

Demographics

Is this project intended to reach a population historically underserved by arts programming and/or does the project target a specific audience based on characteristics such as race, ethnicity, or age?
Select either yes or no.

Race/Ethnicity. (Choose all that apply) U.S. federal government agencies must adhere to standards issued by the Office of Management and Budget (OMB) in October 1997, which specify that race and Hispanic origin (also known as ethnicity) are two separate and distinct concepts. These standards generally reflect a social definition of race and ethnicity recognized in this country, and they do not conform to any biological, anthropological, or genetic criteria. Origin can be viewed as the heritage, nationality group, lineage, or country of birth of the person or the person’s ancestors before their arrival in the United States.

- American Indian or Alaskan Native - A person having origins in any of the original peoples of North and South America (including Central America) and who maintains tribal affiliation or community attachment.

- Asian - A person having origins in any of the original peoples of the Far East, Southeast Asia, or the Indian subcontinent including, for example, Cambodia, China, India, Japan, Korea, Malaysia, Pakistan, the Philippine Islands, Thailand, and Vietnam.
- Black or African American - A person having origins in any of the Black racial groups of Africa.
- Hispanic or Latino - People who identify their origin as Hispanic, Latino, or Spanish may be of any race.
- Native Hawaiian or Other Pacific Islander - A person having origins in any of the original peoples of Hawaii, Guam, Samoa, or other Pacific Islands.
- White - A person having origins in any of the original peoples of Europe, the Middle East, or North Africa.

Age Ranges. (Choose all that apply).

- Children/Youth (0-18 years)
- Young Adults (19-24 years)
- Adults (25-64 years)
- Older Adults (65+ years)

Underserved/Distinct Groups. (Choose all that apply)

- Individuals with Disabilities
- Individuals in Institutions (include people living in hospitals, hospices, nursing homes, assisted care facilities, correctional facilities, and homeless shelters)
- Individuals below the Poverty Line
- Individuals with Limited English Proficiency
- Military Veterans/Active Duty Personnel
- Youth at Risk
- Other underserved/distinct group

If appropriate, describe how the project will benefit the underserved community. (1000 Character Limit, including spaces)

Sample of Underserved Community Text Box

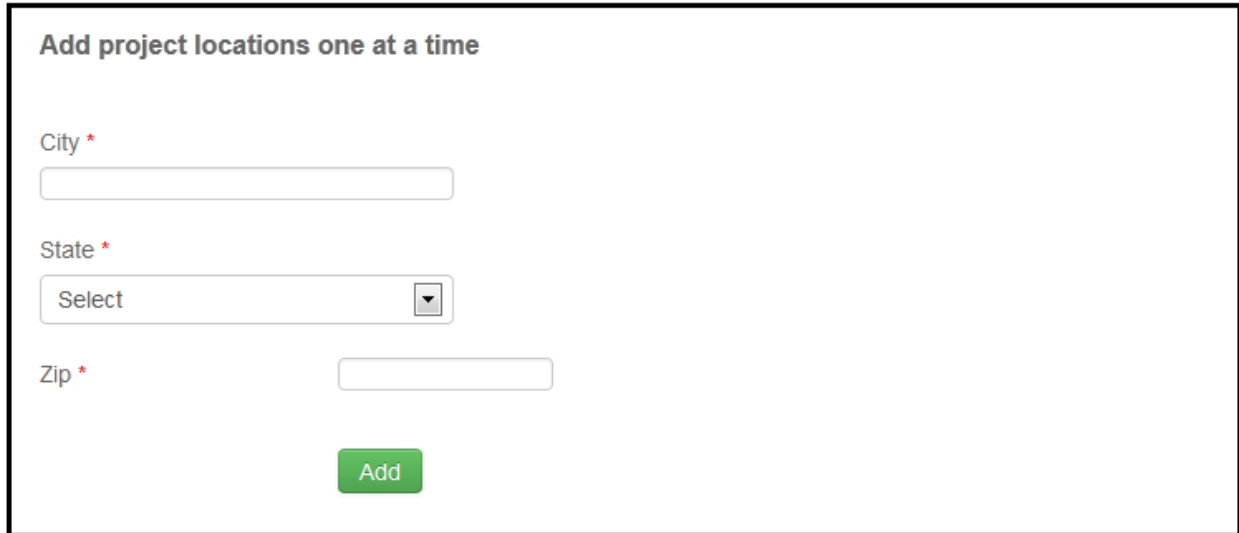
Describe how the project will benefit the underserved community.

1000 characters remain

Population of Your Town/City/Tribal Land. Please list the population of the Town/City/Tribal Land where project activities will be taking place.

Part 2c: Project Locations

Provide the city, state, and five-digit zip code in which project activities are expected to occur. For international locations, provide the city, country, and enter "00000". You may submit up to 100 locations. If you enter a location that cannot be validated, you will receive an option to "Save Anyway." Choose this and continue with your application. You will be able to upload individual locations using the upload feature, which looks like this:



The screenshot shows a form titled "Add project locations one at a time". It contains three input fields: "City *", "State *", and "Zip *". The "City" field is a text input. The "State" field is a dropdown menu with "Select" and a downward arrow. The "Zip" field is a text input. Below the fields is a green "Add" button.

Alternatively, you will have the option to upload multiple locations at once using a downloadable spreadsheet that can be filled out with your specific locations.

Part 3: Project Budget

NOTE: Organizations cannot receive more than one National Endowment for the Arts grant for the same expenses. This budget cannot include project costs that are supported by any other federal funds or their match, including costs that may be included in applications submitted, or grants received, by partner organizations or presenters.

Your **Project Budget** should reflect only those activities and associated costs that will be incurred during the "Period of Performance" that you have indicated for your project. Any costs incurred before or after those dates will be removed.

All items in your budget, whether supported by NEA funds or your cost share/matching funds, must be reasonable, necessary to accomplish project objectives, allowable in terms of the NEA General Terms and Conditions, and adequately documented. See here for what we do not fund: <http://arts.gov/grants-organizations/our-town/we-do-not-fund>. Applicants whose projects are recommended for grants will be asked to update the project budget.

While the Project Budget on the Grant Application Form will allow unlimited characters in the line items descriptions, please use the character maximums listed in the instructions below. If you go beyond the character maximums, your expanded information will not be seen by NEA staff or reviewers.

Expenses

Direct Costs are those that are identified specifically with the project during the period of performance, and are allowable. Be as specific as possible.

- **Salaries and wages** cover compensation for personnel, administrative and artistic, who are paid on a salary basis. (Funds for contractual personnel and compensation for artists who are paid on a fee basis should be included in "3. Other expenses" on the Project Budget form, and not here.) Indicate the title and/or type of personnel (40 characters maximum), the number of personnel (30 characters maximum), the annual or average salary range (40 characters maximum), and the percentage of time that will be devoted to the project annually (30 characters maximum). List key staff positions, and combine similar functions. Where appropriate, use ranges. If the costs for evaluation and assessment are part of staff salary and/or time, separately identify those costs.
 - Salaries and wages for performers and related or supporting personnel must be estimated at rates no less than the prevailing minimum compensation as required by the Department of Labor Regulations. (See "[Legal Requirements](#)" for details.)
 - Awards that the NEA makes after December 26, 2014, now allow the following: Salaries/wages/fringe benefits incurred in connection with fundraising specifically for the project. These costs must be incurred during the NEA project period of performance, and be approved as allowable project expenses by the agency.
 - Fringe benefits are those costs other than wages or salary that are attributable to an employee, as in the form of pension, insurance, vacation and sick leave, etc. They may be included here only if they are not included as indirect costs.

Sample View of Salaries and Wages Form:

1. Direct Costs: Salaries and wages				
TITLE AND/OR TYPE OF PERSONNEL	NUMBER OF PERSONNEL	ANNUAL OR AVERAGE SALARY	% OF TIME DEVOTED TO THIS	AMOUNT
Example Position 1	1	50000	10	\$ 5,000
Example Position 2	1	15000	100	\$ 15,000
Total Salaries and wages (a):				\$ 20,000
Fringe Benefits				
Total fringe benefits (b):				
Total salaries and fringe benefits (a + b):	\$ 20,000			

- **Travel** must be estimated according to the applicant's established travel practice, providing that the travel cost is reasonable and does not exceed the cost of air coach accommodations.

 - Limit your descriptions to these character maximums: # of Travelers = 20 characters; From = 50 characters; To = 50 characters. Include subsistence costs (e.g., hotels, meals) as part of the "Amount" listed for each trip, as appropriate.
 - Foreign travel, if any is intended, must be specified by country of origin or destination and relate to activity outlined in your narrative. Foreign travel also must conform with government regulations, including those of the U.S. Treasury Department Office of Foreign Asset Control. If National Endowment for the Arts funds are used for foreign travel, such travel must be booked on a U.S. air-carrier when this service is available. List all trips -- both domestic and foreign -- individually.

Sample View of Other Expenses Form:

3. Direct Costs: Other	AMOUNT			
Example 1	\$ 7,000			
Example 2	\$ 10,000			
Example 3	\$ 33,000			
Example 4	\$ 17,000			
Example 5	\$ 3,000			
Total other expenses:	\$ 70,000			

- **TOTAL DIRECT COSTS** is the total of all direct cost items listed in "1. Salaries and wages," "2. Travel," and "3. Other expenses."

- **INDIRECT COSTS** are overhead or administrative expenses that are not readily identifiable with a specific project. (The costs of operating and maintaining facilities and equipment, depreciation or use allowances, and administrative salaries and supplies are typical examples of indirect costs.) Indirect costs are prorated or charged to a project through a rate negotiated with the National Endowment for the Arts or another federal agency (limit your description of Federal Agency to 50 characters).
 - You are not required to have an indirect cost/facilities and administration rate to apply for or receive a grant. You may claim administrative costs or overhead as direct costs under "3. Other expenses." Alternatively, a non-federal entity that has never received a negotiated indirect cost rate may elect to charge a de minimis rate of 10% of modified total direct costs (MTDC). For more information see 2 CFR Part 200.414.f.
 - However, you cannot claim both Indirect Costs and Administrative/overhead costs; you must choose one method or the other. If you have a negotiated rate and would like to include indirect costs, complete the information requested in this section. If you do not have or intend to negotiate an indirect cost rate, or do not plan to charge a de minimis 10% rate leave this section blank. Applicants may only apply a Research ICR for applications to the Research: Artworks program. For additional information, see ["Indirect Cost Guide for NEA Grantees"](#)

Sample View of Indirect Costs Form:

5. Indirect Costs (if applicable)	
Federal Agency:	
Rate (.0000):	
Base:	
Total Indirect Costs	0

- **TOTAL PROJECT COSTS** is the total of "4. Total direct costs," and, if applicable, "5. Indirect costs." **NOTE:** "3. Total project income" must equal the "Total project costs." Your project budget should not equal your organization's entire operating budget.

Income

- **Amount Requested from the National Endowment for the Arts:** State the amount that you are requesting. You must request a grant amount at one of the following levels: \$25,000, \$50,000, \$75,000, \$100,000, \$150,000, or \$200,000. We will award very few grants at the \$200,000 level; these will be only for projects of significant scale and impact. If you are recommended for less than the amount that you request you will be asked to revise your project budget. The NEA reserves the right to limit its support of a project to a particular portion(s) or cost(s).
- **Total Cost Share/Match for this Project:** Because the National Endowment for the Arts cannot support more than 50% of a project's costs, we require each applicant to obtain at least half the total cost of each project from nonfederal sources. For example, if you receive a \$50,000 grant, your total project costs must be at least \$100,000 and you must provide at least \$50,000 toward the project from nonfederal sources. These matching funds may be all cash or a combination of cash and in-kind contributions as detailed below. Be as specific as possible. For projects that include additional partners, indicate on the form the portion of the match that is being contributed by each participant. Asterisk (*) those funds that are committed or secured.
 - **Cash match** refers to the cash donations (including items or services that are provided by the applicant organization), grants, and revenues that are expected or received for this project. Limit your descriptions to 100 characters maximum. Do not include any National Endowment for the Arts or other federal grants -- including grants from the NEH, ED, NPS, etc. -- that are anticipated or received. If you include grants from your state arts agency or regional arts organization as part of your match, you must ensure that the funds do not include subgranted federal funds. Identify sources. The National Endowment for the Arts allows the use of unrecovered indirect costs as part of the cash match or cost sharing. Your organization must have a federal negotiated indirect cost rate agreement to include unrecovered indirect costs.

- **In-kind: Donated space, supplies, volunteer services** are goods and services that are donated by individuals or organizations other than the applicant (third-party). Limit your descriptions to 100 characters maximum. To qualify as matching resources, these same items also must be identified in the project budget as direct costs to ensure their allowability. In-kind items not reflected as direct costs will be removed from your budget. The dollar value of these non-cash donations should be calculated at their verifiable fair-market value. Identify sources. Reminder: Proper documentation must be maintained for all items noted as "in-kind."

- **Total Project Income** is the total of "Amount requested from the National Endowment for the Arts" and "Total match for this project."

Sample View of Income Form:

1. Amount Requested from NEA	\$ 50,000
2. Total Match for this project	
Cash	Cash Amount
Example 1	\$ 10,000
Example 2	\$ 20,000
Total cash (a):	\$ 30,000
In-kind	In-kind Amount
Example 3	\$ 15,000
Example 4	\$ 5,000
Total In-Kind (b):	\$ 20,000
Total match for this project (2a + 2b):	\$ 50,000
3. Total project income (1 + 2):	\$ 100,000

Further Guidance on Project Budget:

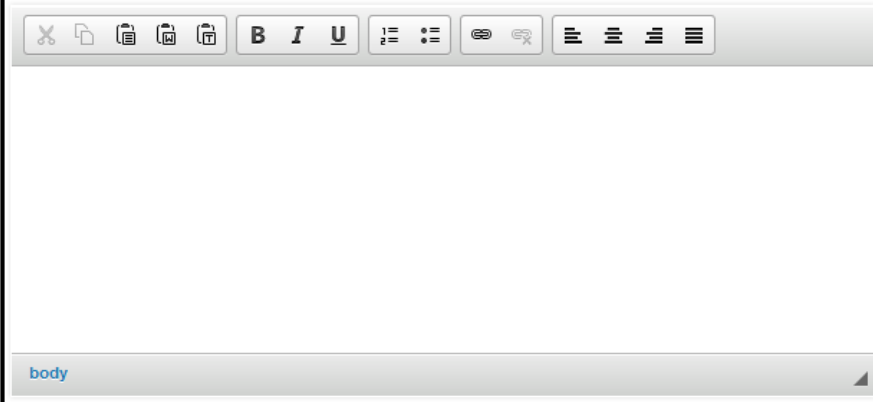
- "Total project income" (from Page 1 of the Project Budget form) **must equal** the "Total Project Costs." Your project budget should not equal your organization's entire operating budget.
- While the Project Budget on the Grant Application Form will allow unlimited characters in the line items descriptions, please use the character maximums listed in the instructions below. If you go beyond the character maximums, your expanded information will not be seen by NEA staff or reviewers.
- **REMINDER:** All costs included in your Project Budget must be expended during your period of performance.
- Costs associated with other federal funds, whether direct or indirect (e.g., flow down through a state arts agency) cannot be included in your Project Budget.

Part 4a: Project Participants - Individuals

Briefly describe the process and criteria for the selection of key staff, consultants, advisors, artists, designers – anyone who will be a key contributor to the success of your proposed project, regardless of their organizational affiliation—that will be involved in this project. Where relevant, describe their involvement in the development of the project to date. Where they remain to be selected, describe the procedures you plan to follow and the qualifications you seek. (1000 Character Limit, including spaces)

Sample View of Selection of Key Individuals Text Box

Selection of Key Individuals: Briefly describe the process and criteria for the selection of key staff, consultants, advisors, artists, designers – anyone who will be a key contributor to the success of your proposed project, regardless of their organizational affiliation -- that will be involved in this project . Where relevant, describe their involvement in the development of the project to date. Where they remain to be selected, describe the procedures that you plan to follow and the qualifications that you seek. *



1000 characters remain

Bios of Key Individuals. Include brief, current biographies of the key individuals. You may include up to 10.

- **First Name.**
- **Last Name.** (Use this field for artistic group names or single names)
- **Title.**
- **Project Role.**
- **Proposed or committed?** Select answer from drop-down.
- **Bio.** (500 Character Limit, including spaces)

Sample View of Individual Participant Questions & Description Text Box

Bios of Key Individuals: Include brief, current biographies of the key individuals. You may include up to 10.

First Name

Last Name (use this field for artistic group names or single names)

Title

Project Role

Proposed or committed?

Committed

Bio

Rich text editor toolbar with icons for: Cut, Copy, Paste, Bold (B), Italic (I), Underline (U), Bulleted List (1=), Numbered List (2=), Link, Unlink, Indent Left, Indent Right, Outdent, and Undo. Below the toolbar is a large text area with a scroll bar and the text "body" at the bottom left.

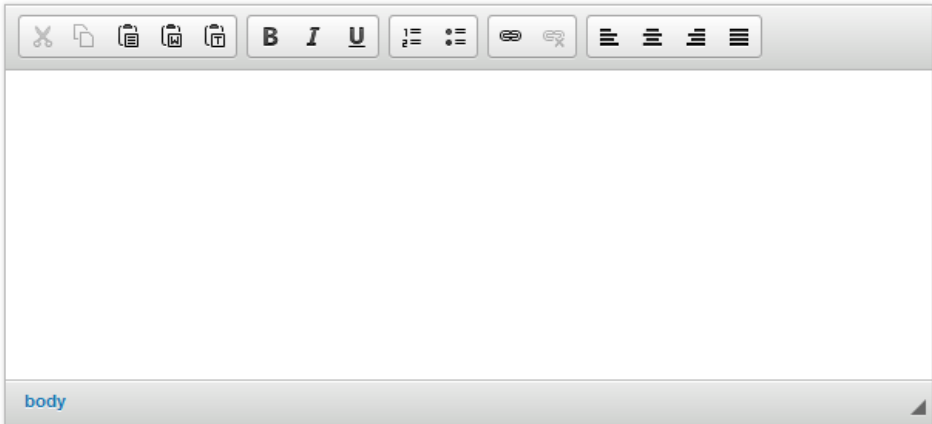
500 characters remain

Part 4b: Project Participants - Organizations

An organizational partner is an outside entity that will provide resources (other than money) to support the project. Because all NEA projects require matching resources from non-federal sources, organizations that only provide money are not considered partners. Funders are not excluded from being partners, but they must also supply human resources or information capital, or actively participate in another way. If applicable, briefly describe the process and criteria for the selection of key organizations that will be involved in the project. Where relevant, describe their involvement in the development of the project to date. Where they remain to be selected, describe the selection procedures that you plan to follow and the qualifications that you seek. (1000 Character Limit, including spaces)

Sample View of Other Organizational Partners Text Box

Other Organizational Partners: An organizational partner is an outside entity that will provide resources (other than money) to support the project. Because all NEA projects require matching resources from non-NEA sources, organizations that only provide money are not considered partners. Funders are not excluded from being partners, but they must also supply human resources or information capital, or actively participate in another way. If applicable, briefly describe the process and criteria for the selection of key organizations that will be involved in the project. Where relevant, describe their involvement in the development of the project to date. Where they remain to be selected, describe the selection procedures that you plan to follow and the qualifications that you seek.



1000 characters remain

Description of Other Organizational Partners. Include brief, current descriptions of the key organizational partners. You may include up to 10.

- **Organization Name.**
- **Proposed or committed?** Select answer from drop-down.
- **Organization Type.** Select one of the following:
 - Nonprofit arts organization
 - Nonprofit community organization
 - School
 - School District
 - Local government agency

- State government agency
- Federal government agency
- College/University
- Religious Organization
- For-profit commercial organization
- Other

Description of the Organization Role in Proposed Project. (500 Character Limit, including spaces)

Sample View of Other Organizational Partners Questions & Description Text Box


Description of Other Organizational Partners: Include brief, current descriptions of the key organizational partners. You may include up to 10.

Organization Name

Proposed or committed?

Organization Type

Description of the Organization Role in Proposed Project



500 characters remain

Further Guidance on Organizational Partners:

- *Additional partners are encouraged and may include an appropriate variety of entities such as arts organizations and artists, design professionals and design centers, state level government agencies, foundations, nonprofit organizations, educational institutions, real estate developers, business leaders, community organizations, council of governments, rural planning organizations, transportation agencies, special districts, educational organizations, as well as public and governmental entities.*
- *Other Organizational Partners **do not** need to be registered 501(c)(3) or government entities, though they certainly can be.*

Part 4c: Project Participants - Works of Art

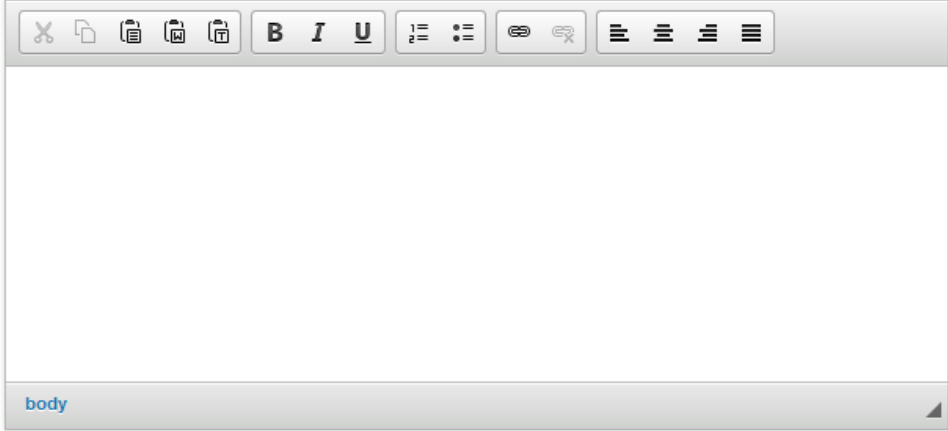
Selection and Description of Key Works or Art: Briefly describe any key works of art (e.g., public art, festivals and performances, and notable public spaces) that will be involved in the project. Indicate the process and criteria for the selection of these works of art and, where relevant, describe the role these works of art played in the development of the project to date. Where key works of art remain to be selected, describe the selection procedures that you plan to follow and the qualifications that you seek.

For design projects, the work of art would be the final designs or documentation of the community design/visioning process. **For cultural planning,** the work of art would be a plan or other community documentation. (1000 Character Limit, including spaces)

Sample View of Key Works of Art Text Box

Selection and Description of Key Works of Art: Briefly describe any key works of art (e.g., public art, festivals and performances, and notable public spaces) that will be involved in the project. Indicate the process and criteria for the selection of these works of art and, where relevant, describe the role these works of art played in the development of the project to date. Where key works of art remain to be selected, describe the selection procedures that you plan to follow and the qualifications that you seek. For projects that build knowledge about creative placemaking, describe the training material, research or other items that will be developed as part of the project.

For design projects, the work of art would be the final designs or documentation of the community design/visioning process. For cultural planning, the work of art would be a plan or other community documentation.



body

1000 characters remain

Part 5a: Programmatic Activities

Programmatic Activity. Submit representative examples of your **programmatic activities** for the past three years/seasons (up to 5 examples per year/season). While the headings may not fit in every case, use these spaces to demonstrate what your organization has done for the last three years. Note: You can't change the years/seasons. If you need to provide information for different years/seasons, please note the years you are using in the "Programmatic Activity notes" section below.

These examples should demonstrate [eligibility](#) (i.e., your organization's three-year history of programming) and the artistic excellence and merit of your organization. This section must show the eligibility of the Lead Applicant; however, if applicable you may also show activities undertaken by the Primary Partner as well.

- You may include up to 5 activities for each year/season (2013/2013-14; 2014/2014-15; 2015/2015-16). Do not exceed the following character limits (including spaces) per entry:
 - Year (9 characters)
 - Title/Creator (200 characters)
 - Key Artist(s) (200 characters)
 - Location
 - Dates / # of Performances (10 characters)
 - Attendance / % Capacity (10 characters)
 - Fees

Programmatic Activity Notes. Provide any notes about your programmatic activity. (1,000 Character Limit, including spaces)

Part 5b: Items to Upload

There are two types of required items to upload:

- **Statements of Support**
- **Work Samples**

You will access NEA-GO for detailed instructions and to upload your items. You should prepare your items **well in advance of the deadline** and have them fully ready to upload once NEA-GO becomes available to you. Please arrange the items in the following order when uploading to NEA-GO:

- Statements of Support
- Image Work Samples
- Audio Work Samples
- Video Work Samples
- Other Types of Work Samples

Below are the preparation instructions for required items to upload to NEA-GO. These are a critical part of your application and are considered carefully during application review. Submit items in the format and within the space limitations described. Only upload materials that we request. Other items that you include will not be reviewed.

For each item that you upload, you will find a descriptive field into which you will enter the following information, as appropriate:

- **Title Box.**
 - The title of the work or organization represented by the work sample. Title each work sample with a unique name. This title must not contain an apostrophe.
 - For Statements of Support, submit one combined PDF with all statements, titled “Statements of Support”.
 - For video/audio/digital image/website/document work samples, state the title of the work or organization represented by the work sample.
- **Description Box.**
 - For Statements of Support, submit one combined PDF with the description “Statements of Support”.
 - For video/audio/digital image/website/document work samples:
 - Name of the designer(s), artist(s), or key individuals involved.
 - Title of work/image/activity (if different from first bullet).
 - Date of work/image/activity.
 - No more than one sentence describing the work and its relationship to the project for which you are requesting support.
 - For video, length of the sample. (Three minutes is the maximum.)
 - **NOTE:** Applicants submitting multiple images on a PDF should include the relevant information from above with each image in the PDF. The descriptive field for the file should provide a brief overview of the group of images as a whole.

Sample View of Title & Description Box

Support Material

Folder: Our Town FY15-Our Town FY15

Title: *

Description:

Support Material:

Statements of Support (PDF format only)

All Statements of Support must be combined in to one single PDF document. Please **do not** submit a separate PDF file for each individual letter. You may **submit up to 10 statements** including, but not limited to the below.

- **REQUIRED: Statement of support from the highest ranking official for the local government (one-page limit, PDF format only).** This statement must be the first page in your file. The document should be a one-page formal statement of support, on appropriate letterhead, from the highest ranking official for the local government (e.g., mayor, county executive, or tribal leader). This statement of support should reflect the official's familiarity with and support for the project, and must designate your project as one of the up to two applications being submitted for the local government.

Many organization systems for local government exist. Please provide in your statement of support a sentence explaining why this official is the leader of the local government. For example, "In the Village of XYZ, our city manager is the highest ranking government official."

PLEASE NOTE: Applications without a statement of support from the highest ranking official for the local government **will be marked ineligible and will not continue to panel review.**

- **Statements of support from primary partners (one-page limit per statement, PDF format only).**
 - If the lead applicant is a local government: You must include a one-page statement from the nonprofit organization serving as the required primary partner reflecting its support for and involvement in the project. For verification purposes, include the name, phone number, and email of a contact person with the nonprofit organization.
 - If the lead applicant is a public entity or a nonprofit tax-exempt 501(c)(3) organization: You must include a one-page statement from the relevant local government agency or department serving as the required primary partner, reflecting its support for and involvement in the project. For verification purposes, include the name, phone number, and email of a contact person with the local government.
 - If you list an organization or individual as a partner in your application, you must include at least one one-page statement of commitment describing their support for and involvement in the project. We encourage you to be selective in listing only the partners that are critical to the project's success. Do not provide general statements of support for your organization. Each statement should be in PDF format only and include the name, affiliation, phone number, and email address of the individual who provided it.
- Statements from leaders and members of the community in which you are working, and/or from community based organizations, are also encouraged.

Work Samples

Work samples are a critical component of your application and will be considered carefully during the review process. The work samples are your primary way to show the level of design or artistic excellence that you and your partners are capable of achieving. It is up to you to determine the images or audio/video clips that are most relevant to and best support your proposed project. The work can be from any individual or partner involved in the project. Samples should be recent, of high quality, and as relevant to the project as possible. Please see the following pages for acceptable formats.

We will accept the following types/sizes of work samples:

Type	Images	Audio	Documents	Videos
Max. #	20	2	3	2
Max. Time Each Sample	N/A	2	N/A	2 minutes
Max. Size Each Sample	5 MB/20 pages if combined in a single PDF	5 MB	5 MB/12 pages	250 MB
File Types	.jpeg or PDF with images	.mp3, .wma, .wav, .aac, .mid, .midi, .mpa, and .ra	PDF	PDF with links or .avi, .flv, .mov, .mp4, .mpeg, .rm, .wmv

Further Guidance on Work Samples:

- *Please select the format most appropriate to the artistic medium or discipline represented in your project. Audio and video clips are intended to accommodate theater, dance, music, film, and new media work samples (not slide shows of still images). Documents may be most appropriate for projects that build knowledge about creative placemaking.*
- *As review time is limited, please be selective in what you chose to submit. We highly recommend limiting your selections to **three to four substantive work samples** relevant to the project.*
- *You will be able to upload samples in the formats described below. There is a limit of 250 MB for all of your work samples combined.*

Work Samples - Digital Images (single PDF file)

Submit up to 20 images **in a single PDF file**. Each file has a size limit of 5 MB. It is required that you submit as your first image a map of the project site or physical area/geography that will be impacted by the project. Additional images could include:

- Existing site conditions.
- For commissions and public art, digital images of the work of the artist(s) under consideration and of the proposed site.
- Selected artists or designers' previous work.
- Past exhibitions or programs by the organization.
- Images of model projects or case studies that have informed or inspired your project.

Work Samples - Audio Samples (no more than two selections)

Submit **no more than two selections**; each selection should not exceed two minutes. You will upload each selection in a separate file. Each file has a size limit of 5 MB. Acceptable file types are .mp3, .wma, .wav, .aac, .mid, .midi, .mpa, and .ra. Files could include:

- Past performances or recordings of the selected artist(s) or organization(s) under consideration.
- Pre-existing promotional clips or interviews specific to the project or partners involved. The creation of new audio for your application is discouraged.

Work Samples - Video Samples (no more than two selections)

Submit **no more than two selections**; each selection should not exceed two minutes. You may submit a link to a video sample, or upload a video sample directly to NEA-GO. Files could include:

- Existing site conditions.
- Past performances or recordings of the selected artist(s) or organization(s) under consideration.
- Pre-existing promotional clips or interviews specific to the project or partners involved. The creation of new video for your application is discouraged.

If you submit a link.

Submit a PDF with a link to the website. If you are including more than one website, submit **no more than two** and list them all on a single PDF. For each site, list the URLs for pages to be shown; include any necessary information on required plug-ins, passwords, or navigation paths.

If you upload directly to NEA-GO.

Acceptable file types are .avi, .flv, .mov, .mp4, .mpeg, .rm, and .wmv. Your video sample must be in one of these acceptable file types. File types such as VIDEO_TS.BUP, VIDEO_TS.IFO, and VIDEO_TS.VOB will not work. In order to be uploaded, videos must meet the following minimum requirements:

- Resolution: At least 480 x 360; Frames per second (fps): At least 12

Further Guidance on Video Samples:

- *You can often check the resolution of a video as follows. In Windows environments, find the file on your computer, right click it, and select "Properties." On a Mac, hold the Control key, and click on the file name. Select "Get Info" and the information should display. Most videos are a standard 29 frames per second.*
- *While the above requirements are the minimum, submitting your video in the mp4 (H.264) format at 640 x 480 with mp3 audio will allow for efficient uploading while showing your clips to best advantage. There is a file size limit of 250 MB. (Note, however, that there is a **limit of 250 MB for all of your work samples** combined so choose your video samples carefully.)*
- *If your video doesn't meet the minimum resolution requirements above, there are a number of software programs you can use to convert your videos.*
- *If you are submitting more than one video sample, you will upload each individually, in a separate file.*

Work Samples - Other Types of Work Samples

Website. Do not submit your organization's general website. Only submit a website that is an essential part of the project. Submit a PDF with a link to the website. If you are including more than one website, submit **no more than two** and list them all on a single PDF.

Documents (Examples of Training Material, Previous Research, Programs, Brochures, Calendars, Catalogues, Promotional Material). Submit a very limited sample that was produced or printed during 2014 or 2015 and that is directly related to the proposed project. Upload each document individually, in a separate file. Each file has a size limit of 5 MB and 12 pages. All documents should be submitted as PDF files. If you have to scan material, please follow the guidance below:

- Scan images at a resolution of 300 dpi. Resolutions over 300 dpi will result in unnecessarily large files.
- Experiment with the JPEG quality settings. Saving the document as a "medium quality" or "low quality" JPEG will reduce the file size, and is not likely to reduce readability.
- When you have scanned the images, combine them into a single PDF file. **Submit a single file for each document; do not submit a separate file for each scanned page.**